



# JAS

## Product Catalog 2026

JAS.dk ApS  
Lyager 9, 6933 Kibæk, (DK)

# TABLE OF CONTENTS

<b>Standard Products</b> .....	3
Workbenches .....	17
Clothes hangers .....	24
Carts .....	27
<b>Tables</b> .....	29
Workstations .....	50
Height adjustable tables .....	52
Height adjustable workbenches .....	60
Lifting Tables .....	69
Packing tables .....	73
Extraction tables .....	75
<b>Trolleys</b> .....	78
Other trolleys .....	94
Bellows trolleys .....	98
Cable trolleys .....	100
Loader wagons .....	102
Storage trolleys .....	104
Plate trolleys .....	109
Picking trolleys .....	112
Textile trolleys .....	117
<b>Racks</b> .....	120
A-frames .....	136
Litter bins .....	139
Other stands .....	143
Hanger racks .....	148
Branch racks .....	153
Storage racks .....	155
Packing racks .....	157
<b>Rolling tables</b> .....	159
<b>Cages</b> .....	164
Mesh cages .....	171
Roll containers .....	173
Transport cages .....	178
<b>Accessories</b> .....	180

Linak Accessories .....	219
TENTE Wheels .....	231
Accessories for height adjustable table .....	236
<b>Stainless steel</b> .....	251
<b>Special Products</b> .....	256
<b>ESD Products</b> .....	264
<b>Undefined-en</b> .....	271
<b>Switchboard installation</b> .....	315
<b>Warehouse &amp; Logistics</b> .....	324
<b>Stock items</b> .....	345
<b>Production &amp; Assembly</b> .....	347
<b>Healthcare sector</b> .....	365
<b>Textile industry</b> .....	371
<b>Transportation</b> .....	377

# STANDARD PRODUCTS

## HEIGHT ADJUSTABLE TABLE - DUO-LET 3070 - MODEL 1



This height adjustable table (Duo-let 3070 - model 1) is a stable and ergonomic workbench for production, assembly and workshop. Available in 1600×800 mm, 1800×800 mm and 2000×800 mm, the table provides ample workspace for both small and large items. With 200 kg lifting capacity and 2...

Sizes	1600x800mm, 1800x800mm, 2000x800mm
approx. weight	50kg
Lifting capacity	200kg
Table top	Laminate worktop 22mm (ABS Edge)
Lifting columns	2 pcs DL6 – 650 slg.

[Læs bløð](#)

**SKU:** 0101305005



## LOWERING TABLE WITH SUPERSTRUCTURE - DUO- LET 3070 - MODEL 2

This height adjustable table with standard extension (Duo-Let 3070 - Model 2) is a complete workstation for assembly, production and workshop environments where order and tool availability are essential. The table is available in 1600×800 mm, 1800×800 mm and 2000×800 mm and has a powerful...

Sizes	1600x800mm, 1800x800mm, 2000x800mm
approx. weight	70kg
Lifting capacity	400kg
Lifting columns	4 pcs DL6 – 650 slg.
Table top	Laminate worktop 22mm (ABS Edge)

[Læs bløð](#)

**SKU:** 0101305003-2



## LOWERING TABLE WITH SUPERSTRUCTURE - DUO-LET 3070 - MODEL 3

This height adjustable table with extension (Duo-Let 3070 - Model 3) is a complete and professional workstation for assembly and production where organization and efficiency are essential. The table is available in 1600×800 mm, 1800×800 mm and 2000×800 mm and has a lifting capacity of 400 kg....

Sizes	1600x800mm, 1800x800mm, 2000x800mm
approx. weight	75kg
Lifting capacity	400kg
Table top	Laminate worktop 22mm (ABS Edge)
Lifting columns	4 pieces DL6 – 650 slg.

[Læs bløf](#)

**SKU:** 0101305003-3



## LOWERING TABLE WITH SUPERSTRUCTURE - DUO-LET 3070 - MODEL 4

This lifting and lowering table with superstructure (Duo-Let 3070 – Model 4) is a fully equipped workstation for assembly and production where ergonomics, structure and high capacity are essential. The table is available in 1600×800 mm, 1800×800 mm and 2000×800 mm and has a 400 kg lifting...

Sizes	1600x800mm, 1800x800mm, 2000x800mm
approx. weight	100kg
Lifting capacity	400kg
Lifting columns	4 pcs DL6 – 650 slg.
Table top	Laminate worktop 22mm (ABS Edge)

[Læs bløf](#)

**SKU:** 0101305003-4

## SIT-TO-STAND TABLE WITH TILT FUNCTION - ERG-O-LET 310 - MODEL 1



This height-adjustable table with tilt function is the first of four models in the series.

The table is equipped with raise, lower and tilt functions.

Sizes	1600x800mm, 1800x800mm, 2000x800mm
approx. weight	105kg
Lifting capacity	400kg
Lifting columns	2 pcs. LA31 – 450 slg. 1 pcs. tilt actuator 400 slg.
Vip function	up to 80°
Front edge	50 mm above frame – Bolted, removable.
Table top	Laminate worktop 22mm (ABS Edge)
Maksimal vippekapacitet	200 kg. per tilt actuator

[Læs bløð](#)

**SKU:** 104310003-1

## SIT-TO-STAND TABLE WITH TILT FUNCTION - ERG-O-LET 310 - MODEL 2



This height-adjustable table with tilt function is the second of four models in the series.

The table is equipped with raise, lower and tilt functions and wheels that are used in the lowest position.

Sizes	1600x800mm, 1800x800mm, 2000x800mm
approx. weight	110kg
Lifting capacity	400kg
Table top	Laminate worktop 22mm (ABS Edge)
Vip function	up to 80°
Lifting columns	2 pcs. LA31 – 450 slg. 1 pcs. tilt actuator 400 slg.
Front edge	50 mm above frame – Bolted, removable.
Wheels	Ø75
Maksimal vippekapacitet	200 kg. per tilt actuator

[Læs bløð](#)

**SKU:** 104310003-2



## SIT-TO-STAND TABLE WITH TILT FUNCTION - ERG-O-LET 310 - MODEL 3

This height adjustable table with tilt function is the third of four models in the series.

The table is equipped with raise, lower and tilt functions, castors that are used in the lowest position and cable outlets for an optimized workflow.

Sizes	1600x800mm, 1800x800mm, 2000x800mm
approx. weight	112kg
Lifting capacity	400kg
Lifting columns	2 pcs. LA31 – 450 slg. 1 pcs. tilt actuator 400 slg.
Wheels	Ø75
Table top	Laminate worktop 22mm (ABS Edge)
Front edge	50 mm above frame – Bolted, removable.
Maksimal vippekapacitet	200 kg. per tilt actuator

[Læs blø](#)

**SKU:** 104310003-3



## SIT-TO-STAND TABLE WITH TILT FUNCTION - ERG-O-LET 310 - MODEL 4

This height-adjustable table with tilt function is the fourth model out of four in the series.

The table is equipped with raising, lowering and tilting functions, castors that are used in the lowest position, cable outlets for an optimized workflow and a mounting frame for superstructure.

Sizes	1600x800mm, 1800x800mm, 2000x800mm
approx. weight	120kg
Lifting capacity	400kg
Lifting columns	2 pcs. LA31 – 450 slg. 1 pcs. tilt actuator 400 slg.
Vip function	up to 80°
Front edge	50 mm above frame – Bolted, removable.
Wheels	Ø75
Table top	Laminate worktop 22mm (ABS Edge)
Cable holder overhang	2x400mm
Surface-mounted frame	for superstructure
Maksimal vippekapacitet	200 kg. per tilt actuator

[Læs blø](#)

SKU: 104310003-4



## HANGER STAND ON LEVELING SHOE - MODEL 1

This hanger rack on style shoe (Model 1) is a stable and simple solution for hanging clothes, textiles or other items in retail, warehouse, showroom and production environments. The rack functions as both a garment rack and clothing rack and is designed with a robust hanger bar  $\varnothing 30$  that can...

Sizes	1500x500x1600mm, 2000x500x1600mm
approx. weight	9kg
Maximum Load	100kg per suspension rod
Hanger bar	$\varnothing 30$

[Læs blot](#)

SKU: 1804003001-1



## HANGER RACK ON WHEELS - MODEL 2

This hanging rack on wheels (Model 2) is a mobile and robust solution for hanging clothes in stores, warehouses, showrooms and packing areas. The rack functions as both a garment rack and clothing rack and is ideal when clothes need to be moved frequently between zones, collections or...

Sizes	1500x500x1600mm, 2000x500x1600mm
approx. weight	9kg
Maximum Load	100kg. per hanger bar
Hanger bar	$\varnothing 30$
Wheels	$\varnothing 100$

[Læs blot](#)

SKU: 1804003001



## CLOTHES HANGER STAND ON LEVELING SHOE WITH 2 HANGER BARS - MODEL 3

This hanger rack with 2 hanger rods (Model 3) is a stable and space-optimized clothing rack for professional hanging of clothes in stores, warehouses and showrooms. With two hanger rods (Ø30×2) you get significantly more hanging capacity and better sorting of collections, sizes or orders. The...

Sizes	1500x500x1600mm, 2000x500x1600mm
approx. weight	
Maximum Load	100kg per suspension rod
Hanger bar	Ø30×2

[Læs blot](#)

**SKU:** 18040030014-1



## HANGER RACK ON WHEELS WITH 2 HANGER RODS - MODEL 4

This hanger rack on wheels with 2 hanger bars (Model 4) is a mobile and high-capacity solution for professional hanging, sorting and internal transportation of clothes. The rack functions as both a clothing rack and a clothes rack, and with two Ø30 hanger rods you get double hanging space...

Sizes	1500x500x1600mm, 2000x500x1600mm
approx. weight	10.5kg
Maximum Load	100kg. per hanger bar
Hanger bar	2x Ø30×2
Wheels	Ø100

[Læs blot](#)

**SKU:** 18040030014

## SIT-TO-STAND TABLE WITH TILT FUNCTION - ERG-O- LIFT 300 - MODEL 1



Height adjustable table with tilt function. Height 780-1280 mm, tilt up to 80°, lifting capacity 400 kg and weight 125 kg. 15 mm birch plywood (film/film) and Bluetooth operation. Ideal tilting table/assembly table in production.

Sizes	1600x800mm, 1800x800mm, 2000x800mm
approx. weight	125kg
Lifting capacity	400kg
Table top	15 mm birch plywood film/film
Maksimal vippekapacitet	200 kg. per tilt actuator up to 80°
Vip function	2 DL2 – 500 slg (raise/lower), 2 LA31 – 400 slg.
Lifting columns	50 mm above frame – bolted
Front edge	Phase-mounted and handheld bluetooth operation
Operation	

[Læs bløf](#)

**SKU:** 0104300002

## SIT-TO-STAND TABLE WITH TILT FUNCTION - ERG-O- LIFT 300 - MODEL 2



Sizes	1600x800mm, 1800x800mm, 2000x800mm
approx. weight	125kg
Lifting capacity	400kg
Maksimal vippekapacitet	200 kg. per tilt actuator up to 80°
Vip function	2 DL2 – 500 slg (raise/lower), 2 LA31 – 400 slg.
Table top	15 mm birch plywood film/film
Lifting columns	4 x Ø100 swivel castors with brakes
Wheels	

[Læs bløf](#)

**SKU:** 0104300002-2



## ROLLING TABLE WITH 2 SHELVES - 080R11 - MODEL 1

Robust standard trolley 900x550x900 mm with 2 shelves. Ideal for warehouse, production and logistics - mobile solution for efficient transportation and storage.

Sizes	500x400x900 mm, 1200x600x900 mm, 900x550x900 mm
approx. weight	20kg
Maximum Load	200kg
Height to 1st shelf	210mm
Height to 2nd shelf	900mm
Shelf plate	16mm melamine
Wheels	Ø100, Ø75

[Læs blø](#)

**SKU:** 080R11



## ROLLING TABLE WITH PUSH BAR - 080R11 - MODEL 2

Robust long trolley with push bar - 1500x800x900 mm. Perfect for internal transportation and storage. Equipped with durable Tente wheels.

Sizes	1200x600x875mm, 500x400x850mm, 900x550x875mm
approx. weight	25kg
Maximum Load	200kg
Height to 1st shelf	185mm
Height to 2nd shelf	845mm
Shelf plate	16mm melamine
Wheels	Ø100, Ø75

[Læs blø](#)

**SKU:** 080r11-2



## HEIGHT-ADJUSTABLE WASTE RACK - MODEL 1

Sizes	440x420x630-900mm
approx. weight	9kg
Maximum Load	30kg
stillesko	4 pcs.

[Læs blot](#)

**SKU:** 1804099003-1

**Price:** from 925,00 kr.



## HEIGHT-ADJUSTABLE WASTE RACK - MODEL 2

Practical and robust height-adjustable waste rack with wheels - perfect for efficient waste sorting in industry, warehouses and institutions.

Sizes	440x420x630-900mm
approx. weight	10kg
Maximum Load	30kg
Wheels	Ø75

[Læs blot](#)

**SKU:** 1804099003-2

**Price:** from 1.045,00 kr.



## HEIGHT-ADJUSTABLE WASTE RACK WITH LID - MODEL 3

Sizes	440x420x630-900mm
approx. weight	10.5kg
Maximum Load	30kg
stillesko	4 pcs.
Low	

[Læs blot](#)

**SKU:** 1804099003-3

**Price:** from 1.125,00 kr.



## HEIGHT-ADJUSTABLE WASTE RACK WITH LID - MODEL 4

Practical waste rack with lid - 440x420x630-900 mm, weight approx. 11 kg and equipped with wheels Ø75 for flexible placement. Ideal for hygienic waste management in production, institutions and warehouses.

Sizes	440x420x630-900mm
approx. weight	11kg
Maximum Load	30kg
Wheels	Ø75
Low	

[Læs blot](#)

**SKU:** 1804099003-4

**Price:** from 1.245,00 kr.



## A-FRAME ON WHEELS - 1500X1100X2050MM

This A-Frame on wheels - 1500x1100x2050 mm is designed for safe and efficient handling of switchboards, panels and large flat items. The stand is robustly constructed and designed specifically for switchboard assembly, but it is also suitable for a wide range of other environments where heavy or...

Sizes	1500x1100x2050mm
approx. weight	50kg
Maximum Load	100kg. per plate
Shelf plate	4x 18 mm birch plywood film/film
Wheels	4 swivels with brakes

[Læs blot](#)

**SKU:** 3086810002

**Price:** from 9.445,00 kr.



## TOOL BOARD ON WHEELS

Sizes	930x600x1700mm
Base plate	10mm compact laminate
Wheels	4 pcs. TENTE Ø125 2 w/brake. 2 w/o brake

[Læs blot](#)

**SKU:** 1804003009

**Price:** from 8.445,00 kr.



## HEIGHT ADJUSTABLE TABLE - ERG-O-LITE

Sizes	1600x800mm, 1800x800mm, 2000x800mm
approx. weight Table top	46 kg Laminate worktop 22mm (ABS Edge)
Lifting capacity Lifting columns	160 kg 2 pcs DL6 – 650 slg.

[Læs bløð](#)

**SKU:** 0202000050-1



## ROLLING TABLE WITH 3 SHELVES - 1000X500X1000MM - 088R20

Functional rolling table with 3 shelves and integrated push bar. Equipped with durable Tente wheels for safe and easy transportation.

Sizes	1000x500x1000mm
approx. weight	27kg
Maximum Load	200kg
Height to 1st shelf	210mm
Height to 2nd shelf	545mm
Height to 3rd shelf	900mm
Shelf plate	16mm melamine
Wheels	Ø100

[Læs bløð](#)

**SKU:** 088R20

**Price:** from 2.985,00 kr.



## ROLLING TABLE WITH LOOP EDGE - 089R21S

Rolling table with loop edge and 2 shelves - ideal for internal transportation and storage in production and warehouse environments.

Sizes	1000x600x1010mm, 700x500x1010mm
approx. weight	20kg
Maximum Load	200kg
Height to 1st shelf	210mm
Height to 2nd shelf	710mm
Shelf plate	16mm melamine
Wheels	Ø100

[Læs bløð](#)

**SKU:** 089R21S

# WORKBENCHES

## HEIGHT ADJUSTABLE TABLE - DUO-LET 3070 - MODEL 1



This height adjustable table (Duo-let 3070 - model 1) is a stable and ergonomic workbench for production, assembly and workshop. Available in 1600×800 mm, 1800×800 mm and 2000×800 mm, the table provides ample workspace for both small and large items. With 200 kg lifting capacity and 2...

Sizes	1600x800mm, 1800x800mm, 2000x800mm
approx. weight	50kg
Lifting capacity	200kg
Table top	Laminate worktop 22mm (ABS Edge)
Lifting columns	2 pcs DL6 – 650 slg.

[Læs bløð](#)

**SKU:** 0101305005

## LOWERING TABLE WITH SUPERSTRUCTURE - DUO- LET 3070 - MODEL 2



This height adjustable table with standard extension (Duo-Let 3070 - Model 2) is a complete workstation for assembly, production and workshop environments where order and tool availability are essential. The table is available in 1600×800 mm, 1800×800 mm and 2000×800 mm and has a powerful...

Sizes	1600x800mm, 1800x800mm, 2000x800mm
approx. weight	70kg
Lifting capacity	400kg
Lifting columns	4 pcs DL6 – 650 slg.
Table top	Laminate worktop 22mm (ABS Edge)

[Læs bløð](#)

**SKU:** 0101305003-2



## LOWERING TABLE WITH SUPERSTRUCTURE - DUO-LET 3070 - MODEL 3

This height adjustable table with extension (Duo-Let 3070 - Model 3) is a complete and professional workstation for assembly and production where organization and efficiency are essential. The table is available in 1600×800 mm, 1800×800 mm and 2000×800 mm and has a lifting capacity of 400 kg....

Sizes	1600x800mm, 1800x800mm, 2000x800mm
approx. weight	75kg
Lifting capacity	400kg
Table top	Laminate worktop 22mm (ABS Edge)
Lifting columns	4 pieces DL6 - 650 slg.

[Læs blø](#)

**SKU:** 0101305003-3



## LOWERING TABLE WITH SUPERSTRUCTURE - DUO-LET 3070 - MODEL 4

This lifting and lowering table with superstructure (Duo-Let 3070 - Model 4) is a fully equipped workstation for assembly and production where ergonomics, structure and high capacity are essential. The table is available in 1600×800 mm, 1800×800 mm and 2000×800 mm and has a 400 kg lifting...

Sizes	1600x800mm, 1800x800mm, 2000x800mm
approx. weight	100kg
Lifting capacity	400kg
Lifting columns	4 pcs DL6 - 650 slg.
Table top	Laminate worktop 22mm (ABS Edge)

[Læs blø](#)

**SKU:** 0101305003-4

## SIT-TO-STAND TABLE WITH TILT FUNCTION - ERG-O-LET 310 - MODEL 1



This height-adjustable table with tilt function is the first of four models in the series.

The table is equipped with raise, lower and tilt functions.

Sizes	1600x800mm, 1800x800mm, 2000x800mm
approx. weight	105kg
Lifting capacity	400kg
Lifting columns	2 pcs. LA31 – 450 slg. 1 pcs. tilt actuator 400 slg.
Vip function	up to 80°
Front edge	50 mm above frame – Bolted, removable.
Table top	Laminate worktop 22mm (ABS Edge)
Maksimal vippekapacitet	200 kg. per tilt actuator

[Læs bløð](#)

**SKU:** 104310003-1

## SIT-TO-STAND TABLE WITH TILT FUNCTION - ERG-O-LET 310 - MODEL 2



This height-adjustable table with tilt function is the second of four models in the series.

The table is equipped with raise, lower and tilt functions and wheels that are used in the lowest position.

Sizes	1600x800mm, 1800x800mm, 2000x800mm
approx. weight	110kg
Lifting capacity	400kg
Table top	Laminate worktop 22mm (ABS Edge)
Vip function	up to 80°
Lifting columns	2 pcs. LA31 – 450 slg. 1 pcs. tilt actuator 400 slg.
Front edge	50 mm above frame – Bolted, removable.
Wheels	Ø75
Maksimal vippekapacitet	200 kg. per tilt actuator

[Læs bløð](#)

**SKU:** 104310003-2



## SIT-TO-STAND TABLE WITH TILT FUNCTION - ERG-O-LET 310 - MODEL 3

This height adjustable table with tilt function is the third of four models in the series.

The table is equipped with raise, lower and tilt functions, castors that are used in the lowest position and cable outlets for an optimized workflow.

Sizes	1600x800mm, 1800x800mm, 2000x800mm
approx. weight	112kg
Lifting capacity	400kg
Lifting columns	2 pcs. LA31 – 450 slg. 1 pcs. tilt actuator 400 slg.
Wheels	Ø75
Table top	Laminate worktop 22mm (ABS Edge)
Front edge	50 mm above frame – Bolted, removable.
Maksimal vippekapacitet	200 kg. per tilt actuator

[Læs blø](#)

**SKU:** 104310003-3

## SIT-TO-STAND TABLE WITH TILT FUNCTION - ERG-O-LET 310 - MODEL 4



This height-adjustable table with tilt function is the fourth model out of four in the series.

The table is equipped with raising, lowering and tilting functions, castors that are used in the lowest position, cable outlets for an optimized workflow and a mounting frame for superstructure.

Sizes	1600x800mm, 1800x800mm, 2000x800mm
approx. weight	120kg
Lifting capacity	400kg
Lifting columns	2 pcs. LA31 – 450 slg. 1 pcs. tilt actuator 400 slg.
Vip function	up to 80°
Front edge	50 mm above frame – Bolted, removable.
Wheels	Ø75
Table top	Laminate worktop 22mm (ABS Edge)
Cable holder overhang	2x400mm
Surface-mounted frame	for superstructure
Maksimal vippekapacitet	200 kg. per tilt actuator

[Læs blø](#)

SKU: 104310003-4

## SIT-TO-STAND TABLE WITH TILT FUNCTION - ERG-O- LIFT 300 - MODEL 1



Height adjustable table with tilt function. Height 780-1280 mm, tilt up to 80°, lifting capacity 400 kg and weight 125 kg. 15 mm birch plywood (film/film) and Bluetooth operation. Ideal tilting table/assembly table in production.

Sizes	1600x800mm, 1800x800mm, 2000x800mm
approx. weight	125kg
Lifting capacity	400kg
Table top	15 mm birch plywood film/film
Maksimal vippekapacitet	200 kg. per tilt actuator
Vip funktion	up to 80°
Lifting columns	2 DL2 – 500 slg (raise/lower), 2 LA31 – 400 slg.
Front edge	50 mm above frame – bolted
Operation	Phase-mounted and handheld bluetooth operation

[Læs bløf](#)

SKU: 0104300002

## SIT-TO-STAND TABLE WITH TILT FUNCTION - ERG-O- LIFT 300 - MODEL 2



Sizes	1600x800mm, 1800x800mm, 2000x800mm
approx. weight	125kg
Lifting capacity	400kg
Maksimal vippekapacitet	200 kg. per tilt actuator
Vip funktion	up to 80°
Table top	15 mm birch plywood film/film
Lifting columns	2 DL2 – 500 slg (raise/lower), 2 LA31 – 400 slg.
Wheels	4 x Ø100 swivel castors with brakes

[Læs bløf](#)

SKU: 0104300002-2

## HEIGHT ADJUSTABLE TABLE - ERG-O-LITE



Sizes	1600x800mm, 1800x800mm, 2000x800mm
approx. weight Table top	46 kg Laminate worktop 22mm (ABS Edge)
Lifting capacity Lifting columns	160 kg 2 pcs DL6 – 650 slg.

[Læs bløf](#)

**SKU:** 0202000050-1

# CLOTHES HANGERS



## HANGER STAND ON LEVELING SHOE - MODEL 1

This hanger rack on style shoe (Model 1) is a stable and simple solution for hanging clothes, textiles or other items in retail, warehouse, showroom and production environments. The rack functions as both a garment rack and clothing rack and is designed with a robust hanger bar Ø30 that can...

Sizes	1500x500x1600mm, 2000x500x1600mm
approx. weight	9kg
Maximum Load	100kg per suspension rod
Hanger bar	Ø30

[Læs bløf](#)

**SKU:** 1804003001-1



## HANGER RACK ON WHEELS - MODEL 2

This hanging rack on wheels (Model 2) is a mobile and robust solution for hanging clothes in stores, warehouses, showrooms and packing areas. The rack functions as both a garment rack and clothing rack and is ideal when clothes need to be moved frequently between zones, collections or...

Sizes	1500x500x1600mm, 2000x500x1600mm
approx. weight	9kg
Maximum Load	100kg. per hanger bar
Hanger bar	Ø30
Wheels	Ø100

[Læs bløf](#)

**SKU:** 1804003001



## CLOTHES HANGER STAND ON LEVELING SHOE WITH 2 HANGER BARS - MODEL 3

This hanger rack with 2 hanger rods (Model 3) is a stable and space-optimized clothing rack for professional hanging of clothes in stores, warehouses and showrooms. With two hanger rods (Ø30×2) you get significantly more hanging capacity and better sorting of collections, sizes or orders. The...

Sizes	1500x500x1600mm, 2000x500x1600mm
approx. weight	
Maximum Load	100kg per suspension rod
Hanger bar	Ø30×2

[Læs blot](#)

**SKU:** 18040030014-1



## HANGER RACK ON WHEELS WITH 2 HANGER RODS - MODEL 4

This hanger rack on wheels with 2 hanger bars (Model 4) is a mobile and high-capacity solution for professional hanging, sorting and internal transportation of clothes. The rack functions as both a clothing rack and a clothes rack, and with two Ø30 hanger rods you get double hanging space...

Sizes	1500x500x1600mm, 2000x500x1600mm
approx. weight	10.5kg
Maximum Load	100kg. per hanger bar
Hanger bar	2x Ø30×2
Wheels	Ø100

[Læs blot](#)

**SKU:** 18040030014

# CARTS



## ROLLING TABLE WITH 2 SHELVES - 080R11 - MODEL 1

Robust standard trolley 900x550x900 mm with 2 shelves. Ideal for warehouse, production and logistics - mobile solution for efficient transportation and storage.

Sizes	500x400x900 mm, 1200x600x900 mm, 900x550x900 mm
approx. weight	20kg
Maximum Load	200kg
Height to 1st shelf	210mm
Height to 2nd shelf	900mm
Shelf plate	16mm melamine
Wheels	Ø100, Ø75

[Læs blot](#)

**SKU:** 080R11



## TABLES

## HEIGHT ADJUSTABLE TABLE - DUO-LET 3070 - MODEL 1



This height adjustable table (Duo-let 3070 - model 1) is a stable and ergonomic workbench for production, assembly and workshop. Available in 1600×800 mm, 1800×800 mm and 2000×800 mm, the table provides ample workspace for both small and large items. With 200 kg lifting capacity and 2...

Sizes	1600x800mm, 1800x800mm, 2000x800mm
approx. weight	50kg
Lifting capacity	200kg
Table top	Laminate worktop 22mm (ABS Edge)
Lifting columns	2 pcs DL6 – 650 slg.

[Læs bløð](#)

**SKU:** 0101305005



## LOWERING TABLE WITH SUPERSTRUCTURE - DUO- LET 3070 - MODEL 2

This height adjustable table with standard extension (Duo-Let 3070 - Model 2) is a complete workstation for assembly, production and workshop environments where order and tool availability are essential. The table is available in 1600×800 mm, 1800×800 mm and 2000×800 mm and has a powerful...

Sizes	1600x800mm, 1800x800mm, 2000x800mm
approx. weight	70kg
Lifting capacity	400kg
Lifting columns	4 pcs DL6 – 650 slg.
Table top	Laminate worktop 22mm (ABS Edge)

[Læs bløð](#)

**SKU:** 0101305003-2



## LOWERING TABLE WITH SUPERSTRUCTURE - DUO-LET 3070 - MODEL 3

This height adjustable table with extension (Duo-Let 3070 - Model 3) is a complete and professional workstation for assembly and production where organization and efficiency are essential. The table is available in 1600×800 mm, 1800×800 mm and 2000×800 mm and has a lifting capacity of 400 kg....

Sizes	1600x800mm, 1800x800mm, 2000x800mm
approx. weight	75kg
Lifting capacity	400kg
Table top	Laminate worktop 22mm (ABS Edge)
Lifting columns	4 pieces DL6 - 650 slg.

[Læs bløf](#)

**SKU:** 0101305003-3



## LOWERING TABLE WITH SUPERSTRUCTURE - DUO-LET 3070 - MODEL 4

This lifting and lowering table with superstructure (Duo-Let 3070 - Model 4) is a fully equipped workstation for assembly and production where ergonomics, structure and high capacity are essential. The table is available in 1600×800 mm, 1800×800 mm and 2000×800 mm and has a 400 kg lifting...

Sizes	1600x800mm, 1800x800mm, 2000x800mm
approx. weight	100kg
Lifting capacity	400kg
Lifting columns	4 pcs DL6 - 650 slg.
Table top	Laminate worktop 22mm (ABS Edge)

[Læs bløf](#)

**SKU:** 0101305003-4

## SIT-TO-STAND TABLE WITH TILT FUNCTION - ERG-O-LET 310 - MODEL 1



This height-adjustable table with tilt function is the first of four models in the series.

The table is equipped with raise, lower and tilt functions.

Sizes	1600x800mm, 1800x800mm, 2000x800mm
approx. weight	105kg
Lifting capacity	400kg
Lifting columns	2 pcs. LA31 – 450 slg. 1 pcs. tilt actuator 400 slg.
Vip function	up to 80°
Front edge	50 mm above frame – Bolted, removable.
Table top	Laminate worktop 22mm (ABS Edge)
Maksimal vippekapacitet	200 kg. per tilt actuator

[Læs bløð](#)

**SKU:** 104310003-1

## SIT-TO-STAND TABLE WITH TILT FUNCTION - ERG-O-LET 310 - MODEL 2



This height-adjustable table with tilt function is the second of four models in the series.

The table is equipped with raise, lower and tilt functions and wheels that are used in the lowest position.

Sizes	1600x800mm, 1800x800mm, 2000x800mm
approx. weight	110kg
Lifting capacity	400kg
Table top	Laminate worktop 22mm (ABS Edge)
Vip function	up to 80°
Lifting columns	2 pcs. LA31 – 450 slg. 1 pcs. tilt actuator 400 slg.
Front edge	50 mm above frame – Bolted, removable.
Wheels	Ø75
Maksimal vippekapacitet	200 kg. per tilt actuator

[Læs bløð](#)

**SKU:** 104310003-2



## SIT-TO-STAND TABLE WITH TILT FUNCTION - ERG-O-LET 310 - MODEL 3

This height adjustable table with tilt function is the third of four models in the series.

The table is equipped with raise, lower and tilt functions, castors that are used in the lowest position and cable outlets for an optimized workflow.

Sizes	1600x800mm, 1800x800mm, 2000x800mm
approx. weight	112kg
Lifting capacity	400kg
Lifting columns	2 pcs. LA31 – 450 slg. 1 pcs. tilt actuator 400 slg.
Wheels	Ø75
Table top	Laminate worktop 22mm (ABS Edge)
Front edge	50 mm above frame – Bolted, removable.
Maksimal vippekapacitet	200 kg. per tilt actuator

[Læs blø](#)

**SKU:** 104310003-3

## SIT-TO-STAND TABLE WITH TILT FUNCTION - ERG-O-LET 310 - MODEL 4



This height-adjustable table with tilt function is the fourth model out of four in the series.

The table is equipped with raising, lowering and tilting functions, castors that are used in the lowest position, cable outlets for an optimized workflow and a mounting frame for superstructure.

Sizes	1600x800mm, 1800x800mm, 2000x800mm
approx. weight	120kg
Lifting capacity	400kg
Lifting columns	2 pcs. LA31 – 450 slg. 1 pcs. tilt actuator 400 slg.
Vip function	up to 80°
Front edge	50 mm above frame – Bolted, removable.
Wheels	Ø75
Table top	Laminate worktop 22mm (ABS Edge)
Cable holder overhang	2x400mm
Surface-mounted frame	for superstructure
Maksimal vippekapacitet	200 kg. per tilt actuator

[Læs blø](#)

SKU: 104310003-4

## SIT-TO-STAND TABLE WITH TILT FUNCTION - ERG-O- LIFT 300 - MODEL 1



Height adjustable table with tilt function. Height 780-1280 mm, tilt up to 80°, lifting capacity 400 kg and weight 125 kg. 15 mm birch plywood (film/film) and Bluetooth operation. Ideal tilting table/assembly table in production.

Sizes	1600x800mm, 1800x800mm, 2000x800mm
approx. weight	125kg
Lifting capacity	400kg
Table top	15 mm birch plywood film/film
Maksimal vippekapacitet	200 kg. per tilt actuator
Vip funktion	up to 80°
Lifting columns	2 DL2 – 500 slg (raise/lower), 2 LA31 – 400 slg.
Front edge	50 mm above frame – bolted
Operation	Phase-mounted and handheld bluetooth operation

[Læs bløf](#)

SKU: 0104300002

## SIT-TO-STAND TABLE WITH TILT FUNCTION - ERG-O- LIFT 300 - MODEL 2



Sizes	1600x800mm, 1800x800mm, 2000x800mm
approx. weight	125kg
Lifting capacity	400kg
Maksimal vippekapacitet	200 kg. per tilt actuator
Vip funktion	up to 80°
Table top	15 mm birch plywood film/film
Lifting columns	2 DL2 – 500 slg (raise/lower), 2 LA31 – 400 slg.
Wheels	4 x Ø100 swivel castors with brakes

[Læs bløf](#)

SKU: 0104300002-2

## HEIGHT ADJUSTABLE TABLE - ERG-O-LIFT 300 - MODEL 1

Heavy-duty electric workbench with height adjustment, 50 mm file bench plate. Weight approx. 135 kg and lifting capacity of 400 kg. Perfect as a workstation and ergonomic table for assembly and production.



Sizes	1600x800mm, 1800x800mm, 2000x800mm, 2500x800mm
approx. weight	135kg
Lifting capacity	400kg
Table top	50mm filing bench plate
Lifting columns	2 pcs DL2 - 500 pcs (raise/lower)

[Læs blot](#)

**SKU:** 0101300006

## LOWERING TABLE WITH SUPERSTRUCTURE - ERG-O- LIFT 300 - MODEL 2

Height adjustable table with superstructure - Model 2 Heavy-duty electric workbench with height adjustment, 50 mm file table top and solid superstructure for mounting lights, shelves, display arms and tool boards. Weight 165 kg and lifting capacity 400 kg. Perfect as a workstation and ergonomic...



Sizes	1600x800mm, 1800x800mm, 2000x800mm, 2500x800mm
approx. weight	165kg
Lifting capacity	400kg
Table top	50mm filing bench plate
Lifting columns	2 pcs DL2 - 500 pcs (raise/lower)

[Læs blot](#)

**SKU:** 0101300003

## HEIGHT ADJUSTABLE TABLE WITH TILT FUNCTION - ERG- O-LIFT 300 - 2100X1560MM



Sizes	2100x1560mm
Lifting capacity	300kg
Table top	15 mm birch plywood film/film
Lifting columns	2 pcs DL2 - 500 slg - 3 pcs LA31 tilt actuator - 400 slg.
Vip function	up to 80°
Wheels	4 x Ø100 swivel castors with brakes
Maksimal vippekapacitet	300kg

[Læs blø](#)

**SKU:** S110524

**Price:** from 49.750,00 kr.

## EXTRACTION TABLE WITH HEIGHT ADJUSTMENT - ERG- O-LIFT 300



Ergonomic extraction table with height adjustment - 2500x800 mm, with electric height adjustment and 400 kg capacity. Weight 135 kg, double lifting column construction DL2-500 - ideal for production and assembly with clean air and ergonomic requirements.

Sizes	2500x800mm
approx. weight	135kg
Lifting capacity	400kg
Lifting columns	2 pcs DL2 - 500 pcs (raise/lower)
Table top	20x30 birch slats

[Læs blø](#)

**SKU:** 1003000037

**Price:** from 26.750,00 kr.



## EXTRACTION TABLE ON WHEELS - 2500X800X900 MM

Flexible extraction table on wheels - 2500x800x900mm, ideal for production and workshops. With a weight of 100 kg, wheels Ø160 and heavy-duty steel construction, the table functions as an extraction workbench that effectively removes dust and particles directly at source. A mobile extraction...

Sizes	2500x800x900mm
approx. weight	100kg
Table top	20x30 birch slats
Wheels	Ø160

[Læs bløð](#)

**SKU:** 0106003001

**Price:** from 19.350,00 kr.



## SMALL EXTRACTION TABLE - 650X450X900 MM

Compact small extraction table - 650x450x900mm with strong steel construction and efficient extraction. Suitable for precision work and small assembly tasks where clean air and ergonomics are in focus. With a working height of 900 mm and a weight of 24 kg, the table provides stability and...

Sizes	650x450x900mm
approx. weight	24kg
Maximum Load	100kg
Table top	20x30 birch slats
Wheels	Ø75

[Læs bløð](#)

**SKU:** 403003001

**Price:** from 11.850,00 kr.



## HEIGHT ADJUSTABLE TABLE WITH DRAWER - DUO-LET 3070

Sizes	1600x800mm, 1800x800mm, 2000x800mm
approx. weight	80kg
Lifting capacity	400kg
Lifting columns	4 pcs DL6 - 650 slg.
Table top	Laminate worktop 22mm (ABS Edge)
Skuffer	1 drawer on rails
<a href="#">Læs blø</a>	
SKU: N/A	



## HEIGHT ADJUSTABLE TABLE WITH SUPERSTRUCTURE AND DRAWER - DUO-LET 3070

Sizes	1600x800mm, 1800x800mm, 2000x800mm
approx. weight	100kg
Lifting capacity	400kg
Lifting columns	4 pcs DL6 - 650 slg.
Table top	Laminate worktop 22mm (ABS Edge)
Skuffer	1 drawer on rails
<a href="#">Læs blø</a>	
SKU: 0101305002	

## HEIGHT ADJUSTABLE TABLE - 1200X600MM - DUO-LET 3070



Height adjustable table - 1200x600 mm. Compact and ergonomic workbench with electric height adjustment. Solid steel construction with 2 DL6 lifting columns, 200 kg lifting capacity and weight 60 kg. Ideal as a workstation in assembly, workshop and production.

Sizes	1200x600mm
approx. weight	60kg
Lifting capacity	200kg
Lifting columns	2 pcs DL6 – 650 slg.

[Læs bløf](#)

SKU: N/A

## HEIGHT ADJUSTABLE TABLE - DUO-LET 3070



Sizes	1600x800mm, 1800x800mm, 2000x800mm
approx. weight	75kg
Lifting capacity	400kg
Lifting columns	4 pcs DL6 – 650 slg.

[Læs bløf](#)

SKU: N/A



## HEIGHT ADJUSTABLE TABLE - ERG-O-LITE

Sizes	1600x800mm, 1800x800mm, 2000x800mm
approx. weight Table top	46 kg Laminate worktop 22mm (ABS Edge)
Lifting capacity Lifting columns	160 kg 2 pcs DL6 – 650 slg.

[Læs bløf](#)

**SKU:** 0202000050-1



## HEIGHT ADJUSTABLE TABLE WITH TILT FUNCTION - ERG- O-LET 312 - 1000X600MM

Sizes	1000x600x935-1385mm
approx. weight	55kg
Lifting capacity	200kg
Table top	15 mm birch plywood film/foil
Vip function	up to 80°
Front edge	150 mm above the worktop
Maksimal vippekapacitet	200 kg. per tilt actuator

[Læs bløf](#)

**SKU:** 0102312002



## HEIGHT ADJUSTABLE TABLE WITH TILT FUNCTION - 900X600MM - DUO-LET 3070

Height adjustable table with tilt function - 900x600x720-1370 mm. Electric height and tilt-adjustable workbench for assembly and precision work. Robust construction with lifting capacity of 50 kg and weight approx. 40 kg. Ideal as an assembly table, electrical panel table or workstation in...

Sizes	900x600x720-1370mm
approx. weight	40kg
Lifting capacity	50kg
Wheels	Ø100
Vip function	up to 42°
Maksimal vippekapacitet	50 kg

[Læs bløð](#)

SKU: N/A



## ERGONOMIC LIFT TABLE ERG-O-LIFT 300 SINGLE | ELECTRIC ASSEMBLY TABLE


Ergonomic lifting table with 300 kg capacity and electric height adjustment. Ideal for assembly and production. Get a quote for ERGO-Lift 300 Single!

Sizes	600/1200x600x800 mm
approx. weight	70kg
Lifting capacity	200kg
Table top	16 mm MDF with grooved rubber mat glued on - 1 piece 600x600 mm, 2 pieces 600x300 mm
Foldable	pages
Battery pack	Included
Lifting columns	1 DL2 - 500 pcs.
Wheels	Ø100

[Læs bløð](#)

SKU: 102300002

## HEIGHT ADJUSTABLE TABLE WITH TILT FUNCTION - 4000X750MM - ERG-O-LIFT 300



Height adjustable table with tilt function - 4000x750mm. Heavy-duty tilt table with five height-adjustable roller rails, 400 kg lifting capacity and tilt up to 80°. Weight 350 kg. Ideal as an assembly and production table with electric height adjustment.

Sizes	4000x750x800-1300mm
approx. weight	350kg
Lifting capacity	400kg
Table top	15 mm birch plywood film/film
Front edge	50mm above the worktop
Vip function	up to 80°
Roller rails	5 pieces that can be raised/lowered under the worktop
Gas dampers	2 pcs - 500 pcs.
Lifting columns	2 DL2 - 500 slg (raise/lower), 4 LA31 - 250 slg (tilt), 4 Baselift - 100 slg (roller tracks)
Maksimal vippekapacitet	400 kg

[Læs blø](#)

**SKU:** S110423

## HEIGHT ADJUSTABLE TABLE WITH TILT FUNCTION - 2100X1000 MM - ERG-O- LIFT 300



This height adjustable table with tilt function in size 2100x1000 mm is a powerful, ergonomic workstation designed for heavy industrial processes, assembly, production and workshop tasks. The table is built to optimize the working environment and reduce physical strain - even when handling heavy...

Sizes	2100x1000x700-1000mm
approx. weight	150kg
Lifting capacity	400kg
Table top	15 mm birch plywood film/film
Vip function	2 separate tilt functions
Maksimal vippekapacitet	200 kg. per tilt actuator

[Læs blø](#)

**SKU:** N/A



## ERG-O-LIFT 300 - DUAL VIP

- Size: 2500x1000 mm
- Table top: 15 mm two-piece carriage base plate
- Lifter columns: 2 pcs DL2 - 500 slg.
- Tilt actuators: 4 pcs. LA31 - 400 slg.
- Lift capacity: 400 kg.
- Possibility to tilt both sides of the table parrally or separately
- Extension frame with rear column system - 3 rear...

Sizes	2500x1000mm
approx. weight	180kg
Lifting capacity	400kg
Table top	15 mm birch plywood film/film
Lifting columns	2 pcs DL2 - 500 slg. 4 pcs LA31 - 400 slg.
Maksimal vippekapacitet	400 kg

[Læs bløf](#)

**SKU:** EOL300-DV



## ERG-O-LIFT 300 - FLEX

- Size: 1180-1880x770 mm
- Table top: 15 mm birch plywood film/film
- Front edge: 30 mm above table top (for 15 mm table top)
- Length adjustable using lockable positioning bolts
- Intervals of 50 mm
- Start height: 850 mm
- Max height: 1350 mm
- Lift capacity: 200 kg.
- Lift columns: 2 pcs DL 2 - 500...

Sizes	1180x1880x760mm
approx. weight	50kg
Maximum Load	200kg
Table top	15 mm birch plywood film/film
Wheels	Ø100
Maksimal vippekapacitet	200 kg
Vip function	up to 80°

[Læs bløf](#)

**SKU:** EOL300-FLEX

## RAISE-LOWER TABLE WITH TILT FUNCTION - ERG-O- LIFT 300 - 2130X1560MM



Sizes	2130x1560mm
Lifting capacity	300kg
Lifting columns	2 pcs DL2 - 500 slg - 3 pcs LA31 tilt actuator - 400 slg.
Vip function	up to 80°
Maksimal vippekapaцитet	300kg
Wheels	4 x Ø100 swivel castors with brakes

[Læs bløß](#)

**SKU:** S110524-A

## HEIGHT ADJUSTABLE TABLE WITH TILT FUNCTION - 1800X1000 MM - ERG-O-LET 312



Height adjustable table with tilt function - 1800x800 mm. Solid workbench prepared for sheet metal assembly. Electric raise/lower and tilt function, lifting capacity 400 kg and robust steel construction. Ideal as a tilting table, assembly table and workstation in industrial production.

Sizes	1800x1000mm
approx. weight	105kg
Lifting capacity	400kg
Vip function	up to 80°
Lifting columns	2 pcs. LA 31 - 450 slg.
Prepared for	Sheet metal assembly
Maksimal vippekapaцитet	200 kg. per tilt actuator

[Læs bløß](#)

**SKU:** N/A

## HEIGHT ADJUSTABLE TABLE WITH WHEELS - 2400X750 MM - ERG-O-LET 310



Height adjustable table with wheels - 2400x750 mm. Ergonomic workbench with electric height adjustment, heavy-duty steel construction and Ø100 wheels for flexible mobility. Prepared for sheet metal assembly, lifting capacity 400 kg and weight 80 kg. Ideal as a workstation in assembly and...

Sizes	2400x750mm
approx. weight	80kg
Maximum Load	400kg
Actuator	2pcs LA 31 - 450 slg.
Prepared for	Sheet metal assembly
Wheels	Ø100

[Læs bløf](#)

SKU: N/A

## LIFTING TABLE - 1100X600 MM



Robust lifting table - 1100x600 mm with electric raise/lower function. With a weight of 25 kg and lifting capacity of 50 kg, with Ø75 wheels and 10 mm compact laminate tabletop - ideal for medical and industrial applications.

Sizes	1100x600mm
approx. weight	25kg
Lifting capacity	50kg
Battery pack	with controls
Table top	10mm compact laminate
Wheels	Ø75

[Læs bløf](#)

SKU: N/A



## STAINLESS STEEL HEIGHT ADJUSTABLE TABLE - ERG- O-LET 310 - 1600X700 MM

Sizes	1600x700x720-1170mm
approx. weight	130kg
Table top	16mm PA plate with 3mm stainless steel plate
Shelf plate	16mm PA plate with 3mm stainless steel plate
Lifting columns	2pcs LA31 - 450 slg.
Lifting capacity	400kg
Wheels	4 TENTE 75 swivels 2 with brake, 2 without brake

[Læs bløß](#)

**SKU:** 0102003008

**Price:** from 37.850,00 kr.



## LIFT TABLE WITH TILT - LIFT-O-LET 120 SPECIAL | ERGONOMICS & ADJUSTABLE DESIGN

Lift-O-Let 120 Special with tilt and lift function, 120 kg capacity. Optimize working height and ergonomics. Get a non-binding offer!

Sizes	1200x800mm
approx. weight	40kg
Lifting capacity	120kg
Table top	15 mm birch plywood film/film

[Læs bløß](#)

**SKU:** N/A



## WORKBENCH / QA STATION

Stable workbench for production

Product specifications:

Dimensions: 1600x800x800 mm  
Table top: 24 mm grey laminate top  
Shelf top: 10 mm grey melamine board  
Powder coating: Optional RAL color

Accessories:

Rear column system  
Buffer aria  
Tool board  
Overshelf  
Steel shelf  
...

Sizes	1600x800x800mm
approx. weight	266kg
Maximum Load	400kg
Shelf plate	10mm melamine
Table top	24mm laminate

[Læs bløß](#)

**SKU:** 1200000117



## PACKING TABLE ON WHEELS - FLEXIBLE AND ROBUST WORK TABLE

Flexible packing table on wheels - robust work and assembly table for packing, logistics and production. Available in any RAL color and custom dimensions.

Sizes	2000x750x700mm
approx. weight	55kg
Table top	15 mm birch plywood film/film
Wheels	Ø100

[Læs bløß](#)

**SKU:** S110509




## STAINLESS STEEL HEIGHT ADJUSTABLE TABLE ON CASTORS - 1500X600 MM - ERG-O-LET 312 - IPX6

Sizes	1500x600x700-1000mm
approx. weight	75kg
Lifting capacity	275kg
Wheels	Ø125
Suitable for the food industry	✓

[Læs bløð](#)

**SKU:** 0101312002

**Price:** from 28.950,00 kr.



## PACKING TABLE FRAME - ROBUST AND MOBILE WORKSTATION

Strong packing table frame with castors - ideal as a work and assembly table. Available in any RAL color and custom dimensions.

Sizes	2000x1000x840mm
approx. weight	45kg
Maximum Load	400kg
Prepared for	Sheet metal assembly
Wheels	Ø100

[Læs bløð](#)

**SKU:** N/A



## STAINLESS STEEL LIFTING TABLE - 500X600 MM

Compact lifting table - 500x600 mm with electric height adjustment. Ideal as a work table or "toilet table", with robust construction and precise height adjustment in production and assembly.

Sizes	
approx. weight	42kg
Lifting capacity	200kg
Lifting columns	1 DL2 - 500 pcs.
Wheels	Ø100

[Læs blø](#)

**SKU:** N/A



## LIFTING PLATFORM - LIFT-O-LET 390 | ROBUST & ERGONOMIC

Efficient lifting platform with 200 kg capacity, adjustable height (120-480 mm) and mobile 55 kg construction. Optimizes ergonomics and workflow.

Sizes	1200x800x120-480mm
approx. weight	55kg
Lifting capacity	200kg

[Læs blø](#)

**SKU:** N/A



## WORKSTATIONS



## WORKBENCH / QA STATION

Stable workbench for production

Product specifications:

Dimensions: 1600x800x800 mm  
Table top: 24 mm grey laminate top  
Shelf top: 10 mm grey melamine board  
Powder coating: Optional RAL color

Accessories:

Rear column system  
Buffer aria  
Tool board  
Overshelf  
Steel shelf  
...

Sizes	1600x800x800mm
approx. weight	266kg
Maximum Load	400kg
Shelf plate	10mm melamine
Table top	24mm laminate

[Læs bløf](#)

**SKU:** 1200000117



## HEIGHT ADJUSTABLE TABLES

## HEIGHT ADJUSTABLE TABLE - DUO-LET 3070 - MODEL 1



This height adjustable table (Duo-let 3070 - model 1) is a stable and ergonomic workbench for production, assembly and workshop. Available in 1600×800 mm, 1800×800 mm and 2000×800 mm, the table provides ample workspace for both small and large items. With 200 kg lifting capacity and 2...

Sizes	1600x800mm, 1800x800mm, 2000x800mm
approx. weight	50kg
Lifting capacity	200kg
Table top	Laminate worktop 22mm (ABS Edge)
Lifting columns	2 pcs DL6 – 650 slg.

[Læs bløð](#)

**SKU:** 0101305005



## LOWERING TABLE WITH SUPERSTRUCTURE - DUO- LET 3070 - MODEL 2

This height adjustable table with standard extension (Duo-Let 3070 - Model 2) is a complete workstation for assembly, production and workshop environments where order and tool availability are essential. The table is available in 1600×800 mm, 1800×800 mm and 2000×800 mm and has a powerful...

Sizes	1600x800mm, 1800x800mm, 2000x800mm
approx. weight	70kg
Lifting capacity	400kg
Lifting columns	4 pcs DL6 – 650 slg.
Table top	Laminate worktop 22mm (ABS Edge)

[Læs bløð](#)

**SKU:** 0101305003-2



## LOWERING TABLE WITH SUPERSTRUCTURE - DUO- LET 3070 - MODEL 3

This height adjustable table with extension (Duo-Let 3070 - Model 3) is a complete and professional workstation for assembly and production where organization and efficiency are essential. The table is available in 1600×800 mm, 1800×800 mm and 2000×800 mm and has a lifting capacity of 400 kg...

Sizes	1600x800mm, 1800x800mm, 2000x800mm
approx. weight	75kg
Lifting capacity	400kg
Table top	Laminate worktop 22mm (ABS Edge)
Lifting columns	4 pieces DL6 - 650 slg.

[Læs blot](#)

**SKU:** 0101305003-3



## LOWERING TABLE WITH SUPERSTRUCTURE - DUO- LET 3070 - MODEL 4

This lifting and lowering table with superstructure (Duo-Let 3070 - Model 4) is a fully equipped workstation for assembly and production where ergonomics, structure and high capacity are essential. The table is available in 1600×800 mm, 1800×800 mm and 2000×800 mm and has a 400 kg lifting...

Sizes	1600x800mm, 1800x800mm, 2000x800mm
approx. weight	100kg
Lifting capacity	400kg
Lifting columns	4 pcs DL6 - 650 slg.
Table top	Laminate worktop 22mm (ABS Edge)

[Læs blot](#)

**SKU:** 0101305003-4

## HEIGHT ADJUSTABLE TABLE - ERG-O-LIFT 300 - MODEL 1

Heavy-duty electric workbench with height adjustment, 50 mm filing bench plate. Weight approx. 135 kg and lifting capacity of 400 kg. Perfect as a workstation and ergonomic table for assembly and production.



Sizes	1600x800mm, 1800x800mm, 2000x800mm, 2500x800mm
approx. weight	135kg
Lifting capacity	400kg
Table top	50mm filing bench plate
Lifting columns	2 pcs DL2 - 500 pcs (raise/lower)

[Læs blot](#)

**SKU:** 0101300006

## LOWERING TABLE WITH SUPERSTRUCTURE - ERG-O- LIFT 300 - MODEL 2

Height adjustable table with superstructure - Model 2 Heavy-duty electric workbench with height adjustment, 50 mm filing table top and solid superstructure for mounting lights, shelves, display arms and tool boards. Weight 165 kg and lifting capacity 400 kg. Perfect as a workstation and ergonomic...



Sizes	1600x800mm, 1800x800mm, 2000x800mm, 2500x800mm
approx. weight	165kg
Lifting capacity	400kg
Table top	50mm filing bench plate
Lifting columns	2 pcs DL2 - 500 pcs (raise/lower)

[Læs blot](#)

**SKU:** 0101300003



## HEIGHT ADJUSTABLE TABLE WITH DRAWER - DUO-LET 3070

Sizes	1600x800mm, 1800x800mm, 2000x800mm
approx. weight	80kg
Lifting capacity	400kg
Lifting columns	4 pcs DL6 - 650 slg.
Table top	Laminate worktop 22mm (ABS Edge)
Skuffer	1 drawer on rails
<a href="#">Læs blø</a>	
SKU: N/A	



## HEIGHT ADJUSTABLE TABLE WITH SUPERSTRUCTURE AND DRAWER - DUO-LET 3070

Sizes	1600x800mm, 1800x800mm, 2000x800mm
approx. weight	100kg
Lifting capacity	400kg
Lifting columns	4 pcs DL6 - 650 slg.
Table top	Laminate worktop 22mm (ABS Edge)
Skuffer	1 drawer on rails
<a href="#">Læs blø</a>	
SKU: 0101305002	

## HEIGHT ADJUSTABLE TABLE - 1200X600MM - DUO-LET 3070



Height adjustable table - 1200x600 mm. Compact and ergonomic workbench with electric height adjustment. Solid steel construction with 2 DL6 lifting columns, 200 kg lifting capacity and weight 60 kg. Ideal as a workstation in assembly, workshop and production.

Sizes	1200x600mm
approx. weight	60kg
Lifting capacity	200kg
Lifting columns	2 pcs DL6 – 650 slg.

[Læs bløf](#)

SKU: N/A

## HEIGHT ADJUSTABLE TABLE - DUO-LET 3070



Sizes	1600x800mm, 1800x800mm, 2000x800mm
approx. weight	75kg
Lifting capacity	400kg
Lifting columns	4 pcs DL6 – 650 slg.

[Læs bløf](#)

SKU: N/A

## HEIGHT ADJUSTABLE TABLE - ERG-O-LITE



Sizes	1600x800mm, 1800x800mm, 2000x800mm
approx. weight Table top	46 kg Laminate worktop 22mm (ABS Edge)
Lifting capacity Lifting columns	160 kg 2 pcs DL6 – 650 slg.

[Læs blø](#)

**SKU:** 0202000050-1

## HEIGHT ADJUSTABLE TABLE WITH WHEELS - 2400X750 MM - ERG-O-LET 310



Height adjustable table with wheels - 2400x750 mm. Ergonomic workbench with electric height adjustment, heavy-duty steel construction and Ø100 wheels for flexible mobility. Prepared for sheet metal assembly, lifting capacity 400 kg and weight 80 kg. Ideal as a workstation in assembly and...

Sizes	2400x750mm
approx. weight	80kg
Maximum Load	400kg
Actuator	2pcs LA 31 – 450 slg.
Prepared for	Sheet metal assembly
Wheels	Ø100

[Læs blø](#)

**SKU:** N/A



## STAINLESS STEEL HEIGHT ADJUSTABLE TABLE ON CASTORS - 1500X600 MM - ERG-O-LET 312 - IPX6

Sizes	1500x600x700-1000mm
approx. weight	75kg
Lifting capacity	275kg
Wheels	Ø125
Suitable for the food industry	✓

[Læs blø](#)

**SKU:** 0101312002

**Price:** from 28.950,00 kr.



## STAINLESS STEEL HEIGHT ADJUSTABLE TABLE - ERG- O-LET 310 - 1600X700 MM

Sizes	1600x700x720-1170mm
approx. weight	130kg
Table top	16mm PA plate with 3mm stainless steel plate
Shelf plate	16mm PA plate with 3mm stainless steel plate
Lifting columns	2pcs LA31 - 450 slg.
Lifting capacity	400kg
Wheels	4 TENTE 75 swivels 2 with brake, 2 without brake

[Læs blø](#)

**SKU:** 0102003008

**Price:** from 37.850,00 kr.

# HEIGHT ADJUSTABLE WORKBENCHES

## SIT-TO-STAND TABLE WITH TILT FUNCTION - ERG-O-LET 310 - MODEL 1



This height-adjustable table with tilt function is the first of four models in the series.

The table is equipped with raise, lower and tilt functions.

Sizes	1600x800mm, 1800x800mm, 2000x800mm
approx. weight	105kg
Lifting capacity	400kg
Lifting columns	2 pcs. LA31 – 450 slg. 1 pcs. tilt actuator 400 slg.
Vip function	up to 80°
Front edge	50 mm above frame – Bolted, removable.
Table top	Laminate worktop 22mm (ABS Edge)
Maksimal vippekapacitet	200 kg. per tilt actuator

[Læs bløð](#)

**SKU:** 104310003-1

## SIT-TO-STAND TABLE WITH TILT FUNCTION - ERG-O-LET 310 - MODEL 2



This height-adjustable table with tilt function is the second of four models in the series.

The table is equipped with raise, lower and tilt functions and wheels that are used in the lowest position.

Sizes	1600x800mm, 1800x800mm, 2000x800mm
approx. weight	110kg
Lifting capacity	400kg
Table top	Laminate worktop 22mm (ABS Edge)
Vip function	up to 80°
Lifting columns	2 pcs. LA31 – 450 slg. 1 pcs. tilt actuator 400 slg.
Front edge	50 mm above frame – Bolted, removable.
Wheels	Ø75
Maksimal vippekapacitet	200 kg. per tilt actuator

[Læs bløð](#)

**SKU:** 104310003-2



## SIT-TO-STAND TABLE WITH TILT FUNCTION - ERG-O-LET 310 - MODEL 3

This height adjustable table with tilt function is the third of four models in the series.

The table is equipped with raise, lower and tilt functions, castors that are used in the lowest position and cable outlets for an optimized workflow.

Sizes	1600x800mm, 1800x800mm, 2000x800mm
approx. weight	112kg
Lifting capacity	400kg
Lifting columns	2 pcs. LA31 – 450 slg. 1 pcs. tilt actuator 400 slg.
Wheels	Ø75
Table top	Laminate worktop 22mm (ABS Edge)
Front edge	50 mm above frame – Bolted, removable.
Maksimal vippekapacitet	200 kg. per tilt actuator

[Læs blø](#)

**SKU:** 104310003-3

## SIT-TO-STAND TABLE WITH TILT FUNCTION - ERG-O-LET 310 - MODEL 4



This height-adjustable table with tilt function is the fourth model out of four in the series.

The table is equipped with raising, lowering and tilting functions, castors that are used in the lowest position, cable outlets for an optimized workflow and a mounting frame for superstructure.

Sizes	1600x800mm, 1800x800mm, 2000x800mm
approx. weight	120kg
Lifting capacity	400kg
Lifting columns	2 pcs. LA31 – 450 slg. 1 pcs. tilt actuator 400 slg.
Vip function	up to 80°
Front edge	50 mm above frame – Bolted, removable.
Wheels	Ø75
Table top	Laminate worktop 22mm (ABS Edge)
Cable holder overhang	2x400mm
Surface-mounted frame	for superstructure
Maksimal vippekapacitet	200 kg. per tilt actuator

[Læs blø](#)

SKU: 104310003-4

## SIT-TO-STAND TABLE WITH TILT FUNCTION - ERG-O- LIFT 300 - MODEL 1



Height adjustable table with tilt function. Height 780-1280 mm, tilt up to 80°, lifting capacity 400 kg and weight 125 kg. 15 mm birch plywood (film/film) and Bluetooth operation. Ideal tilting table/assembly table in production.

Sizes	1600x800mm, 1800x800mm, 2000x800mm
approx. weight	125kg
Lifting capacity	400kg
Table top	15 mm birch plywood film/film
Maksimal vippekapacitet	200 kg. per tilt actuator
Vip funktion	up to 80°
Lifting columns	2 DL2 – 500 slg (raise/lower), 2 LA31 – 400 slg.
Front edge	50 mm above frame – bolted
Operation	Phase-mounted and handheld bluetooth operation

[Læs bløf](#)

SKU: 0104300002

## SIT-TO-STAND TABLE WITH TILT FUNCTION - ERG-O- LIFT 300 - MODEL 2



Sizes	1600x800mm, 1800x800mm, 2000x800mm
approx. weight	125kg
Lifting capacity	400kg
Maksimal vippekapacitet	200 kg. per tilt actuator
Vip funktion	up to 80°
Table top	15 mm birch plywood film/film
Lifting columns	2 DL2 – 500 slg (raise/lower), 2 LA31 – 400 slg.
Wheels	4 x Ø100 swivel castors with brakes

[Læs bløf](#)

SKU: 0104300002-2



## HEIGHT ADJUSTABLE TABLE WITH TILT FUNCTION - ERG- O-LIFT 300 - 2100X1560MM

Sizes	2100x1560mm
Lifting capacity	300kg
Table top	15 mm birch plywood film/film
Lifting columns	2 pcs DL2 - 500 slg - 3 pcs LA31 tilt actuator - 400 slg.
Vip function	up to 80°
Wheels	4 x Ø100 swivel castors with brakes
Maksimal vippekapaçitet	300kg

[Læs bløð](#)

**SKU:** S110524

**Price:** from 49.750,00 kr.



## HEIGHT ADJUSTABLE TABLE WITH TILT FUNCTION - ERG- O-LET 312 - 1000X600MM

Sizes	1000x600x935-1385mm
approx. weight	55kg
Lifting capacity	200kg
Table top	15 mm birch plywood film/foil
Vip function	up to 80°
Front edge	150 mm above the worktop
Maksimal vippekapaçitet	200 kg. per tilt actuator

[Læs bløð](#)

**SKU:** 0102312002



## HEIGHT ADJUSTABLE TABLE WITH TILT FUNCTION - 900X600MM - DUO-LET 3070


Height adjustable table with tilt function - 900x600x720-1370 mm. Electric height and tilt-adjustable workbench for assembly and precision work. Robust construction with lifting capacity of 50 kg and weight approx. 40 kg. Ideal as an assembly table, electrical panel table or workstation in...

Sizes	900x600x720-1370mm
approx. weight	40kg
Lifting capacity	50kg
Wheels	Ø100
Vip function	up to 42°
Maksimal vippekapacitet	50 kg

[Læs bløð](#)

SKU: N/A

## HEIGHT ADJUSTABLE TABLE WITH TILT FUNCTION - 4000X750MM - ERG-O-LIFT 300



Height adjustable table with tilt function - 4000x750mm. Heavy-duty tilt table with five height-adjustable roller rails, 400 kg lifting capacity and tilt up to 80°. Weight 350 kg. Ideal as an assembly and production table with electric height adjustment.

Sizes	4000x750x800-1300mm
approx. weight	350kg
Lifting capacity	400kg
Table top	15 mm birch plywood film/film
Front edge	50mm above the worktop
Vip function	up to 80°
Roller rails	5 pieces that can be raised/lowered under the worktop
Gas dampers	2 pcs - 500 pcs.
Lifting columns	2 DL2 - 500 slg (raise/lower), 4 LA31 - 250 slg (tilt), 4 Baselift - 100 slg (roller tracks)
Maksimal vippekapacitet	400 kg

[Læs bløð](#)

SKU: S110423



## HEIGHT ADJUSTABLE TABLE WITH TILT FUNCTION - 2100X1000 MM - ERG-O- LIFT 300

This height adjustable table with tilt function in size 2100x1000 mm is a powerful, ergonomic workstation designed for heavy industrial processes, assembly, production and workshop tasks. The table is built to optimize the working environment and reduce physical strain - even when handling heavy...

Sizes	2100x1000x700-1000mm
approx. weight	150kg
Lifting capacity	400kg
Table top	15 mm birch plywood film/film
Vip function	2 separate tilt functions
Maksimal vippekapacitet	200 kg. per tilt actuator

[Læs blot](#)

**SKU:** N/A



## ERG-O-LIFT 300 - DUAL VIP

- Size: 2500x1000 mm
- Table top: 15 mm two-piece carriage base plate
- Lifter columns: 2 pcs DL2 - 500 slg.
- Tilt actuators: 4 pcs. LA31 - 400 slg.
- Lift capacity: 400 kg.
- Possibility to tilt both sides of the table parrally or separately
- Extension frame with rear column system -
- 3 rear...

Sizes	2500x1000mm
approx. weight	180kg
Lifting capacity	400kg
Table top	15 mm birch plywood film/film
Lifting columns	2 pcs DL2 - 500 slg. 4 pcs LA31 - 400 slg.
Maksimal vippekapacitet	400 kg

[Læs blot](#)

**SKU:** EOL300-DV



## ERG-O-LIFT 300 - FLEX

- Size: 1180-1880x770 mm
- Table top: 15 mm birch plywood film/film
- Front edge: 30 mm above table top (for 15 mm table top)
- Length adjustable using lockable positioning bolts
- Intervals of 50 mm
- Start height: 850 mm
- Max height: 1350 mm
- Lift capacity: 200 kg.
- Lift columns: 2 pcs DL 2 - 500...

Sizes	1180x1880x760mm
approx. weight	50kg
Maximum Load	200kg
Table top	15 mm birch plywood film/film
Wheels	Ø100
Maksimal vippekapacitet	200 kg
Vip funktion	up to 80°

[Læs blot](#)

**SKU:** EOL300-FLEX



## RAISE-LOWER TABLE WITH TILT FUNCTION - ERG-O-LIFT 300 - 2130X1560MM

Sizes	2130x1560mm
Lifting capacity	300kg
Lifting columns	2 pcs DL2 - 500 slg - 3 pcs LA31 tilt actuator - 400 slg.
Vip funktion	up to 80°
Maksimal vippekapacitet	300kg
Wheels	4 x Ø100 swivel castors with brakes

[Læs blot](#)

**SKU:** S110524-A



## HEIGHT ADJUSTABLE TABLE WITH TILT FUNCTION - 1800X1000 MM - ERG-O-LET 312

Height adjustable table with tilt function - 1800x800 mm. Solid workbench prepared for sheet metal assembly. Electric raise/lower and tilt function, lifting capacity 400 kg and robust steel construction. Ideal as a tilting table, assembly table and workstation in industrial production.

Sizes	1800x1000mm
approx. weight	105kg
Lifting capacity	400kg
Vip function	up to 80°
Lifting columns	2 pcs. LA 31 – 450 slg.
Prepared for	Sheet metal assembly
Maksimal vippekapacitet	200 kg. per tilt actuator

[Læs bløf](#)

**SKU:** N/A



## LIFTING TABLES



## ERGONOMIC LIFT TABLE ERG-O-LIFT 300 SINGLE | ELECTRIC ASSEMBLY TABLE

Ergonomic lifting table with 300 kg capacity and electric height adjustment. Ideal for assembly and production. Get a quote for ERGO-Lift 300 Single!

Sizes	600/1200x600x800 mm
approx. weight	70kg
Lifting capacity	200kg
Table top	16 mm MDF with grooved rubber mat glued on - 1 piece 600x600 mm, 2 pieces 600x300 mm
Foldable	pages
Battery pack	Included
Lifting columns	1 DL2 - 500 pcs.
Wheels	Ø100

[Læs bløf](#)

**SKU:** 102300002



## LIFTING TABLE - 1100X600 MM

Robust lifting table - 1100x600 mm with electric raise/lower function. With a weight of 25 kg and lifting capacity of 50 kg, with Ø75 wheels and 10 mm compact laminate tabletop - ideal for medical and industrial applications.

Sizes	1100x600mm
approx. weight	25kg
Lifting capacity	50kg
Battery pack	with controls
Table top	10mm compact laminate
Wheels	Ø75

[Læs bløf](#)

**SKU:** N/A



## LIFT TABLE WITH TILT - LIFT-O-LET 120 SPECIAL | ERGONOMICS & ADJUSTABLE DESIGN

Lift-O-Let 120 Special with tilt and lift function, 120 kg capacity. Optimize working height and ergonomics. Get a non-binding offer!

Sizes	1200x800mm
approx. weight	40kg
Lifting capacity	120kg
Table top	15 mm birch plywood film/film

[Læs blø](#)

**SKU:** N/A



## STAINLESS STEEL LIFTING TABLE - 500X600 MM

Compact lifting table - 500x600 mm with electric height adjustment. Ideal as a work table or "toilet table", with robust construction and precise height adjustment in production and assembly.

Sizes	
approx. weight	42kg
Lifting capacity	200kg
Lifting columns	1 DL2 - 500 pcs.
Wheels	Ø100

[Læs blø](#)

**SKU:** N/A

## LIFTING PLATFORM - LIFT-O-LET 390 | ROBUST & ERGONOMIC



Efficient lifting platform with 200 kg capacity, adjustable height (120-480 mm) and mobile 55 kg construction. Optimizes ergonomics and workflow.

Sizes	1200x800x120-480mm
approx. weight	55kg
Lifting capacity	200kg

[Læs blot](#)

**SKU:** N/A



## PACKING TABLES



## PACKING TABLE ON WHEELS - FLEXIBLE AND ROBUST WORK TABLE

Flexible packing table on wheels - robust work and assembly table for packing, logistics and production. Available in any RAL color and custom dimensions.

Sizes	2000x750x700mm
approx. weight	55kg
Table top	15 mm birch plywood film/film
Wheels	Ø100

[Læs blot](#)

**SKU:** S110509



## PACKING TABLE FRAME - ROBUST AND MOBILE WORKSTATION

Strong packing table frame with castors - ideal as a work and assembly table. Available in any RAL color and custom dimensions.

Sizes	2000x1000x840mm
approx. weight	45kg
Maximum Load	400kg
Prepared for	Sheet metal assembly
Wheels	Ø100

[Læs blot](#)

**SKU:** N/A



## EXTRACTION TABLES

## EXTRACTION TABLE WITH HEIGHT ADJUSTMENT - ERGO-LIFT 300



Ergonomic extraction table with height adjustment - 2500x800 mm, with electric height adjustment and 400 kg capacity. Weight 135 kg, double lifting column construction DL2-500 - ideal for production and assembly with clean air and ergonomic requirements.

Sizes	2500x800mm
approx. weight	135kg
Lifting capacity	400kg
Lifting columns	2 pcs DL2 - 500 pcs (raise/lower)
Table top	20x30 birch slats

[Læs bløf](#)

**SKU:** 1003000037

**Price:** from 26.750,00 kr.

## EXTRACTION TABLE ON WHEELS - 2500X800X900 MM



Flexible extraction table on wheels - 2500x800x900mm, ideal for production and workshops. With a weight of 100 kg, wheels Ø160 and heavy-duty steel construction, the table functions as an extraction workbench that effectively removes dust and particles directly at source. A mobile extraction...

Sizes	2500x800x900mm
approx. weight	100kg
Table top	20x30 birch slats
Wheels	Ø160

[Læs bløf](#)

**SKU:** 0106003001

**Price:** from 19.350,00 kr.



## SMALL EXTRACTION TABLE - 650X450X900 MM

Compact small extraction table - 650x450x900mm with strong steel construction and efficient extraction. Suitable for precision work and small assembly tasks where clean air and ergonomics are in focus. With a working height of 900 mm and a weight of 24 kg, the table provides stability and...

Sizes	650x450x900mm
approx. weight	24kg
Maximum Load	100kg
Table top	20x30 birch slats
Wheels	Ø75

[Læs mere](#)

**SKU:** 403003001

**Price:** from 11.850,00 kr.



## TROLLEYS



## BATTERY PICKING CART - 1220X600X1050 MM

Efficient battery-powered picking cart - 1220x600x1050 mm, designed as a mobile workstation for warehouse and production. With a built-in battery, you can power your computer, scanner and other equipment directly from the cart - ideal for flexible and digital picking work.

Sizes	1220x600x1050mm
approx. weight	100kg
Maximum Load	400kg
Battery pack	100 Ah Lead/Gel battery, 1000-Watt UPS Inverter
Connectivity options	Schuko socket outlet with 6 outlets
Shelf plate	16mm melamine
Wheels	Ø125

[Læs bløß](#)

**SKU:** 0309003002



## ORDER PICKING TROLLEY WITH BATTERY AND LIFTING/LOWERING FUNCTION - 960X650 MM

Ergonomic picking trolley with battery - 960x650 mm, designed as a mobile workstation with power for computer, monitor, scanner etc. Robust construction with electric lift/lower function and built-in battery for efficient, flexible picking and assembly work.

Sizes	960x650x740-1400mm
approx. weight	100kg
Lifting capacity	200kg
Battery pack	100 Ah Lead-Gel Battery, 1000-Watt UPS Inverter
Shelf plate	18mm Birkenpersperrholz Film/Foil
Wheels	Ø125

[Læs bløß](#)

**SKU:** 0309003001

**Price:** from 25.385,00 kr.



## PICKING TROLLEY WITH HEIGHT ADJUSTMENT - 950X500X1300 MM

Ergonomic picking trolley with height adjustment - 950x500x1300 mm, suitable for efficient picking and logistics work. The trolley weighs 26 kg, has a maximum load of 75 kg and is equipped with TENTE wheels Ø100 for a stable and smooth ride.

Sizes	950x500x1300mm
approx. weight	26kg
Maximum Load	75kg
Tray	300x400x200mm
Wheels	Ø100

[Læs bløf](#)

**SKU:** 0309003003

**Price:** from 11.445,00 kr.



## SMALL PICKING CART - 650X500X960 MM

Compact small picking cart - 650x500x960 mm with integrated tablet holder (350x250 mm), top shelf (490x350 mm) and robust Ø100 wheels. The trolley weighs approximately 20 kg and has a maximum load of 50 kg - ideal for efficient picking and logistics in confined spaces.

Sizes	650x500x960mm
approx. weight	20kg
Maximum Load	50kg
Tablet holder	350x250mm
Top shelf	Inner dimensions: 490x350mm
Wheels	Ø100

[Læs bløf](#)

**SKU:** 0306003002

**Price:** from 4.675,00 kr.



## ERGONOMIC TEXTILE CART - 600X390X770-1070MM

Ergonomic textile trolley in solid steel construction with grid design and open sides. The trolley has smooth-running Tente wheels Ø125, providing high stability and easy maneuverability in packaging, textile and production environments.

Sizes	600x390x770-1070mm
approx. weight	10kg
Maximum Load	75kg
Bottom shelf	150mm from floor
Top shelf	470mm from floor
Wheels	Ø75

[Læs bløß](#)

**SKU:** N/A



## TEXTILE TROLLEY SMALL

Product description:

Introducing our efficient Small Textile Cart with Countertop, a practical and stylish solution for sorting clothes in a wide range of environments. With a focus on functionality and durability, this trolley is designed to optimize the laundry sorting process and bring order...

Sizes	470x390x900mm
approx. weight	20kg
Maximum Load	100kg
Shelf plate	18mm laminate board
Wheels	Ø75

[Læs bløß](#)

**SKU:** N/A



## PUSH TROLLEY WITH PUSH BAR - ROBUST AND MOBILE TRANSPORTATION

Bucket trolley with push handle - ergonomic and easy-to-maneuver 1-bucket solution, perfect for efficient transportation in institutions and laundries.

Sizes	850x470x800mm
approx. weight	15kg
Maximum Load	100kg
Ball	800x530x300mm
Wheels	Ø100

[Læs blot](#)

**SKU:** 0902003003

**Price:** from 2.365,00 kr.



## DOUBLE-SIDED SHEET METAL TROLLEY - 1270X800X1200MM

Robust double-sided sheet metal trolley - designed for safe transportation of sheets with access from both sides, ideal for space-saving work and flexible handling.

Sizes	1270x800x1200mm
approx. weight	90kg
Maximum Load	500kg
Wheels	Ø160

[Læs blot](#)

**SKU:** 2041020003

**Price:** from 9.745,00 kr.



## 85 LITER TUB CART - ROBUST & MOBILE TRANSPORT SOLUTION

Efficient 85 liter trolley with robust plastic tub and mobile construction - perfect for hygienic handling in laundries, healthcare and institutions.

Sizes	650x500x960mm
approx. weight	14kg
Maximum Load	100kg
Wheels	Ø75

[Læs bløð](#)

**SKU:** 090200300



## LARGE SHEET METAL TROLLEY - 2000X800X1200 MM

Robust large sheet metal trolley - 2000x800x1200 mm in heavy-duty steel for safe transportation of large sheets and items. The trolley has Ø160 wheels, a weight of approx. 180 kg and a maximum load of 400 kg, providing stable and efficient material handling in both production and storage.

Sizes	2000x800x1200mm
approx. weight	180kg
Maximum Load	400kg
Wheels	Ø160

[Læs bløð](#)

**SKU:** N/A



## FURNITURE TROLLEY WITH BUCKLES - SAFE AND ROBUST TRANSPORTATION

Solid furniture trolley with buckles - safe and robust solution for transporting furniture and larger items.

Base plate	800x520mm
Back piece	900x360mm
approx. weight	15kg
Maximum Load	100kg
Wheels	Ø100

[Læs blot](#)

**SKU:** S110024

**Price:** from 5.985,00 kr.



## CART FOR CARDBOARD - 600X400X940MM

Functional cardboard cart - ideal for internal transportation and handling of cardboard packaging in production and warehouses. Robust steel construction with Ø125 wheels ensures easy maneuverability and high stability, even with heavy loads.

Sizes	600x400x940mm
approx. weight	20kg
Maximum Load	200kg
Wheels	Ø100

[Læs blot](#)

**SKU:** N/A



## PARCEL TROLLEY WITH GRID - ROBUST AND SAFE TRANSPORTATION

Solid parcel trolley with grid - robust and mobile solution for safe transportation of parcels and goods in warehouse and logistics environments.

Sizes	1055x600x540mm
approx. weight	50kg
Maximum Load	300kg
Base plate	15 mm birch plywood film/film
Wheels	Ø200

[Læs blø](#)

**SKU:** 0306003001

**Price:** from 5.785,00 kr.



## STORAGE TROLLEY WITH ADJUSTABLE SHELF - ROBUST AND FLEXIBLE SOLUTION

Robust storage trolley with adjustable shelf - flexible solution that can also function as a universal trolley, parcel trolley or roller trolley in warehouse and production.

Sizes	1270x660mm
approx. weight	40kg
Maximum Load	300kg
Height to 1st shelf	250mm
Height to 2nd shelf	750-900mm
Shelf plate	16mm melamine
Wheels	Ø160

[Læs blø](#)

**SKU:** 0301003007

**Price:** from 5.275,00 kr.



## PICKING CART WITH 9 COMPARTMENTS - 1080X450X1400 MM

Robust picking cart with 9 compartments - 1080x450x1400 mm, designed for efficient and structured picking and transportation tasks. The weight is 50 kg, max load 150 kg and it has Ø100 wheels for easy maneuvering.

Sizes	1080x450x1400mm
approx. weight	50kg
Maximum Load	150kg
Base plate	15 mm birch plywood film/film
Wheels	Ø100

[Læs bløß](#)

SKU: N/A



## PICKING CART WITH 6 COMPARTMENTS - 760X450X1400 MM

Efficient 6-compartment picking trolley - 760x450x1400 mm, with push bars, side grids and large TENTE wheels Ø125 for stability and mobility in warehouse and logistics environments.

Sizes	1080x450x1400mm
approx. weight	55kg
Maximum Load	300kg
Shelf plate	15 mm birch plywood film/film
Wheels	Ø125

[Læs bløß](#)

SKU: N/A



## PLATE TROLLEY WITH ROLLERS - 1200X800X442MM

Efficient sheet metal trolley with rollers - 1200x800x442 mm, weight approx. 70 kg, with front-mounted roller rail and ball rollers. Maximum load 400 kg evenly distributed. Ideal for internal transportation and assembly in production and warehouses.

Sizes	1200x800x442mm
approx. weight	approx. 70kg
Maximum Load	400kg
Wheels	Ø100
Kugle ruller	
Roller rails	

[Læs bløf](#)

**SKU:** S110438



## LOADER WAGON - 1200X600X400MM

Heavy-duty trolley - 1200x600x400mm with 15 mm birch plywood platform and comfortable Ø260 pneumatic wheels. The trolley weighs approx. 40 kg and can handle a load of up to 500 kg - ideal for internal transportation of heavy items.

Sizes	1200x600x400mm
approx. weight	40kg
Maximum Load	500kg
Base plate	15 mm birch plywood film/film
Wheels	Ø260

[Læs bløf](#)

**SKU:** N/A



## PICKING TROLLEY WITH 4 SHELVES - 1270X660X1700 MM

Robust picking trolley with 4 shelves - 1270x660x1700 mm, ideal for efficient handling and internal transportation in warehouses and production. Smooth-running Tente wheels Ø160 ensure easy maneuverability and stable operation - even with heavy loads.

Sizes	1270x660x1700mm
approx. weight	65kg
Maximum Load	250kg
Height to 1st shelf	250mm
Height to 2nd shelf	620mm
Height to 3rd shelf	990mm
Height to 4th shelf	1360mm
Shelf plate	4pcs. 16mm melamine
Wheels	Swivel Tente Wheels Ø160

[Læs blot](#)

**SKU:** 0301003005



## SHELVING TROLLEY WITH 3 SHELVES - 1200X600X1450MM

Sizes	1200x600x1450mm
approx. weight	65kg
Maximum Load	250kg
Wheels	Ø160

[Læs blot](#)

**SKU:** 1702003004



## BASKET TROLLEY WITH 15 BASKETS - 1440X600X1750MM

Slim basket trolley for sorting clothes with spacious baskets and mobile construction. The trolley's steel frame and Ø75 wheels ensure easy movement and convenient sorting in production and laundry.

Sizes	1440x600x1750mm
approx. weight	75kg
Maximum Load	200kg
Curves	15pcs.
Wheels	Ø100

[Læs blot](#)

**SKU:** S110200



## PICKING TROLLEY WITH SPRINGS - 850X450X800 MM

Ergonomic picking trolley with springs - 850x450x800 mm, where the table top automatically adjusts to the weight. At 30 kg, the table bottoms out and can carry up to 100 kg. Equipped with Ø75 wheels for stable and easy maneuvering in warehouse and production.

Sizes	850x450x800mm
approx. weight	30kg
Maximum Load	100kg
Shelf plate	Painted steel plate
Stroke length on shelf	350mm
Wheels	Ø75

[Læs blot](#)

**SKU:** N/A



## CABLE TROLLEY WITH BASE PLATE

Size: 800x800x1400 mm  
Base plate: birch plywood film/film  
4 removable suspension rods Ø25x1,5  
c/c distance between suspension rods - 300 mm  
Castors: Ø100 swivel w/brakes

Sizes	1600x900x1800mm
approx. weight	32kg
Maximum Load	200kg
Base plate	16mm melamine
Wheels	Ø100

[Læs blot](#)

**SKU:** S110242



## STORAGE RACK WITH 4 SHELVES - 900X555X1500MM

Mobile storage rack on wheels - 900x555x1500 mm with 4 shelves, weight approx. 30 kg and maximum load 200 kg. Equipped with sturdy TENTE wheels for easy maneuverability and flexible internal storage.

Sizes	900x555x1500mm
approx. weight	30kg
Maximum Load	200kg
Wheels	Ø100

[Læs blot](#)

**SKU:** N/A



## CATAFALQUE 2080X700X500-900MM

A JAS catafalque is designed for dignified, safe and stable coffin handling. The 2080x700x500-900mm model combines functional design, high quality and adjustable working height - ideal as both a coffin trolley and a catafalque trolley in professional settings.

Sizes	2080x700x500-900mm
approx. weight	150kg
Lifting capacity	275kg
Roller rails	5x Ø60 roller rails
Wheels	Ø125

[Læs blot](#)

**SKU:** 1009000002



## STORAGE TROLLEY - 1015X660X1700MM - U100

Sizes	1015x660x1700mm
approx. weight	45kg
Maximum Load	150kg
Wheels	4 pcs. Ø150 - Swivel PNP (Soft wheels) 2. w/brake 2. w/o brake

[Læs blot](#)

**SKU:** 0301003008

**Price:** from 7.995,00 kr.



## CART FOR CARDBOARD WITH 5 HANGERS - 600X550X940 MM

Sizes	600x550x940mm
approx. weight	30kg
Maximum Load	200kg
Hanger bar	1 push bar, 4 removable hangers

[Læs blø](#)

**SKU:** 0308000007



## KEG CART

Practical and compact keg cart designed for safe and easy handling of beer kegs and other heavy containers. The trolley provides an ergonomic solution that protects the back and shoulders during transportation and lifting.

Ergonomic handle and lifting mechanism  
Suitable for transporting...

[Læs blø](#)

**SKU:** N/A



## TOOL TROLLEY WITH LIFTING BENCH - 1000X750X975-1675MM

Raised tool trolley made of stainless steel with roller rails and plastic table top. Designed for demanding and hygiene-sensitive environments where precision, cleanability and flexibility are essential.

Sizes	1000x750x975-1675mm
approx. weight	225kg
Lifting capacity	1000kg
Wheels	Extra strong
Battery pack	with controls
Table top	50 mm PE-HD sheet, with tool slots.

Roller rails	
Electric propulsion	X

[Læs bloß](#)

**SKU:** S110200-1-1



## STAINLESS EAR TAG TROLLEY - 1050X600X900MM

Compact and functional stainless steel ear tag cart - designed for sorting, ear tagging, transportation of components. The robust, hygienic construction ensures long life and easy cleaning in demanding environments.

Sizes	1050x600x900mm
approx. weight	55kg
Maximum Load	300kg
Wheels	Ø160
Suitable for the food industry	✓

[Læs bloß](#)

**SKU:** 086R13-A

**Price:** from 16.950,00 kr.

# OTHER TROLLEYS



## FURNITURE TROLLEY WITH BUCKLES - SAFE AND ROBUST TRANSPORTATION

Solid furniture trolley with buckles - safe and robust solution for transporting furniture and larger items.

Base plate	800x520mm
Back piece	900x360mm
approx. weight	15kg
Maximum Load	100kg
Wheels	Ø100

[Læs blot](#)

**SKU:** S110024

**Price:** from 5.985,00 kr.



## KEG CART

Practical and compact keg cart designed for safe and easy handling of beer kegs and other heavy containers. The trolley provides an ergonomic solution that protects the back and shoulders during transportation and lifting.

Ergonomic handle and lifting mechanism  
Suitable for transporting...

[Læs blot](#)

**SKU:** N/A



## CATAFALQUE 2080X700X500-900MM

A JAS catafalque is designed for dignified, safe and stable coffin handling. The 2080x700x500-900mm model combines functional design, high quality and adjustable working height - ideal as both a coffin trolley and a catafalque trolley in professional settings.

Sizes	2080x700x500-900mm
approx. weight	150kg
Lifting capacity	275kg
Roller rails	5x Ø60 roller rails
Wheels	Ø125

[Læs blø](#)

**SKU:** 1009000002



## TOOL TROLLEY WITH LIFTING BENCH - 1000X750X975-1675MM

Raised tool trolley made of stainless steel with roller rails and plastic table top. Designed for demanding and hygiene-sensitive environments where precision, cleanability and flexibility are essential.

Sizes	1000x750x975-1675mm
approx. weight	225kg
Lifting capacity	1000kg
Wheels	Extra strong
Battery pack	with controls
Table top	50 mm PE-HD sheet, with tool slots.

Roller rails	
Electric propulsion	X

[Læs blø](#)

**SKU:** S110200-1-1



## STAINLESS EAR TAG TROLLEY - 1050X600X900MM

Compact and functional stainless steel ear tag cart - designed for sorting, ear tagging, transportation of components. The robust, hygienic construction ensures long life and easy cleaning in demanding environments.

Sizes	1050x600x900mm
approx. weight	55kg
Maximum Load	300kg
Wheels	Ø160
Suitable for the food industry	✓

[Læs blot](#)

**SKU:** 086R13-A

**Price:** from 16.950,00 kr.

# BELLOWS TROLLEYS



## PUSH TROLLEY WITH PUSH BAR - ROBUST AND MOBILE TRANSPORTATION

Bucket trolley with push handle - ergonomic and easy-to-maneuver 1-bucket solution, perfect for efficient transportation in institutions and laundries.

Sizes	850x470x800mm
approx. weight	15kg
Maximum Load	100kg
Ball	800x530x300mm
Wheels	Ø100

[Læs blot](#)

**SKU:** 0902003003

**Price:** from 2.365,00 kr.



## 85 LITER TUB CART - ROBUST & MOBILE TRANSPORT SOLUTION

Efficient 85 liter trolley with robust plastic tub and mobile construction - perfect for hygienic handling in laundries, healthcare and institutions.

Sizes	650x500x960mm
approx. weight	14kg
Maximum Load	100kg
Wheels	Ø75

[Læs blot](#)

**SKU:** 090200300

# CABLE TROLLEYS



## CABLE TROLLEY WITH BASE PLATE

Size: 800x800x1400 mm

Base plate: birch plywood film/film

4 removable suspension rods Ø25x1,5

c/c distance between suspension rods - 300 mm

Castors: Ø100 swivel w/brakes

Sizes

1600x900x1800mm

approx. weight

32kg

Maximum Load

200kg

Base plate

16mm melamine

Wheels

Ø100

[Læs blot](#)

**SKU:** S110242

# LOADER WAGONS



## LOADER WAGON - 1200X600X400MM

Heavy-duty trolley - 1200x600x400mm with 15 mm birch plywood platform and comfortable Ø260 pneumatic wheels. The trolley weighs approx. 40 kg and can handle a load of up to 500 kg - ideal for internal transportation of heavy items.

Sizes	1200x600x400mm
approx. weight	40kg
Maximum Load	500kg
Base plate	15 mm birch plywood film/film
Wheels	Ø260

[Læs blot](#)

**SKU:** N/A



## STORAGE TROLLEYS



## CART FOR CARDBOARD - 600X400X940MM

Functional cardboard cart - ideal for internal transportation and handling of cardboard packaging in production and warehouses. Robust steel construction with Ø125 wheels ensures easy maneuverability and high stability, even with heavy loads.

Sizes	600x400x940mm
approx. weight	20kg
Maximum Load	200kg
Wheels	Ø100

[Læs blø](#)

**SKU:** N/A



## PARCEL TROLLEY WITH GRID - ROBUST AND SAFE TRANSPORTATION

Solid parcel trolley with grid - robust and mobile solution for safe transportation of parcels and goods in warehouse and logistics environments.

Sizes	1055x600x540mm
approx. weight	50kg
Maximum Load	300kg
Base plate	15 mm birch plywood film/film
Wheels	Ø200

[Læs blø](#)

**SKU:** 0306003001

**Price:** from 5.785,00 kr.



## STORAGE TROLLEY WITH ADJUSTABLE SHELF - ROBUST AND FLEXIBLE SOLUTION

Robust storage trolley with adjustable shelf - flexible solution that can also function as a universal trolley, parcel trolley or roller trolley in warehouse and production.

Sizes	1270x660mm
approx. weight	40kg
Maximum Load	300kg
Height to 1st shelf	250mm
Height to 2nd shelf	750-900mm
Shelf plate	16mm melamine
Wheels	Ø160

[Læs blø](#)

**SKU:** 0301003007

**Price:** from 5.275,00 kr.



## SHELVING TROLLEY WITH 3 SHELVES - 1200X600X1450MM

Sizes	1200x600x1450mm
approx. weight	65kg
Maximum Load	250kg
Wheels	Ø160

[Læs blø](#)

**SKU:** 1702003004



## STORAGE RACK WITH 4 SHELVES - 900X555X1500MM

Mobile storage rack on wheels - 900x555x1500 mm with 4 shelves, weight approx. 30 kg and maximum load 200 kg. Equipped with sturdy TENTE wheels for easy maneuverability and flexible internal storage.

Sizes	900x555x1500mm
approx. weight	30kg
Maximum Load	200kg
Wheels	Ø100

[Læs blø](#)

**SKU:** N/A



## STORAGE TROLLEY - 1015X660X1700MM - U100

Sizes	1015x660x1700mm
approx. weight	45kg
Maximum Load	150kg
Wheels	4 pcs. Ø150 - Swivel PNP (Soft wheels) 2. w/brake 2. w/o brake

[Læs blø](#)

**SKU:** 0301003008

**Price:** from 7.995,00 kr.



## CART FOR CARDBOARD WITH 5 HANGERS - 600X550X940 MM

Sizes	600x550x940mm
approx. weight	30kg
Maximum Load	200kg
Hanger bar	1 push bar, 4 removable hangers

[Læs blot](#)

**SKU:** 0308000007



## PLATE TROLLEYS



## DOUBLE-SIDED SHEET METAL TROLLEY - 1270X800X1200MM

Robust double-sided sheet metal trolley - designed for safe transportation of sheets with access from both sides, ideal for space-saving work and flexible handling.

Sizes	1270x800x1200mm
approx. weight	90kg
Maximum Load	500kg
Wheels	Ø160

[Læs mere](#)

**SKU:** 2041020003

**Price:** from 9.745,00 kr.



## LARGE SHEET METAL TROLLEY - 2000X800X1200 MM

Robust large sheet metal trolley - 2000x800x1200 mm in heavy-duty steel for safe transportation of large sheets and items. The trolley has Ø160 wheels, a weight of approx. 180 kg and a maximum load of 400 kg, providing stable and efficient material handling in both production and storage.

Sizes	2000x800x1200mm
approx. weight	180kg
Maximum Load	400kg
Wheels	Ø160

[Læs mere](#)

**SKU:** N/A



## PLATE TROLLEY WITH ROLLERS - 1200X800X442MM

Efficient sheet metal trolley with rollers - 1200x800x442 mm, weight approx. 70 kg, with front-mounted roller rail and ball rollers. Maximum load 400 kg evenly distributed. Ideal for internal transportation and assembly in production and warehouses.

Sizes  
approx. weight  
Maximum Load  
Wheels  
Kugle ruller  
Roller rails

1200x800x442mm  
approx. 70kg  
400kg  
Ø100

[Læs bløf](#)

**SKU:** S110438

# PICKING TROLLEYS



## BATTERY PICKING CART - 1220X600X1050 MM

Efficient battery-powered picking cart - 1220x600x1050 mm, designed as a mobile workstation for warehouse and production. With a built-in battery, you can power your computer, scanner and other equipment directly from the cart - ideal for flexible and digital picking work.

Sizes	1220x600x1050mm
approx. weight	100kg
Maximum Load	400kg
Battery pack	100 Ah Lead/Gel battery, 1000-Watt UPS Inverter
Connectivity options	Schuko socket outlet with 6 outlets
Shelf plate	16mm melamine
Wheels	Ø125

[Læs bløß](#)

**SKU:** 0309003002



## ORDER PICKING TROLLEY WITH BATTERY AND LIFTING/LOWERING FUNCTION - 960X650 MM

Ergonomic picking trolley with battery - 960x650 mm, designed as a mobile workstation with power for computer, monitor, scanner etc. Robust construction with electric lift/lower function and built-in battery for efficient, flexible picking and assembly work.

Sizes	960x650x740-1400mm
approx. weight	100kg
Lifting capacity	200kg
Battery pack	100 Ah Lead-Gel Battery, 1000-Watt UPS Inverter
Shelf plate	18mm Birkenpersperrholz Film/Foil
Wheels	Ø125

[Læs bløß](#)

**SKU:** 0309003001

**Price:** from 25.385,00 kr.



## PICKING TROLLEY WITH HEIGHT ADJUSTMENT - 950X500X1300 MM

Ergonomic picking trolley with height adjustment - 950x500x1300 mm, suitable for efficient picking and logistics work. The trolley weighs 26 kg, has a maximum load of 75 kg and is equipped with TENTE wheels Ø100 for a stable and smooth ride.

Sizes	950x500x1300mm
approx. weight	26kg
Maximum Load	75kg
Tray	300x400x200mm
Wheels	Ø100

[Læs bløf](#)

**SKU:** 0309003003

**Price:** from 11.445,00 kr.



## SMALL PICKING CART - 650X500X960 MM

Compact small picking cart - 650x500x960 mm with integrated tablet holder (350x250 mm), top shelf (490x350 mm) and robust Ø100 wheels. The trolley weighs approximately 20 kg and has a maximum load of 50 kg - ideal for efficient picking and logistics in confined spaces.

Sizes	650x500x960mm
approx. weight	20kg
Maximum Load	50kg
Tablet holder	350x250mm
Top shelf	Inner dimensions: 490x350mm
Wheels	Ø100

[Læs bløf](#)

**SKU:** 0306003002

**Price:** from 4.675,00 kr.



## PICKING CART WITH 9 COMPARTMENTS - 1080X450X1400 MM

Robust picking cart with 9 compartments - 1080x450x1400 mm, designed for efficient and structured picking and transportation tasks. The weight is 50 kg, max load 150 kg and it has Ø100 wheels for easy maneuvering.

Sizes	1080x450x1400mm
approx. weight	50kg
Maximum Load	150kg
Base plate	15 mm birch plywood film/film
Wheels	Ø100

[Læs bløß](#)

SKU: N/A



## PICKING CART WITH 6 COMPARTMENTS - 760X450X1400 MM

Efficient 6-compartment picking trolley - 760x450x1400 mm, with push bars, side grids and large TENTE wheels Ø125 for stability and mobility in warehouse and logistics environments.

Sizes	1080x450x1400mm
approx. weight	55kg
Maximum Load	300kg
Shelf plate	15 mm birch plywood film/film
Wheels	Ø125

[Læs bløß](#)

SKU: N/A



## PICKING TROLLEY WITH 4 SHELVES - 1270X660X1700 MM

Robust picking trolley with 4 shelves - 1270x660x1700 mm, ideal for efficient handling and internal transportation in warehouses and production. Smooth-running Tente wheels Ø160 ensure easy maneuverability and stable operation - even with heavy loads.

Sizes	1270x660x1700mm
approx. weight	65kg
Maximum Load	250kg
Height to 1st shelf	250mm
Height to 2nd shelf	620mm
Height to 3rd shelf	990mm
Height to 4th shelf	1360mm
Shelf plate	4pcs. 16mm melamine
Wheels	Swivel Tente Wheels Ø160

[Læs blø](#)

**SKU:** 0301003005



## PICKING TROLLEY WITH SPRINGS - 850X450X800 MM

Ergonomic picking trolley with springs - 850x450x800 mm, where the table top automatically adjusts to the weight. At 30 kg, the table bottoms out and can carry up to 100 kg. Equipped with Ø75 wheels for stable and easy maneuvering in warehouse and production.

Sizes	850x450x800mm
approx. weight	30kg
Maximum Load	100kg
Shelf plate	Painted steel plate
Stroke length on shelf	350mm
Wheels	Ø75

[Læs blø](#)

**SKU:** N/A



## TEXTILE TROLLEYS



## ERGONOMIC TEXTILE CART - 600X390X770-1070MM

Ergonomic textile trolley in solid steel construction with grid design and open sides. The trolley has smooth-running Tente wheels Ø125, providing high stability and easy maneuverability in packaging, textile and production environments.

Sizes	600x390x770-1070mm
approx. weight	10kg
Maximum Load	75kg
Bottom shelf	150mm from floor
Top shelf	470mm from floor
Wheels	Ø75

[Læs blø](#)

**SKU:** N/A



## TEXTILE TROLLEY SMALL

Product description:

Introducing our efficient Small Textile Cart with Countertop, a practical and stylish solution for sorting clothes in a wide range of environments. With a focus on functionality and durability, this trolley is designed to optimize the laundry sorting process and bring order...

Sizes	470x390x900mm
approx. weight	20kg
Maximum Load	100kg
Shelf plate	18mm laminate board
Wheels	Ø75

[Læs blø](#)

**SKU:** N/A



## BASKET TROLLEY WITH 15 BASKETS - 1440X600X1750MM

Slim basket trolley for sorting clothes with spacious baskets and mobile construction. The trolley's steel frame and Ø75 wheels ensure easy movement and convenient sorting in production and laundry.

Sizes	1440x600x1750mm
approx. weight	75kg
Maximum Load	200kg
Curves	15pcs.
Wheels	Ø100

[Læs bløf](#)

**SKU:** S110200



## RACKS



## HANGER STAND ON LEVELING SHOE - MODEL 1

This hanger rack on style shoe (Model 1) is a stable and simple solution for hanging clothes, textiles or other items in retail, warehouse, showroom and production environments. The rack functions as both a garment rack and clothing rack and is designed with a robust hanger bar Ø30 that can...

Sizes	1500x500x1600mm, 2000x500x1600mm
approx. weight	9kg
Maximum Load	100kg per suspension rod
Hanger bar	Ø30

[Læs bløf](#)

**SKU:** 1804003001-1



## HANGER RACK ON WHEELS - MODEL 2

This hanging rack on wheels (Model 2) is a mobile and robust solution for hanging clothes in stores, warehouses, showrooms and packing areas. The rack functions as both a garment rack and clothing rack and is ideal when clothes need to be moved frequently between zones, collections or...

Sizes	1500x500x1600mm, 2000x500x1600mm
approx. weight	9kg
Maximum Load	100kg. per hanger bar
Hanger bar	Ø30
Wheels	Ø100

[Læs bløf](#)

**SKU:** 1804003001



## CLOTHES HANGER STAND ON LEVELING SHOE WITH 2 HANGER BARS - MODEL 3

This hanger rack with 2 hanger rods (Model 3) is a stable and space-optimized clothing rack for professional hanging of clothes in stores, warehouses and showrooms. With two hanger rods (Ø30×2) you get significantly more hanging capacity and better sorting of collections, sizes or orders. The...

Sizes	1500x500x1600mm, 2000x500x1600mm
approx. weight	
Maximum Load	100kg per suspension rod
Hanger bar	Ø30×2

[Læs blot](#)

**SKU:** 18040030014-1



## HANGER RACK ON WHEELS WITH 2 HANGER RODS - MODEL 4

This hanger rack on wheels with 2 hanger bars (Model 4) is a mobile and high-capacity solution for professional hanging, sorting and internal transportation of clothes. The rack functions as both a clothing rack and a clothes rack, and with two Ø30 hanger rods you get double hanging space...

Sizes	1500x500x1600mm, 2000x500x1600mm
approx. weight	10.5kg
Maximum Load	100kg. per hanger bar
Hanger bar	2x Ø30×2
Wheels	Ø100

[Læs blot](#)

**SKU:** 18040030014



## HEIGHT-ADJUSTABLE WASTE RACK - MODEL 1

Sizes	440x420x630-900mm
approx. weight	9kg
Maximum Load	30kg
stillesko	4 pcs.

[Læs blot](#)

**SKU:** 1804099003-1

**Price:** from 925,00 kr.



## HEIGHT-ADJUSTABLE WASTE RACK - MODEL 2

Practical and robust height-adjustable waste rack with wheels - perfect for efficient waste sorting in industry, warehouses and institutions.

Sizes	440x420x630-900mm
approx. weight	10kg
Maximum Load	30kg
Wheels	Ø75

[Læs blot](#)

**SKU:** 1804099003-2

**Price:** from 1.045,00 kr.



## HEIGHT-ADJUSTABLE WASTE RACK WITH LID - MODEL 3

Sizes	440x420x630-900mm
approx. weight	10.5kg
Maximum Load	30kg
stillesko	4 pcs.
Low	

[Læs blot](#)

**SKU:** 1804099003-3

**Price:** from 1.125,00 kr.



## HEIGHT-ADJUSTABLE WASTE RACK WITH LID - MODEL 4

Practical waste rack with lid - 440x420x630-900 mm, weight approx. 11 kg and equipped with wheels Ø75 for flexible placement. Ideal for hygienic waste management in production, institutions and warehouses.

Sizes	440x420x630-900mm
approx. weight	11kg
Maximum Load	30kg
Wheels	Ø75
Low	

[Læs blot](#)

**SKU:** 1804099003-4

**Price:** from 1.245,00 kr.



## A-FRAME ON WHEELS - 1500X1100X2050MM

This A-Frame on wheels - 1500x1100x2050 mm is designed for safe and efficient handling of switchboards, panels and large flat items. The stand is robustly constructed and designed specifically for switchboard assembly, but it is also suitable for a wide range of other environments where heavy or...

Sizes	1500x1100x2050mm
approx. weight	50kg
Maximum Load	100kg. per plate
Shelf plate	4x 18 mm birch plywood film/film
Wheels	4 swivels with brakes

[Læs bløß](#)

**SKU:** 3086810002

**Price:** from 9.445,00 kr.



## A-FRAME WITH REMOVABLE SHELVES - 2000X800X2050MM

A-frame with removable shelves - 2000x800x2050 mm. Robust steel A-frame with removable shelves for flexible storage and handling. Used e.g. in electrical panel production. Weight 70 kg, capacity 200 kg and TENTE wheels for safe mobility.

Sizes	2000x800x2050mm
approx. weight	100kg
Maximum Load	300kg
Wheels	Ø100 swivel with brake
Shelf plate	3mm lacquered steel plate

[Læs bløß](#)

**SKU:** S110535



## TOOL BOARD ON WHEELS

Sizes	930x600x1700mm
Base plate	10mm compact laminate
Wheels	4 pcs. TENTE Ø125 2 w/brake. 2 w/o brake

[Læs blot](#)

**SKU:** 1804003009

**Price:** from 8.445,00 kr.



## 2-SIDED SCREEN WALL ON WHEELS - 1800X2000MM

Sizes	1800x2000mm
approx. weight	25kg
Maximum Load	200kg
Wheels	Ø75 - 2 w/brakes, 2 un/brakes
Sound damping panels	4 pcs. removable with velcro

[Læs blot](#)

**SKU:** 1804003007



## STORAGE RACK ON WHEELS - 1250X800X1700 MM

Robust storage rack on wheels - 1250x800x1700 mm with 4 shelves and a maximum load of 250 kg. The 4 Tente wheels provide easy and stable maneuvering. Ideal for warehouse, production and internal transportation where flexibility and order are essential.

Sizes	1250x800x1700mm
approx. weight	100kg
Maximum Load	250kg
Table top	15 mm birch plywood film/film

[Læs blø](#)

SKU: N/A




## STORAGE RACK FOR LARGE ITEMS - EFFICIENT AND SPACE-SAVING SOLUTION

Practical storage rack for large items - an efficient and space-saving solution for safe storage and transportation in production, warehouses and workshops.

Sizes	1600x900x1800mm
approx. weight	80kg
Maximum Load	200kg
Shelf plate	16mm melamine
Wheels	Ø160

[Læs blø](#)

SKU: N/A



## STAND FOR SAFETY HELMETS - 2 SECTIONS - 780X470X1600MM

Robust rack for safety helmets - practical and clear storage solution. Available in any RAL color and can be made in custom sizes.

Sizes	780x470x100mm
approx. weight	40kg
Maximum Load	150kg

[Læs blot](#)

**SKU:** 1803000002

**Price:** from 4.865,00 kr.



## STAND FOR SAFETY HELMETS - WITH WALL MOUNT - 250X230X1200 MM

Sizes	250x230x1200mm
approx. weight	
Maximum Load	100kg
Base plate	Steel plate

[Læs blot](#)

**SKU:** 1802000001

**Price:** from 2.875,00 kr.




## BRANCH RACK ON WHEELS - 1300X950X1700 MM

Robust branch rack on wheels - double-sided and mobile solution for storing pipes, profiles and moldings with good access and structure.

Sizes	1300x950x1700mm
approx. weight	40kg
Maximum Load	300kg
Forks	Ø19x470mm
Wheels	4 pcs Tente PVR wheels Ø125 swivel
Distance between branches	100mm C/C
Branch target	Ø19x470mm

[Læs bløð](#)

**SKU:** 1702000002



## BRANCH RACK ON WHEELS - 1000X600X1500MM

Branch rack on wheels - 1000x600x1500mm. Mobile and robust solution for storing pipes and profiles. 4 Tente wheels Ø75, weight 20 kg, load 100 kg.

Sizes	1000x600x1500mm
approx. weight	20kg
Maximum Load	100kg
Distance between branches	200mm
Wheels	4pcs Ø75 w/brakes

[Læs bløð](#)

**SKU:** 1402003002




## A-FRAME WITH OVERHANG - 1500X1100X2050 MM

This A-frame with overhang is designed for safe and flexible handling of electrical panels, panels, doors, metal covers and large cable reels. Measuring 1500x1100x2050 mm and with a strong steel frame, the stand provides a stable and efficient platform for daily use in production, assembly and...

Sizes	1500x1100x2050mm
approx. weight	55kg
Maximum Load	100kg. per plate
Cable holder overhang	2x400mm
Shelf plate	4x 18 mm birch plywood film/film
Wheels	4 swivels with brakes

[Læs blot](#)

**SKU:** N/A



## GRID RACK - 1500×700×2000 MM

Solid grid stand - 1500×700×2000 mm, weight 45 kg and maximum load 200 kg. Equipped with wheels Ø75 and spot welded mesh 50×50×5 mm - ideal for presentation and visual storage.

Sizes	1500x700x2000mm
approx. weight	45kg
Maximum Load	200kg
Wheels	Ø75

[Læs blot](#)

**SKU:** N/A



## HANGER RACK WITH REMOVABLE RODS - 2000X500X1900MM

Hanger rack with removable bars - 2000x500x1900 mm. Robust powder-coated steel frame with 3 removable hanger bars  $\text{\O}30 \times 2$ , wheels  $\text{\O}75$ , weight 15 kg and max. load 100 kg per hanger bar. Mobile, flexible solution for storage and presentation.

Sizes	2000x1900x500mm
approx. weight	15kg
Maximum Load	100kg. per hanger bar
Hanger bar	3 pcs. $\text{\O}30 \times 2$
Wheels	$\text{\O}75$

[Læs bløf](#)

**SKU:** 1804003003



## HANGER RACK WITH 3 HANGER BARS - 2000X1900X500MM

Hanger rack with 3 hanger bars - 2000x1900x500 mm. Robust construction in powder-coated steel, weight 25 kg, wheels  $\text{\O}75$  and load 100 kg per hanger bar. Ideal for maximum hanging capacity in wardrobes, storage or event areas.

Sizes	2000x1900x500mm
approx. weight	25kg
Maximum Load	100kg. per hanger bar
Hanger bar	3 pcs. $\text{\O}30 \times 2$
Wheels	$\text{\O}75$

[Læs bløf](#)

**SKU:** 1804003002

## ROLLSTAND FLEX

[Læs blot](#)

**SKU:** S110200-1




---

## ROLLSTAND FLEX SINGLE

Rollstand Flex Single is a flexible roller stand for handling plastic drums and similar in assembly areas. Its adjustable design ensures optimal adaptation to different tasks.

[Læs blot](#)

**SKU:** 3086800140





## PACKING STATION - 500X500MM

Compact packing station - 500x500 mm with strong steel construction, 18 kg weight and load up to 50 kg. Height and rotation adjustable work surface with spring solution and TENTE wheels Ø75 - perfect for assembly, packing and logistics.

Sizes	500x500mm
approx. weight	18kg
Maximum Load	50kg
Height adjustable	
Rotation Adjustable	
Wheels	Ø75

[Læs blø](#)

**SKU:** 308680035



## PACKING RACK ON WHEELS - 600X500MM

Packing stand with bag holder. Height and rotation adjustable stand with tape holder, maximum load of 100kg with a weight of 22.5kg, scissor holder and TENTE wheels Ø75. Ideal for flexible packing and assembly.

Sizes	600x500mm
approx. weight	22.5kg
Maximum Load	100kg
Height adjustable	
Wheels	Ø75

[Læs blø](#)

**SKU:** N/A



## HANGER RACK FOR DRUMS - 1000X750X1065MM

Hanger rack for drums - 1000x750x1065 mm. Robust construction in powder-coated steel with TENTE wheels Ø100. Weight 25 kg and maximum load 100 kg. Ideal for handling, storing and unwinding/rewinding plastic drums, reels and cable spools.

Sizes	1000x750x1065mm
approx. weight	25kg
Maximum Load	100kg
Hanger bar	Ø30
Wheels	Ø100

[Læs blot](#)

**SKU:** N/A



## STAND FOR RETRACTOR

Sizes	800x800x1150mm
approx. weight	52 kg
Maximum Load	300kg
Wheels	Ø250 PVR

[Læs blot](#)

**SKU:** 1804010001



## STAINLESS STEEL WASTE RACK

Minimum order of 25 pieces.

Sizes	440x420x630-900mm
approx. weight	
Wheels	4pcs Ø75 w/brakes

[Læs blø](#)

**SKU:** 1804099075

**Price:** from 1.950,00 kr.

# A-FRAMES



## A-FRAME ON WHEELS - 1500X1100X2050MM

This A-Frame on wheels - 1500x1100x2050 mm is designed for safe and efficient handling of switchboards, panels and large flat items. The stand is robustly constructed and designed specifically for switchboard assembly, but it is also suitable for a wide range of other environments where heavy or...

Sizes	1500x1100x2050mm
approx. weight	50kg
Maximum Load	100kg. per plate
Shelf plate	4x 18 mm birch plywood film/film
Wheels	4 swivels with brakes

[Læs blø](#)

**SKU:** 3086810002

**Price:** from 9.445,00 kr.



## A-FRAME WITH REMOVABLE SHELVES - 2000X800X2050MM

A-frame with removable shelves - 2000x800x2050 mm. Robust steel A-frame with removable shelves for flexible storage and handling. Used e.g. in electrical panel production. Weight 70 kg, capacity 200 kg and TENTE wheels for safe mobility.

Sizes	2000x800x2050mm
approx. weight	100kg
Maximum Load	300kg
Wheels	Ø100 swivel with brake
Shelf plate	3mm lacquered steel plate

[Læs blø](#)

**SKU:** S110535



## A-FRAME WITH OVERHANG - 1500X1100X2050 MM

This A-frame with overhang is designed for safe and flexible handling of electrical panels, panels, doors, metal covers and large cable reels. Measuring 1500x1100x2050 mm and with a strong steel frame, the stand provides a stable and efficient platform for daily use in production, assembly and...

Sizes	1500x1100x2050mm
approx. weight	55kg
Maximum Load	100kg. per plate
Cable holder overhang	2x400mm
Shelf plate	4x 18 mm birch plywood film/film
Wheels	4 swivels with brakes

[Læs blot](#)

**SKU:** N/A

# LITTER BINS



## HEIGHT-ADJUSTABLE WASTE RACK - MODEL 1

Sizes	440x420x630-900mm
approx. weight	9kg
Maximum Load	30kg
stillesko	4 pcs.

[Læs bløð](#)

**SKU:** 1804099003-1

**Price:** from 925,00 kr.



## HEIGHT-ADJUSTABLE WASTE RACK - MODEL 2

Practical and robust height-adjustable waste rack with wheels - perfect for efficient waste sorting in industry, warehouses and institutions.

Sizes	440x420x630-900mm
approx. weight	10kg
Maximum Load	30kg
Wheels	Ø75

[Læs bløð](#)

**SKU:** 1804099003-2

**Price:** from 1.045,00 kr.



## HEIGHT-ADJUSTABLE WASTE RACK WITH LID - MODEL 3

Sizes	440x420x630-900mm
approx. weight	10.5kg
Maximum Load	30kg
stillesko	4 pcs.
Low	

[Læs blot](#)

**SKU:** 1804099003-3

**Price:** from 1.125,00 kr.



## HEIGHT-ADJUSTABLE WASTE RACK WITH LID - MODEL 4

Practical waste rack with lid - 440x420x630-900 mm, weight approx. 11 kg and equipped with wheels Ø75 for flexible placement. Ideal for hygienic waste management in production, institutions and warehouses.

Sizes	440x420x630-900mm
approx. weight	11kg
Maximum Load	30kg
Wheels	Ø75
Low	

[Læs blot](#)

**SKU:** 1804099003-4

**Price:** from 1.245,00 kr.



## STAINLESS STEEL WASTE RACK

Minimum order of 25 pieces.

Sizes	440x420x630-900mm
approx. weight	
Wheels	4pcs Ø75 w/brakes

[Læs blø](#)

**SKU:** 1804099075

**Price:** from 1.950,00 kr.

## OTHER STANDS



## TOOL BOARD ON WHEELS

Sizes	930x600x1700mm
Base plate	10mm compact laminate
Wheels	4 pcs. TENTE Ø125 2 w/brake. 2 w/o brake

[Læs blot](#)

**SKU:** 1804003009

**Price:** from 8.445,00 kr.




## 2-SIDED SCREEN WALL ON WHEELS - 1800X2000MM

Sizes	1800x2000mm
approx. weight	25kg
Maximum Load	200kg
Wheels	Ø75 - 2 w/brakes, 2 un/brakes
Sound damping panels	4 pcs. removable with velcro

[Læs blot](#)

**SKU:** 1804003007



## STAND FOR SAFETY HELMETS - 2 SECTIONS - 780X470X1600MM

Robust rack for safety helmets - practical and clear storage solution. Available in any RAL color and can be made in custom sizes.

Sizes	780x470x100mm
approx. weight	40kg
Maximum Load	150kg

[Læs blot](#)

**SKU:** 1803000002

**Price:** from 4.865,00 kr.



## STAND FOR SAFETY HELMETS - WITH WALL MOUNT - 250X230X1200 MM

Sizes	250x230x1200mm
approx. weight	
Maximum Load	100kg
Base plate	Steel plate

[Læs blot](#)

**SKU:** 1802000001

**Price:** from 2.875,00 kr.



## GRID RACK - 1500×700×2000 MM

Solid grid stand - 1500×700×2000 mm, weight 45 kg and maximum load 200 kg. Equipped with wheels Ø75 and spot welded mesh 50×50×5 mm - ideal for presentation and visual storage.

Sizes	1500x700x2000mm
approx. weight	45kg
Maximum Load	200kg
Wheels	Ø75

[Læs blot](#)

**SKU:** N/A


---

## ROLLSTAND FLEX

[Læs blot](#)

**SKU:** S110200-1





## ROLLSTAND FLEX SINGLE

Rollstand Flex Single is a flexible roller stand for handling plastic drums and similar in assembly areas. Its adjustable design ensures optimal adaptation to different tasks.

[Læs blot](#)

**SKU:** 3086800140



## STAND FOR RETRACTOR

Sizes	800x800x1150mm
approx. weight	52 kg
Maximum Load	300kg
Wheels	Ø250 PVR

[Læs blot](#)

**SKU:** 1804010001

# HANGER RACKS



## HANGER STAND ON LEVELING SHOE - MODEL 1

This hanger rack on style shoe (Model 1) is a stable and simple solution for hanging clothes, textiles or other items in retail, warehouse, showroom and production environments. The rack functions as both a garment rack and clothing rack and is designed with a robust hanger bar Ø30 that can...

Sizes	1500x500x1600mm, 2000x500x1600mm
approx. weight	9kg
Maximum Load	100kg per suspension rod
Hanger bar	Ø30

[Læs bløf](#)

**SKU:** 1804003001-1



## HANGER RACK ON WHEELS - MODEL 2

This hanging rack on wheels (Model 2) is a mobile and robust solution for hanging clothes in stores, warehouses, showrooms and packing areas. The rack functions as both a garment rack and clothing rack and is ideal when clothes need to be moved frequently between zones, collections or...

Sizes	1500x500x1600mm, 2000x500x1600mm
approx. weight	9kg
Maximum Load	100kg. per hanger bar
Hanger bar	Ø30
Wheels	Ø100

[Læs bløf](#)

**SKU:** 1804003001



## CLOTHES HANGER STAND ON LEVELING SHOE WITH 2 HANGER BARS - MODEL 3

This hanger rack with 2 hanger rods (Model 3) is a stable and space-optimized clothing rack for professional hanging of clothes in stores, warehouses and showrooms. With two hanger rods (Ø30×2) you get significantly more hanging capacity and better sorting of collections, sizes or orders. The...

Sizes	1500x500x1600mm, 2000x500x1600mm
approx. weight	
Maximum Load	100kg per suspension rod
Hanger bar	Ø30×2

[Læs blot](#)

**SKU:** 18040030014-1



## HANGER RACK ON WHEELS WITH 2 HANGER RODS - MODEL 4

This hanger rack on wheels with 2 hanger bars (Model 4) is a mobile and high-capacity solution for professional hanging, sorting and internal transportation of clothes. The rack functions as both a clothing rack and a clothes rack, and with two Ø30 hanger rods you get double hanging space...

Sizes	1500x500x1600mm, 2000x500x1600mm
approx. weight	10.5kg
Maximum Load	100kg. per hanger bar
Hanger bar	2x Ø30×2
Wheels	Ø100

[Læs blot](#)

**SKU:** 18040030014



## HANGER RACK WITH REMOVABLE RODS - 2000X500X1900MM

Hanger rack with removable bars - 2000x500x1900 mm. Robust powder-coated steel frame with 3 removable hanger bars  $\text{\O}30 \times 2$ , wheels  $\text{\O}75$ , weight 15 kg and max. load 100 kg per hanger bar. Mobile, flexible solution for storage and presentation.

Sizes	2000x1900x500mm
approx. weight	15kg
Maximum Load	100kg. per hanger bar
Hanger bar	3 pcs. $\text{\O}30 \times 2$
Wheels	$\text{\O}75$

[Læs bløf](#)

**SKU:** 1804003003



## HANGER RACK WITH 3 HANGER BARS - 2000X1900X500MM

Hanger rack with 3 hanger bars - 2000x1900x500 mm. Robust construction in powder-coated steel, weight 25 kg, wheels  $\text{\O}75$  and load 100 kg per hanger bar. Ideal for maximum hanging capacity in wardrobes, storage or event areas.

Sizes	2000x1900x500mm
approx. weight	25kg
Maximum Load	100kg. per hanger bar
Hanger bar	3 pcs. $\text{\O}30 \times 2$
Wheels	$\text{\O}75$

[Læs bløf](#)

**SKU:** 1804003002



## HANGER RACK FOR DRUMS - 1000X750X1065MM

Hanger rack for drums - 1000x750x1065 mm. Robust construction in powder-coated steel with TENTE wheels Ø100. Weight 25 kg and maximum load 100 kg. Ideal for handling, storing and unwinding/rewinding plastic drums, reels and cable spools.

Sizes	1000x750x1065mm
approx. weight	25kg
Maximum Load	100kg
Hanger bar	Ø30
Wheels	Ø100

[Læs blot](#)

**SKU:** N/A

# BRANCH RACKS




## BRANCH RACK ON WHEELS - 1300X950X1700 MM

Robust branch rack on wheels - double-sided and mobile solution for storing pipes, profiles and moldings with good access and structure.

Sizes	1300x950x1700mm
approx. weight	40kg
Maximum Load	300kg
Forks	Ø19x470mm
Wheels	4 pcs Tente PVR wheels Ø125 swivel
Distance between branches	100mm C/C
Branch target	Ø19x470mm

[Læs bløð](#)

**SKU:** 1702000002



## BRANCH RACK ON WHEELS - 1000X600X1500MM

Branch rack on wheels - 1000x600x1500mm. Mobile and robust solution for storing pipes and profiles. 4 Tente wheels Ø75, weight 20 kg, load 100 kg.

Sizes	1000x600x1500mm
approx. weight	20kg
Maximum Load	100kg
Distance between branches	200mm
Wheels	4pcs Ø75 w/brakes

[Læs bløð](#)

**SKU:** 1402003002

# STORAGE RACKS



## STORAGE RACK ON WHEELS - 1250X800X1700 MM

Robust storage rack on wheels - 1250x800x1700 mm with 4 shelves and a maximum load of 250 kg. The 4 Tente wheels provide easy and stable maneuvering. Ideal for warehouse, production and internal transportation where flexibility and order are essential.

Sizes	1250x800x1700mm
approx. weight	100kg
Maximum Load	250kg
Table top	15 mm birch plywood film/film

[Læs blø](#)

SKU: N/A



## STORAGE RACK FOR LARGE ITEMS - EFFICIENT AND SPACE-SAVING SOLUTION

Practical storage rack for large items - an efficient and space-saving solution for safe storage and transportation in production, warehouses and workshops.

Sizes	1600x900x1800mm
approx. weight	80kg
Maximum Load	200kg
Shelf plate	16mm melamine
Wheels	Ø160

[Læs blø](#)

SKU: N/A



## PACKING RACKS



## PACKING STATION - 500X500MM

Compact packing station - 500x500 mm with strong steel construction, 18 kg weight and load up to 50 kg. Height and rotation adjustable work surface with spring solution and TENTE wheels Ø75 - perfect for assembly, packing and logistics.

Sizes	500x500mm
approx. weight	18kg
Maximum Load	50kg
Height adjustable	
Rotation Adjustable	
Wheels	Ø75

[Læs blø](#)

**SKU:** 308680035



## PACKING RACK ON WHEELS - 600X500MM

Packing stand with bag holder. Height and rotation adjustable stand with tape holder, maximum load of 100kg with a weight of 22.5kg, scissor holder and TENTE wheels Ø75. Ideal for flexible packing and assembly.

Sizes	600x500mm
approx. weight	22.5kg
Maximum Load	100kg
Height adjustable	
Wheels	Ø75

[Læs blø](#)

**SKU:** N/A



## ROLLING TABLES



## ROLLING TABLE WITH 2 SHELVES - 080R11 - MODEL 1

Robust standard trolley 900x550x900 mm with 2 shelves. Ideal for warehouse, production and logistics - mobile solution for efficient transportation and storage.

Sizes	500x400x900 mm, 1200x600x900 mm, 900x550x900 mm
approx. weight	20kg
Maximum Load	200kg
Height to 1st shelf	210mm
Height to 2nd shelf	900mm
Shelf plate	16mm melamine
Wheels	Ø100, Ø75

[Læs blø](#)

**SKU:** 080R11



## ROLLING TABLE WITH PUSH BAR - 080R11 - MODEL 2

Robust long trolley with push bar - 1500x800x900 mm. Perfect for internal transportation and storage. Equipped with durable Tente wheels.

Sizes	1200x600x875mm, 500x400x850mm, 900x550x875mm
approx. weight	25kg
Maximum Load	200kg
Height to 1st shelf	185mm
Height to 2nd shelf	845mm
Shelf plate	16mm melamine
Wheels	Ø100, Ø75

[Læs blø](#)

**SKU:** 080r11-2



## ROLLING TABLE WITH 3 SHELVES - 1000X500X1000MM - 088R20

Functional rolling table with 3 shelves and integrated push bar. Equipped with durable Tente wheels for safe and easy transportation.

Sizes	1000x500x1000mm
approx. weight	27kg
Maximum Load	200kg
Height to 1st shelf	210mm
Height to 2nd shelf	545mm
Height to 3rd shelf	900mm
Shelf plate	16mm melamine
Wheels	Ø100

[Læs blø](#)

**SKU:** 088R20

**Price:** from 2.985,00 kr.



## HEIGHT-ADJUSTABLE ROLLING TABLE - 600X500MM

Flexible height-adjustable roller table with manual height adjustment and Tente castors. Ideal for internal transportation, assembly and storage with varying needs.

Sizes	600x500mm
approx. weight	15kg
Maximum Load	100kg
Table top	15 mm birch plywood film/film

Height adjustable

Wheels Ø75 – 2 w/brakes, 2 un/brakes

[Læs blø](#)

**SKU:** 2092900090

**Price:** from 3.895,00 kr.



## ROLLING TABLE WITH WOBBLE EDGE - 084R15

Practical rolling table with looped edge - 900x550x900 mm. Three stable shelves and secure Tente wheels make it ideal for transportation and storage.

Sizes	1200x600x885mm, 500x400x850mm, 900x550x900mm
approx. weight	38kg
Maximum Load	200kg
Height to 1st shelf	210mm
Height to 2nd shelf	545mm
Height to 3rd shelf	900mm
Wheels	Ø100
Shelf plate	16mm melamine

[Læs blø](#)

**SKU:** 084R15-M



## ROLLING TABLE WITH LOOP EDGE - 089R21S

Rolling table with loop edge and 2 shelves - ideal for internal transportation and storage in production and warehouse environments.

Sizes	1000x600x1010mm, 700x500x1010mm
approx. weight	20kg
Maximum Load	200kg
Height to 1st shelf	210mm
Height to 2nd shelf	710mm
Shelf plate	16mm melamine
Wheels	Ø100

[Læs blø](#)

**SKU:** 089R21S



## ROLLING TABLE WITH HIGH WOBBLE EDGE - FELT COVERED

Sizes	1250x650x875mm
Maximum Load	100 kg. per shelf
Shelf plate	15mm birch plywood film/film - Felt coated
Wheels	4 pcs. Ø150 - Swivel PNP (Soft wheels) 2. w/brake 2. w/o brake

[Læs mere](#)

**SKU:** 2080110103

**Price:** from 4.995,00 kr.



## CAGES



## MESH CAGE WITH FOLDABLE SIDE - 900X1200MM

Practical grid cage with foldable side - 900x1200 mm, made of robust steel and ideal as a transport cage, waste cage or sorting cage. Perfect for efficient and safe handling in production, storage and recycling.

Sizes	900x1200mm
approx. weight	160kg
Maximum Load	480kg
Foldable	Shelf
Wheels	Ø125

[Læs bløf](#)

**SKU:** 2095310010

**Price:** from 14.845,00 kr.



## SMALL MESH CAGE - 900X1200MM

Compact small mesh cage - 900x1200 mm with robust steel frame, dead weight 112 kg and maximum load 480 kg. Ideal as a mesh cage, transport cage or waste cage in warehouses and logistics.

Sizes	900x1200mm
approx. weight	112kg
Maximum Load	480kg

[Læs bløf](#)

**SKU:** N/A



## GAS CAGE - 1310X1220X1950 MM

Stable gas cage - 1310x1220x1950 mm designed for safe transportation of gas cylinders. Holds up to 32 10 kg gas cylinders, ideal for industrial use, storage and transportation.

Sizes	1310x1220x1950mm
approx. weight	210kg
Maximum Load	1000kg
Aluminum boom	2

[Læs blot](#)

**SKU:** N/A



## TRANSPORT CAGE 1300X1220X840MM

This 1300x1220x840 mm transport cage is designed for safe, structured and efficient handling of gas cylinders and other heavy materials in industry, warehouses and logistics. The cage is dimensioned for 11 kg gas cylinders and can hold up to 16 cylinders at a time. The construction is made of...

Sizes	1300x1220x840mm
approx. weight	75kg
Maximum Load	1000kg
Stabling	Designed to be stackable and stable during transportation

[Læs blot](#)

**SKU:** N/A



## 2-COMPARTMENT ROLL CONTAINER - FLEXIBLE AND MANAGEABLE STORAGE

Clear 2-compartment roll container with no door - ideal for warehousing, logistics or production. Available in any RAL color and custom sizes.

Sizes	1200x800x1750mm
approx. weight	75kg
Maximum Load	300kg
Wheels	Ø160

[Læs bløð](#)

**SKU:** N/A



## ROLL CONTAINER WITH FOLD-DOWN FRONT - FLEXIBLE STORAGE SOLUTION

Robust roll container with fold-down front - mobile and efficient storage solution that ensures easy access, fast operation and safe transportation.

Sizes	1200x600x1400mm
approx. weight	55kg
Maximum Load	200kg
Wheels	Ø100
Base plate	16mm melamine
Foldable	Front

[Læs bløð](#)

**SKU:** 1903003001

**Price:** from 6.175,00 kr.



## OPEN-SIDED ROLL CONTAINER - FLEXIBLE AND EASILY ACCESSIBLE

Robust roll container with open side and fold-down grid front - a flexible and easily accessible transportation solution in warehouse environments.

Sizes	1200x600x1850mm
approx. weight	65kg
Base plate	16mm melamine
Wheels	Ø160

[Læs bløß](#)

**SKU:** 2095060006



## HIGH ROLL CONTAINER - ROBUST AND TALL STORAGE SOLUTION

Heavy duty tall roll container with drop down door and high height. Ideal for high volume and robust storage. Available in any RAL colour and special dimensions.

Sizes	1200x600x1850mm
approx. weight	65kg
Maximum Load	200kg
Base plate	15 mm birch plywood film/film
Wheels	Ø160

[Læs bløß](#)

**SKU:** N/A



## LARGE ROLL CONTAINER - HIGH CAPACITY AND HEAVY-DUTY CONSTRUCTION

Heavy-duty large roll container - designed with large capacity for warehouse or logistics with volume and durability requirements. Available in optional RAL colors and custom sizes.

Sizes	1200x600x1850mm
approx. weight	100kg
Maximum Load	300kg
Wheels	Ø125

[Læs blø](#)

**SKU:** N/A



## OPEN-FRONT ROLL CONTAINER - FLEXIBLE TRANSPORTATION

Robust roll container with open front - ideal solution for easy access, transportation and efficient inventory management.

Sizes	700x1200x1600mm
approx. weight	85kg
Base plate	15 mm birch plywood film/film
Wheels	Ø100

[Læs blø](#)

**SKU:** N/A



## SMALL ROLL CONTAINER - MOBILE AND COMPACT STORAGE SOLUTION

Compact small roll container with wheels - ideal for small goods and efficient storage in warehouses and production. Available in any RAL color and custom dimensions.

Sizes	320x320x680mm
approx. weight	15kg
Maximum Load	100kg
Wheels	Ø50

[Læs mere](#)

**SKU:** N/A

# MESH CAGES



## MESH CAGE WITH FOLDABLE SIDE - 900X1200MM

Practical grid cage with foldable side - 900x1200 mm, made of robust steel and ideal as a transport cage, waste cage or sorting cage. Perfect for efficient and safe handling in production, storage and recycling.

Sizes	900x1200mm
approx. weight	160kg
Maximum Load	480kg
Foldable	Shelf
Wheels	Ø125

[Læs bløf](#)

**SKU:** 2095310010

**Price:** from 14.845,00 kr.



## SMALL MESH CAGE - 900X1200MM

Compact small mesh cage - 900x1200 mm with robust steel frame, dead weight 112 kg and maximum load 480 kg. Ideal as a mesh cage, transport cage or waste cage in warehouses and logistics.

Sizes	900x1200mm
approx. weight	112kg
Maximum Load	480kg

[Læs bløf](#)

**SKU:** N/A

# ROLL CONTAINERS



## 2-COMPARTMENT ROLL CONTAINER - FLEXIBLE AND MANAGEABLE STORAGE

Clear 2-compartment roll container with no door - ideal for warehousing, logistics or production. Available in any RAL color and custom sizes.

Sizes	1200x800x1750mm
approx. weight	75kg
Maximum Load	300kg
Wheels	Ø160

[Læs bløð](#)

**SKU:** N/A



## ROLL CONTAINER WITH FOLD-DOWN FRONT - FLEXIBLE STORAGE SOLUTION

Robust roll container with fold-down front - mobile and efficient storage solution that ensures easy access, fast operation and safe transportation.

Sizes	1200x600x1400mm
approx. weight	55kg
Maximum Load	200kg
Wheels	Ø100
Base plate	16mm melamine
Foldable	Front

[Læs bløð](#)

**SKU:** 1903003001

**Price:** from 6.175,00 kr.



## OPEN-SIDED ROLL CONTAINER - FLEXIBLE AND EASILY ACCESSIBLE

Robust roll container with open side and fold-down grid front - a flexible and easily accessible transportation solution in warehouse environments.

Sizes	1200x600x1850mm
approx. weight	65kg
Base plate	16mm melamine
Wheels	Ø160

[Læs bløð](#)

**SKU:** 2095060006



## HIGH ROLL CONTAINER - ROBUST AND TALL STORAGE SOLUTION

Heavy duty tall roll container with drop down door and high height. Ideal for high volume and robust storage. Available in any RAL colour and special dimensions.

Sizes	1200x600x1850mm
approx. weight	65kg
Maximum Load	200kg
Base plate	15 mm birch plywood film/film
Wheels	Ø160

[Læs bløð](#)

**SKU:** N/A



## LARGE ROLL CONTAINER - HIGH CAPACITY AND HEAVY-DUTY CONSTRUCTION

Heavy-duty large roll container - designed with large capacity for warehouse or logistics with volume and durability requirements. Available in optional RAL colors and custom sizes.

Sizes	1200x600x1850mm
approx. weight	100kg
Maximum Load	300kg
Wheels	Ø125

[Læs blø](#)

**SKU:** N/A



## OPEN-FRONT ROLL CONTAINER - FLEXIBLE TRANSPORTATION

Robust roll container with open front - ideal solution for easy access, transportation and efficient inventory management.

Sizes	700x1200x1600mm
approx. weight	85kg
Base plate	15 mm birch plywood film/film
Wheels	Ø100

[Læs blø](#)

**SKU:** N/A



## SMALL ROLL CONTAINER - MOBILE AND COMPACT STORAGE SOLUTION

Compact small roll container with wheels - ideal for small goods and efficient storage in warehouses and production. Available in any RAL color and custom dimensions.

Sizes	320x320x680mm
approx. weight	15kg
Maximum Load	100kg
Wheels	Ø50

[Læs mere](#)

**SKU:** N/A

# TRANSPORT CAGES



## GAS CAGE - 1310X1220X1950 MM

Stable gas cage - 1310x1220x1950 mm designed for safe transportation of gas cylinders. Holds up to 32 10 kg gas cylinders, ideal for industrial use, storage and transportation.

Sizes	1310x1220x1950mm
approx. weight	210kg
Maximum Load	1000kg
Aluminum boom	2

[Læs blot](#)

**SKU:** N/A



## TRANSPORT CAGE 1300X1220X840MM


This 1300x1220x840 mm transport cage is designed for safe, structured and efficient handling of gas cylinders and other heavy materials in industry, warehouses and logistics. The cage is dimensioned for 11 kg gas cylinders and can hold up to 16 cylinders at a time. The construction is made of...

Sizes	1300x1220x840mm
approx. weight	75kg
Maximum Load	1000kg
Stabling	Designed to be stackable and stable during transportation

[Læs blot](#)

**SKU:** N/A

# ACCESSORIES



## TOOL BOARD 480X670 MM R7024

Weight 1,2 kg  
Dimensions 20 × 640 × 480 mm

[Læs bløf](#)

**SKU:** 0202000002

**Price:** from 295,00 kr.



## PICKING BOX 250X148X130 (DXWXH) GRAY

Stackable modular box that can also be hung on cross profile

Width 148 mm

Depth 250 mm

Height 130 mm


Available in blue, gray and red

Weight 0,2 kg  
Dimensions 250 × 148 × 130 mm

[Læs bløf](#)

**SKU:** 0202000013

**Price:** from 38,00 kr.




## SUSPENSION RAIL 900 MM R7004

Dimensions 20 × 900 × 80 mm

[Læs bløf](#)

**SKU:** 0202000007

**Price:** from 103,00 kr.



## STEEL SHELF GRAY R7004 900X210 MM WITH END PLATES

Fits rear column system with cc distance 670 mm  
Plate width 645 x 210 mm. Max capacity is 50 kg.  
Supplied with 2 brackets for mounting on rear  
columns.

The shelf can be mounted obliquely or horizontally  
and is reversible according to whether a front or  
rear edge is required

Dimensions 210 × 90 × 20 mm

[Læs bløf](#)

**SKU:** 0202000044

**Price:** from 274,40 kr.



## Ø150 - SWIVEL PNP (SOFT WHEEL) - TENTE 2477

- Center mounted wheel Ø11 w/brakes
- Soft wheel track 75 shore A
- Max 75 kg at 3/kmt
- Build height 185 mm

Dimensions 150 × 150 × 185 mm

[Læs bløf](#)

**SKU:** 9099300015

**Price:** from 300,00 kr.



## Ø150 - SWIVEL PNP W/BRAKES (SOFT WHEELS) - TENTE 2470

- Center mounted wheel Ø11
- Soft wheel track 75 shore A
- Max 75 kg at 3/kmt
- Build height 185 mm

Weight 1 kg  
Dimensions 150 × 150 × 185 mm

[Læs bløf](#)

**SKU:** 9099300018

**Price:** from 340,00 kr.



## TENT WHEELS Ø160 W/BRAKES 3477UFP160P63

Alpa wheel Ø160 mounted on mounting plate.  
Swivel wheel with total brake and wire cap.  
Soft wheel tread of 63 Shore A.  
Suitable for trolleys in industry, catering and  
cleaning where no spillage is allowed.  
Silver gray wheels (Ral 7001).  
Center hole spacing 80x105 mm.  
Wheel track width 46...

Weight 2,6 kg  
Dimensions 13,7 × 10,5 × 20 mm

[Læs bløf](#)

**SKU:** 00005505

**Price:** from 374,00 kr.



## TENTE WHEELS Ø50 W/BRAKE 2475PI050P30-11 CENTER MOUNTED

- Swivel appliance wheel with brake.  
- Center mount with Ø11 hole.  
- Max load at 3 km/h 40kg. Max load static 80kg.  
Build height 69mm  
- test - written Rackbeat after changing the text in  
woocommerce

Weight 0,2 kg  
Dimensions 70 × 50 × 70 mm

[Læs bløf](#)

**SKU:** 00003896

**Price:** from 44,86 kr.



## CONTROL FOR LINAK UP/DOWN DPF1K00

Push-button control with up/down function  
(remember the mounting plate to mount it with)

Weight 0,1 kg  
Dimensions 5 × 4 × 2 mm

[Læs bløf](#)

**SKU:** DPF1K00-010006

**Price:** from 120,00 kr.



## CONTROL FOR LINAK UP/DOWN WATERPROOF TP1

Push-button operation with up/down function.  
Waterproof to IP 66. With 2.5m cable and network  
connector. Suitable for control boxes type  
CBD3/4/5/6

Weight 0,1 kg  
Dimensions 4 × 9 × 6 mm

[Læs bløf](#)

**SKU:** TP010002DK-00

**Price:** from 1.053,00 kr.



## LINAK ACTUATOR DL12 COLUMN

Installation dimensions 545mm. Stroke length 660mm. Black. It can be used, but it is also possible to use up to 4 lifting columns in parallel.

Dimensions  $6 \times 10 \times 54,5$  mm

[Læs bløf](#)

**SKU:** DL12000B0E660518

**Price:** from 1.848,00 kr.



## DL20184 LINAK ACTUATOR DL2XXCA00500655

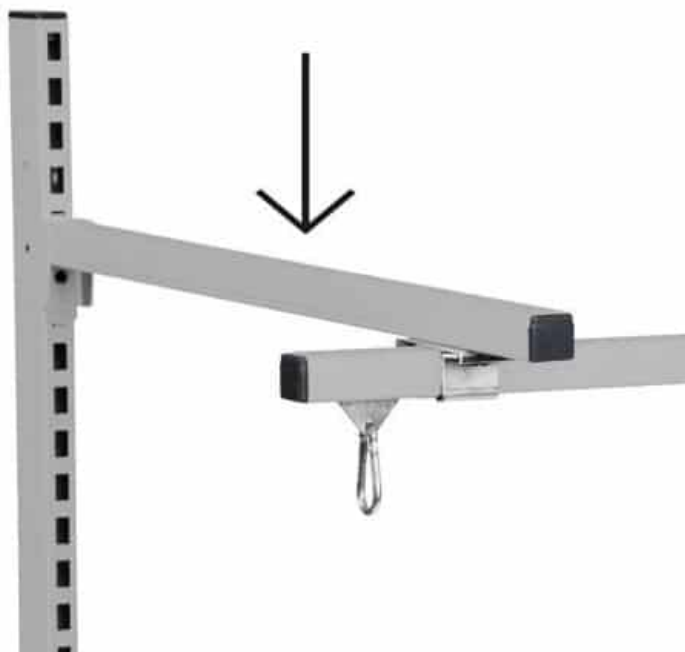
Programmable upside down actuator. 500mm stroke length. Installation dimensions of 650mm.

Weight 10 kg  
Dimensions  $30 \times 30 \times 80$  mm

[Læs bløf](#)

**SKU:** DL20184

**Price:** from 3.402,00 kr.



## SUSPENSION ARM 700 MM R7004

Dimensions 700 × 30 × 30 mm

[Læs bløf](#)

**SKU:** 0202000009

**Price:** from 106,00 kr.



## KEYBOARD AND MONITOR HOLDER WITH ARM - FOR BACK COLUMN

Flexible arm for mounting on back column.  
Possibility to mount monitor and place keyboard.  
Plate for mouse included.  
Max load 15 kg  
Arm length 570 mm


Weight 5 kg

[Læs bløf](#)

**SKU:** 0202000012

**Price:** from 1.920,80 kr.

## TOOL BOARD HOOK SET 24 PIECES



Fits perforated sheet with 9x9 mm holes cc 38 mm.

The kit includes the following

- 5 pcs Single suspension hook  $\varnothing 5 \times 38$  mm
- 2 pcs Single suspension hook  $\varnothing 6 \times 200$  mm
- 6 pcs Double suspension hook  $\varnothing 5, 38 \times 11$  mm
- 2 pcs Double suspension hook  $\varnothing 5, 64 \times 11$  mm
- 2 pcs Hanger hook  $\varnothing 5, 44 \times 23$  mm
- 3 pcs...

[Læs blø](#)

**SKU:** 0202000010

**Price:** from 470,40 kr.



## BALANCE BLOCK FOR C- PROFILE 0.6-1.5 KG

Balance block with carabiner.

For mounting in C-profile above workbench.  
It comes with 2 meters of line.

Weight	0,2 kg
Dimensions	6 x 2,2 x 2,2 mm

[Læs blø](#)

**SKU:** 0202000047

**Price:** from 492,80 kr.



## STUDED WHEELS Ø125 DIRECTIONAL/TOTAL BRAKE 2044UAP125R36-32S30 2XM6

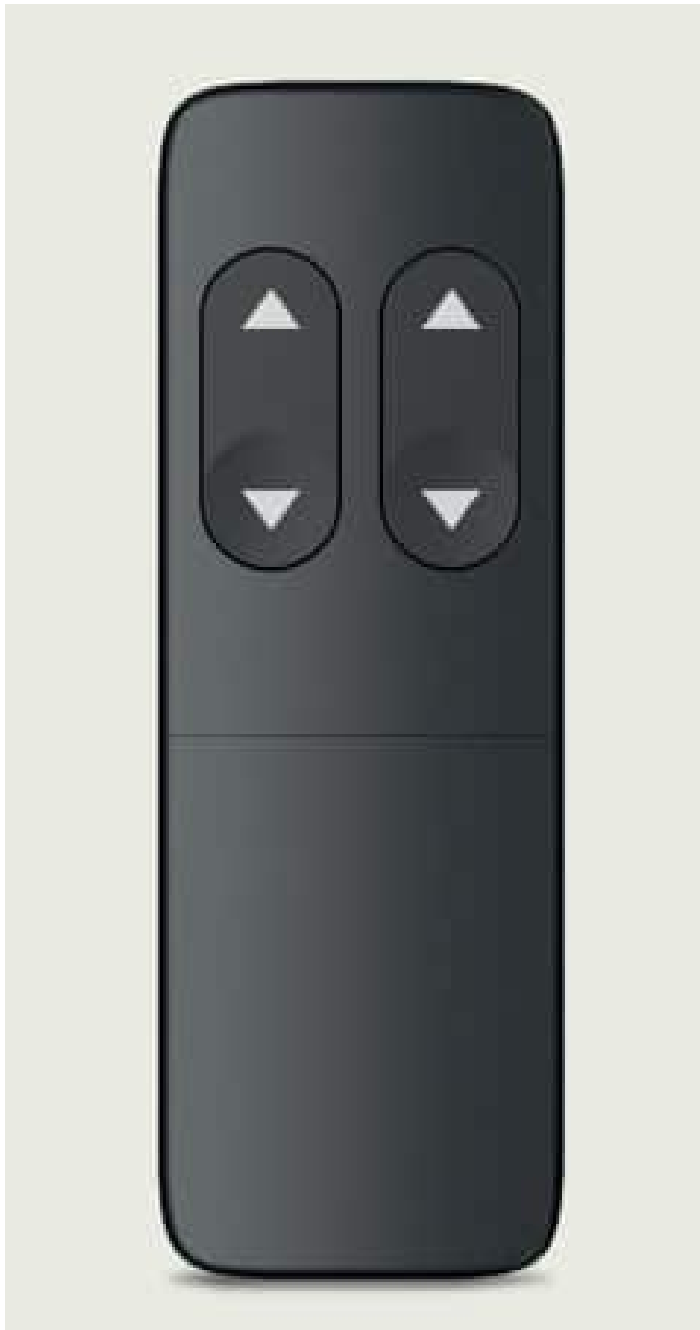
Swivel wheel with directional brake and total brake.  
Build height 158mm. Diameter of axle pin Ø32.  
Length 50mm.  
Width of wheel track 32mm. Soft wheel tread in  
slate gray (ral 7015). Load at 4km/h 150kg and  
450kg at static load. EN12531 - Hospital bed castors.  
NOTE: with directional brake,...

Weight	1 kg
Dimensions	20 × 6,5 × 20 mm

[Læs blø](#)

**SKU:** 00030904

**Price:** from 536,00 kr.



## CONTROL BP 10TV LINAK BLUETOOTH W/2 REFERENCES

Convertible with CBD6S control box and DL IC. Uses CR2032 batteries.

Note there are 2 types: BP11 TV with 1 reference and BP12 TV with 2 references. Remember Bluetooth dongle BLE2LIN002

Weight 0,3 kg  
Dimensions 12 × 4,1 × 1,2 mm

[Læs blot](#)

**SKU:** BP12BL3000

**Price:** from 140,00 kr.



## CLIP HOLDER FOR PAPER - FOR WHITEBOARD


- Document clamp for mounting on tool board with  
Ø9 holes - center distance 38 mm

Weight 0,3 kg  
Dimensions 35 × 60 × 100 mm

[Læs bløf](#)

**SKU:** 0202000055

**Price:** from 64,00 kr.



## BATTERY CABLE 200 MM 2 POLE CONNECTOR LINAK

Weight 0,7 kg  
Dimensions 20 × 20 × 2 mm

[Læs bløf](#)

**SKU:** CAB0705894-200.

**Price:** from 32,00 kr.



## FOLDER HOLDER - 320X145X250 MM GRAY R7004

Shelf for mounting on back columns. Movable when mounted on back pillars.

[Læs blø](#)

**SKU:** 0202000046

**Price:** from 347,20 kr.



## PICKING BOX 300X115X100 (DXWXH) BLUE

Stackable modular box that can also be hung on cross profile

Width 115 mm

Depth 300 mm

Height 100 mm

Available in blue, gray and red


Weight 0,2 kg

Dimensions 300 × 115 × 100 mm

[Læs blø](#)

**SKU:** 0202000019

**Price:** from 50,40 kr.



## CONTROL FOR LINAK 1 REF. W/MEMORY

Control panel with push buttons for up/down. It is possible to save positions

[Læs bløf](#)

**SKU:** DPF1M00-010006

**Price:** from 4,00 kr.



## LA31 450MM 12V LINAK ACTUATOR LEG

1.500N. Stroke length 450mm. It is convertible with control box CBD4, CBD5 and CBD6

Weight

3 kg

Dimensions

13 × 50 × 15 mm

[Læs bløf](#)

**SKU:** 313290-01

**Price:** from 910,00 kr.



## LINAK LITHIUM BATTERY 2.85 AH 25.3-25.7V DC

Commodity code: 85076000 Battery (Li-ion) COO: DNK

The battery can be stacked and connected in series. Light gray (Ral 7035). Sealing class IPX 6. Commodity code: 85076000 Battery (Li-ion) COO: DNK. Fits CO71 control box.

Weight 1 kg  
Dimensions 26 × 13 × 5 mm

[Læs blø](#)

**SKU:** BA221W111111

**Price:** from 1.550,00 kr.



## PEN HOLDER - SET

- 3 round holders for pens and similar
- 1 Ø37 tube
- 2 Ø25 tubes
- Height 75 mm

[Læs blø](#)

**SKU:** 0202000052

**Price:** from 35,00 kr.



## PICKING BOX 300X230X150 (DXWXH) GRAY

Stackable modular box that can also be hung on cross profile

Width 230 mm

Depth 300 mm

Height 150 mm


Available in blue, gray and red

Weight 0,2 kg  
Dimensions 300 × 230 × 150 mm

[Læs bløf](#)

**SKU:** 0202000014

**Price:** from 78,00 kr.



## BATTERY CABLE 200 PLUG WITH 2-PIN CONNECTOR LINA

Weight 0,7 kg  
Dimensions 20 × 20 × 2 mm

[Læs bløf](#)

**SKU:** CAB0705894

**Price:** from 32,00 kr.



## LA31 300MM 12V LINAK ACTUATOR

2.500N. Stroke length 300mm. It is convertible with control box CBD4, CBD5 and CBD6

Weight 3 kg  
Dimensions 13 × 50 × 15 mm

[Læs blot](#)

**SKU:** 31720H-1130050S.

**Price:** from 916,00 kr.



## MOTOR CABLE 0.2M LINAK

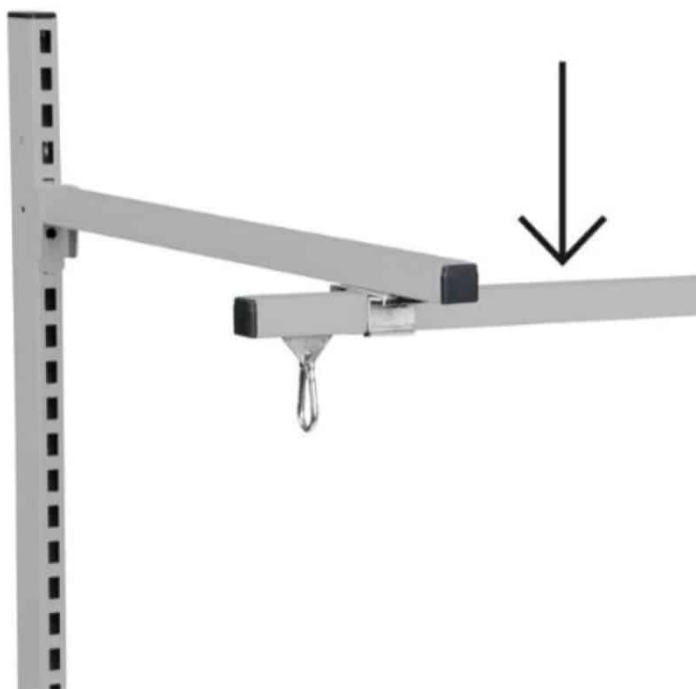
Connection cable between motor and control box.  
Max 1000v. Commoditycode 85444290

Weight 0,3 kg  
Dimensions 20 × 20 × 2 mm

[Læs blot](#)

**SKU:** CAB0617102-0200

**Price:** from 30,00 kr.



## C-PROFILE RAIL SUSPENSION RAIL 1990 MM R7004

Rail profile for mounting above workbench. For mounting trolleys, lights etc.

Dimensions 1990 × 30 × 30 mm

[Læs blø](#)

**SKU:** 0202000045

**Price:** from 257,60 kr.



## HINGE LOCK - TONGUE 45X16X8 MM

- Locking hasp for mounting on the inside of enclosures

- 45 mm long. 19 mm wide. 8 mm thick

Weight 0,2 kg

Dimensions 8 × 45 × 19 mm

[Læs blø](#)

**SKU:** 2001000075

**Price:** from 13,30 kr.



## WHEEL Ø100 W/BRAKE AND MOUNTING PLATE

Swivel with total brake. Wheel track width 36mm. Build height 132mm. Made of polyurethane shore A 98. Max load 225kg (dynamic)

Weight 1,1 kg  
Dimensions 10 × 10 × 13,2 mm

[Læs bløð](#)

**SKU:** 5810665433GS

**Price:** from 149,50 kr.



## LA31 400MM 12V LINAK ACTUATOR VIP

3.500N. Stroke length 400mm. It is convertible with control box CBD4, CBD5 and CBD6

Weight 3 kg  
Dimensions 13 × 50 × 15 mm

[Læs bløð](#)

**SKU:** 311782-00

**Price:** from 910,00 kr.



## TENT WHEELS Ø200 W/BRAKES 3477ITP200P63

Swivel wheel with total brake. Build height 240mm and wheel track with molded polyurethane. Aluminum rim. Width of wheel track 50mm. Load at 4km/h 350kg and 700kg at static load.

Weight 3,22 kg  
Dimensions 20 × 9,6 × 24 mm

[Læs bløf](#)

**SKU:** 00032643

**Price:** from 596,00 kr.



## RUBBER STOPPER - Ø22X7 - BLACK

- Black rubber plug for Ø22 holes
- Outer diameter Ø28
- Height 7 mm

Weight 0,02 kg  
Dimensions 7 × 28 × 28 mm

[Læs bløf](#)

**SKU:** 2001000078

**Price:** from 6,66 kr.



## TENT Ø82 NOVATECH ETP 082X76-Ø20 HL83 WHEELS

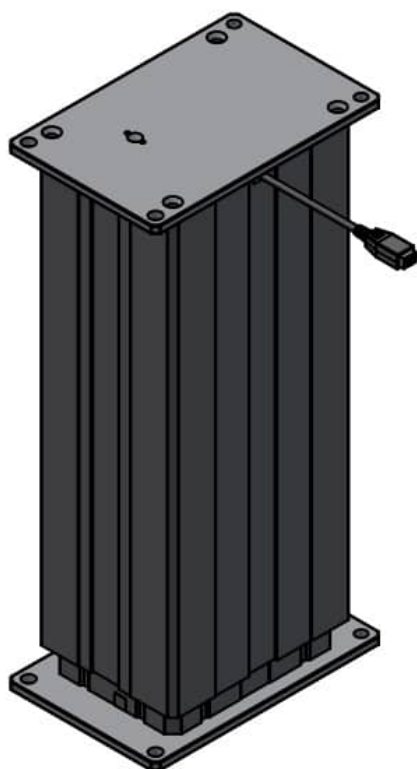
- Wheels with bearings and PP molded tread.
- Bearing for Ø20 axle. Wheel diameter Ø82.
- Static load 1,400kg. Load at 4km/h 700kg.
- Hub width 83 mm. Standard according to EN12532

Weight 1,14 kg  
Dimensions 82 × 83 × 82 mm

[Læs bløß](#)

**SKU:** 00839799

**Price:** from 312,00 kr.



## DL20370-00 LINAK ACTUATOR DL27XCA00350505

DL2 column for reverse mounting. Programmable upside down actuator. 350mm stroke. Built-in dimensions of 505mm. 2,500N


Weight 10 kg  
Dimensions 16 × 25 × 51 mm

[Læs bløß](#)

**SKU:** DL20370-00

**Price:** from 3.350,00 kr.

## STACKABLE REVERSIBLE BOX 60X40X32CM



Gray transport box approved for food products. When the box is turned over, the boxes only take up half the space when stacked.


Weight 2,5 kg  
Dimensions 40 × 60 × 32 mm

[Læs blot](#)

**SKU:** S110238

**Price:** from 244,00 kr.

## STEEL SHELF GRAY R7004 670X210 MM WITH END PLATES



Fits rear column system with cc distance 670 mm  
Plate width 645 x 210 mm. Max capacity is 50 kg.  
Supplied with 2 brackets for mounting on rear columns.

The shelf can be mounted obliquely or horizontally and is reversible according to whether a front or rear edge is required

Dimensions 210 × 645 × 20 mm

[Læs blot](#)

**SKU:** 0202000043

**Price:** from 224,00 kr.



## MOTOR CABLE 1.55M LINAK

Connection cable between motor and control box.  
Max 1000v. Commoditycode 85444290

Weight 0,3 kg  
Dimensions 20 × 20 × 2 mm

[Læs blot](#)

**SKU:** CAB0617102-1550

**Price:** from 50,00 kr.

## PLUG Ø36XM16-25 STEEL 235 OVERSIZE

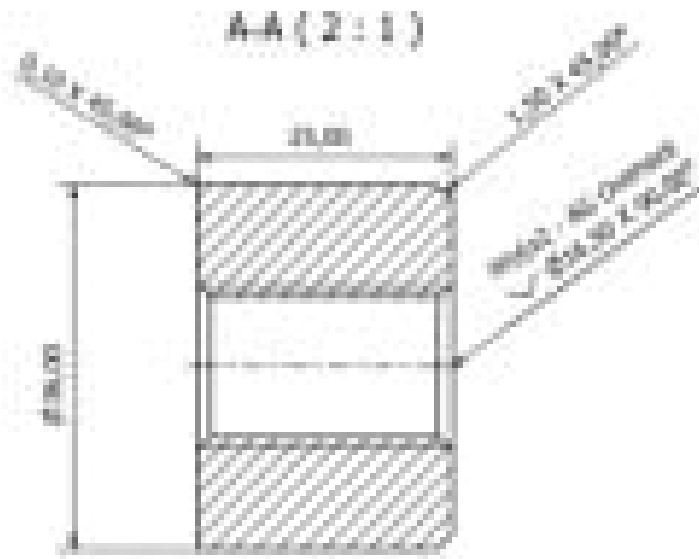
Bushing Ø36 outside with 16mm thread inside.  
Note that this welding plug has an oversized thread,  
which is used when galvanizing finished items etc.

Weight 0,25 kg  
Dimensions 25 × 36 × 36 mm

[Læs blot](#)

**SKU:** B100000-Ø36xM16-25 st\_6G

**Price:** from 74,50 kr.





## TENTE WHEELS Ø200 W/BRAKES 3470ITP200P63

Swivel wheel without brake. Build height 240mm and wheel track with molded polyurethane. Aluminum rim. Width of wheel track 50mm. Load at 4km/h 350kg and 700kg at static load.

Weight 3,22 kg  
Dimensions 20 × 9,6 × 24 mm

[Læs bløf](#)

**SKU:** 00029281

**Price:** from 518,00 kr.



## LINAK BLUETOOTH DONGLE

For mounting on control box if bluetooth remote control is required. Fits wire lock remote control type BP 10 TV.

[Læs bløf](#)

**SKU:** BLE2LIN002

**Price:** from 112,00 kr.



## TENT WHEELS Ø100 UER 100X34-Ø12 - LOOSE

- Loose wheel from Tente Ø100 - Elastech.
- Soft wheel track 63 Shore A.
- Wheel track width 34 mm. Hub width 44.4 mm.
- Max 160 kg at 4 km/h. Static 320 kg.
- For Ø12 axle bolt - option for Ø8 bushing.

[Læs bløf](#)

**SKU:** 00030961

**Price:** from 68,00 kr.



## KEYBOARD HOLDER WITH ARM - FOR BACK COLUMN

Keyboard plate mounted on swivel arm. With mouse pad that can be mounted on either the left or right side.

[Læs bløf](#)

**SKU:** 0202000011

**Price:** from 1.831,20 kr.



## MOTOR CABLE 0.5M LINAK


Connection cable between motor and control box.  
Max 1000v. Commoditycode 85444290

Weight 0,3 kg  
Dimensions 20 × 20 × 2 mm

[Læs bløf](#)

**SKU:** CAB0617102-0500

**Price:** from 32,00 kr.




## LOOSE WHEEL Ø100 BLUE TPU

Weight 0,3 kg  
Dimensions 10 × 5 × 10 mm

[Læs bløf](#)

**SKU:** 3710036084DS

**Price:** from 63,00 kr.



## MONITOR HOLDER WITH ARM - FOR BACK COLUMN


- Flexible arm for mounting on rear column
- Possibility to mount screen or similar
- Hole spacing 100x100 & 75x75 mm
- Arm length 570 mm-
- Possibility to tilt screen

Weight 5 kg  
Dimensions 70 × 360 × 110 mm

[Læs bløf](#)

**SKU:** 0202000076

**Price:** from 1.120,00 kr.




## CONTROL FOR LINAK UP/DOWN 2 REF. U/MEMORY

Weight 0,2 kg

[Læs bløf](#)

**SKU:** DPF2K00-010006

**Price:** from 170,00 kr.



## ALUMINUM RAIL GUIDE FOR RAISE/LOWER - LEFT

Weight 7 kg

[Læs bløf](#)

**SKU:** 2001000077

**Price:** from 2.300,00 kr.



## TENT WHEELS Ø200 FIXED 3478UFP200P63


- Alpa wheel Ø200 mounted on mounting plate.
- Fixed wheel without brakes - gray
- Soft wheel tread of 63 Shore A.
- Suitable for trolleys in industry, catering and cleaning where no spillage is allowed.
- Center hole spacing 80x105 mm.
- Wheel track width 46 mm.
- Installation height 240...

Weight 2,32 kg  
Dimensions 137 × 115 × 240 mm

[Læs bløf](#)

**SKU:** 990000854

**Price:** from 294,00 kr.




## **TENT WHEELS Ø100 W/BRAKES 2477PJP100P30-11**

Weight 0,8 kg  
Dimensions 14 × 6 × 14 mm

[Læs bløf](#)

**SKU:** 00006340

**Price:** from 128,20 kr.




## **BATTERY 12V/97A MK1297 GEL**

[Læs bløf](#)

**SKU:** 6FM100-X\_3

**Price:** from 3.790,00 kr.



## SUSPENSION RAIL 670 MM R7004

Dimensions 20 × 670 × 80 mm

[Læs bløf](#)

**SKU:** 0202000008

**Price:** from 83,00 kr.



## TENTE WHEELS Ø200 W/BRAKES 3470UFP200P63

- Alpa wheel Ø200 mounted on mounting plate
- Swivel wheel without brake.
- Soft wheel tread of 63 Shore A.
- Suitable for trolleys in industry, catering and cleaning where no spillage is allowed.
- Silver gray wheels (Ral 7001).
- Center hole spacing 80x105 mm.
- Wheel track width 46 mm....

Weight 2,71 kg  
Dimensions 137 × 105 × 240 mm

[Læs bløf](#)

**SKU:** 990005972

**Price:** from 350,00 kr.



## CONTROL BOX LINAK CBD6S 2 CHANNELS 200W

Electronic control box. The control box is programmable.

Weight 2 kg  
Dimensions 8 × 35 × 10 mm

[Læs bløf](#)

**SKU:** CBD6SP00020A-009

**Price:** from 650,00 kr.



## LOOSE WHEEL Ø125/Ø8 GRAY TPE

Rim made of PP. With roller bearings. Roller track width 32mm. Total width 46mm. Center hole Ø. Hardness 85 shore A

Weight 0,3 kg  
Dimensions 12,5 × 5 × 12,5 mm

[Læs bløf](#)

**SKU:** 3712532083GG-46

**Price:** from 64,13 kr.



## BACK BAR GRAY - 1446X25X50X2 MM R7004

- Profile tube 50x25 with holes for shelf supports.
- Note price is for 1 piece

Weight 2,4 kg  
Dimensions 50 × 25 × 1460 mm

[Læs blot](#)

**SKU:** 0202006003-1

**Price:** from 296,80 kr.



## TENT WHEELS Ø160 W/BRAKES 3470UFP160P63

Alpa castors Ø160 mounted on mounting plate -  
with wire cap.

Swivel wheel without brake.

Soft wheel tread of 63 Shore A.

Suitable for trolleys in industry, catering and  
cleaning where no spillage is allowed.

Silver gray wheels (Ral 7001).

Center hole spacing 80x105 mm.

Wheel track width 46...

Weight 2,24 kg  
Dimensions 13,7 × 10,5 × 20 mm

[Læs blot](#)

**SKU:** 00005604

**Price:** from 310,00 kr.



## LINAK LITHIUM BATTERY 2.15AH/52WH 24V DC

-Linak battery

Weight 0,6 kg  
Dimensions 26 × 13 × 5 mm

[Læs bløð](#)

**SKU:** BA001.

**Price:** from 1.190,00 kr.



## CAT FOR C-PROFILE 22MM - DOUBLE WHEEL

- Castors for over table rail  
- For mounting in open C-profile 30x30  
- With hook


Weight 0,2 kg  
Dimensions 100 × 22 × 100 mm

[Læs bløð](#)

**SKU:** 2001000006

**Price:** from 165,80 kr.

## STEEL SHELF 900X300 MM R7004



- Fits rear pillar system with cc distance 900 mm.
- Plate size 875 x 300 mm. Max capacity is 50 kg.
- Comes with 2 brackets for mounting on rear pillars.
- The shelf can be mounted obliquely or horizontally and is reversible according to whether you want a front or rear edge

Weight 2 kg  
Dimensions 300 x 875 x 20 mm

[Læs blot](#)

**SKU:** 0202000005

**Price:** from 290,00 kr.



## MOTOR CABLE 1.0M LINAK

Connection cable between motor and control box.  
Max 1000v. Commoditycode 85444290

Weight 0,3 kg  
Dimensions 20 x 20 x 2 mm

[Læs blot](#)

**SKU:** CAB0617102-1000

**Price:** from 34,00 kr.



## TENTE WHEELS Ø125 W/BRAKES 3470PVR125P62

Black polypropylene rim, solid rubber tread in 80 shore A hardness. Wheel width 37mm. Load at 4 km/h 100 kg. Static load 200 kg. Build height 155mm. Overall width 75mm.

Weight 1,05 kg  
Dimensions 13 × 7,5 × 15,5 mm

[Læs bløf](#)

**SKU:** 00001161

**Price:** from 88,00 kr.



## CAT FOR C-PROFILE 22MM - SINGLE WHEEL

Weight 0,2 kg  
Dimensions 6 × 2,2 × 2,2 mm

[Læs bløf](#)

**SKU:** 2001000005

**Price:** from 135,00 kr.


## STEEL SHELF 670X300 MM R7004

Dimensions 300 × 645 × 20 mm

[Læs blot](#)

**SKU:** 0202000004

**Price:** from 235,00 kr.




---

## BLUETOOTH OPERATION

discontinued and replaced by BP12BL3000

[Læs blot](#)

**SKU:** HB12BL3000





## DEVICE C13 PLUG W/ 2 M CORD 230V POWER CABLE LINAK


Connection cable from power outlet to control box (type CBD6) or other device.

Weight 0,7 kg  
Dimensions 20 × 20 × 2 mm

[Læs bløf](#)

**SKU:** CAB0015869

**Price:** from 40,00 kr.



## MOUNTING KIT M8 W/SPRING FOR REAR COLUMN

Bolt set for mounting rear columns on garden/lower table. For easier mounting of the vertical column to the horizontal rails under the table.


Contains 2 M8 bolts with spring, washer and threaded plate (nut). One set is needed per rear column

Weight 0,08 kg

[Læs bløf](#)

**SKU:** 2001000004

**Price:** from 39,20 kr.



## TOOL BOARD 480X900 MM R7024

Sono Art. no.: 634486

Weight 1,5 kg  
Dimensions 870 × 480 × 20 mm

[Læs blot](#)

**SKU:** 0202000003

**Price:** from 375,00 kr.



## LA31 250MM 12V LINAK ACTUATOR

2.500N. Stroke length 250mm. It is convertible with control box CBD4, CBD5 and CBD6

Weight 3 kg  
Dimensions 13 × 50 × 15 mm

[Læs blot](#)

**SKU:** J21182

**Price:** from 2.259,95 kr.



## NETWORK CABLE 0.3M 8 POLE RJ45 LINAK

Network cable 30 cm. E.g. for interconnecting control boxes. Commoditycode 85444290

Weight 0,2 kg  
Dimensions 20 × 20 × 2 mm

[Læs blø](#)

**SKU:** CAB0705835

**Price:** from 26,00 kr.



## MOUNTING BRACKET - SUSPENSION ARM FOR C-PROFILE

Weight 0,2 kg  
Dimensions 70 × 70 × 40 mm

[Læs blø](#)

**SKU:** 2001000003

**Price:** from 49,00 kr.

# LINAK ACCESSORIES



## CONTROL FOR LINAK UP/DOWN DPF1K00

Push-button control with up/down function  
(remember the mounting plate to mount it with)

Weight 0,1 kg  
Dimensions 5 × 4 × 2 mm

[Læs bløf](#)

**SKU:** DPF1K00-010006

**Price:** from 120,00 kr.



## CONTROL FOR LINAK UP/DOWN WATERPROOF TP1

Push-button operation with up/down function.  
Waterproof to IP 66. With 2.5m cable and network  
connector. Suitable for control boxes type  
CBD3/4/5/6

Weight 0,1 kg  
Dimensions 4 × 9 × 6 mm

[Læs bløf](#)

**SKU:** TP010002DK-00

**Price:** from 1.053,00 kr.

## LINAK ACTUATOR DL12 COLUMN

Installation dimensions 545mm. Stroke length 660mm. Black. It can be used, but it is also possible to use up to 4 lifting columns in parallel.

Dimensions  $6 \times 10 \times 54,5$  mm

[Læs bløf](#)

**SKU:** DL12000B0E660518

**Price:** from 1.848,00 kr.



## DL20184 LINAK ACTUATOR DL2XXCA00500655

Programmable upside down actuator. 500mm stroke length. Installation dimensions of 650mm.

Weight 10 kg  
Dimensions  $30 \times 30 \times 80$  mm

[Læs bløf](#)

**SKU:** DL20184

**Price:** from 3.402,00 kr.





## LINAK LITHIUM BATTERY 2.15AH/52WH 24V DC

-Linak battery

Weight 0,6 kg  
Dimensions 26 × 13 × 5 mm

[Læs blot](#)

**SKU:** BA001.

**Price:** from 1.190,00 kr.



## DEVICE C13 PLUG W/ 2 M CORD 230V POWER CABLE LINAK


Connection cable from power outlet to control box (type CBD6) or other device.

Weight 0,7 kg  
Dimensions 20 × 20 × 2 mm

[Læs blot](#)

**SKU:** CAB0015869

**Price:** from 40,00 kr.



## CONTROL FOR LINAK 1 REF. W/MEMORY

Control panel with push buttons for up/down. It is possible to save positions

[Læs bløf](#)

**SKU:** DPF1M00-010006

**Price:** from 4,00 kr.



## NETWORK CABLE 0.3M 8 POLE RJ45 LINAK

Network cable 30 cm. E.g. for interconnecting control boxes. Commoditycode 85444290

Weight	0,2 kg
Dimensions	20 × 20 × 2 mm

[Læs bløf](#)

**SKU:** CAB0705835

**Price:** from 26,00 kr.



## MOTOR CABLE 1.55M LINAK

Connection cable between motor and control box.  
Max 1000v. Commoditycode 85444290

Weight 0,3 kg  
Dimensions 20 × 20 × 2 mm

[Læs bløf](#)

**SKU:** CAB0617102-1550

**Price:** from 50,00 kr.



## MOTOR CABLE 0.5M LINAK

Connection cable between motor and control box.  
Max 1000v. Commoditycode 85444290

Weight 0,3 kg  
Dimensions 20 × 20 × 2 mm

[Læs bløf](#)

**SKU:** CAB0617102-0500

**Price:** from 32,00 kr.



## LINAK LITHIUM BATTERY 2.85 AH 25.3-25.7V DC

Commodity code: 85076000 Battery (Li-ion) COO: DNK

The battery can be stacked and connected in series. Light gray (Ral 7035). Sealing class IPX 6. Commodity code: 85076000 Battery (Li-ion) COO: DNK. Fits CO71 control box.

Weight 1 kg  
Dimensions 26 × 13 × 5 mm

[Læs blot](#)

**SKU:** BA221W111111

**Price:** from 1.550,00 kr.



## CONTROL BOX LINAK CBD6S 2 CHANNELS 200W

Electronic control box. The control box is programmable.

Weight 2 kg  
Dimensions 8 × 35 × 10 mm

[Læs blot](#)

**SKU:** CBD6SP00020A-009

**Price:** from 650,00 kr.



## MOTOR CABLE 0.2M LINAK


Connection cable between motor and control box.  
Max 1000v. Commoditycode 85444290

Weight 0,3 kg  
Dimensions 20 × 20 × 2 mm

[Læs blot](#)

**SKU:** CAB0617102-0200

**Price:** from 30,00 kr.



## ALUMINUM RAIL GUIDE FOR RAISE/LOWER - LEFT

Weight 7 kg

[Læs blot](#)

**SKU:** 2001000077

**Price:** from 2.300,00 kr.



## MOTOR CABLE 1.0M LINAK

Connection cable between motor and control box.  
Max 1000v. Commoditycode 85444290

Weight 0,3 kg  
Dimensions 20 × 20 × 2 mm

[Læs blot](#)

**SKU:** CAB0617102-1000

**Price:** from 34,00 kr.



## LA31 250MM 12V LINAK ACTUATOR

2.500N. Stroke length 250mm. It is convertible with  
control box CBD4, CBD5 and CBD6

Weight 3 kg  
Dimensions 13 × 50 × 15 mm

[Læs blot](#)

**SKU:** J21182

**Price:** from 2.259,95 kr.



## LA31 450MM 12V LINAK ACTUATOR LEG

1.500N. Stroke length 450mm. It is convertible with control box CBD4, CBD5 and CBD6

Weight 3 kg  
Dimensions 13 × 50 × 15 mm

[Læs blot](#)

**SKU:** 313290-01

**Price:** from 910,00 kr.



## LA31 300MM 12V LINAK ACTUATOR

2.500N. Stroke length 300mm. It is convertible with control box CBD4, CBD5 and CBD6

Weight 3 kg  
Dimensions 13 × 50 × 15 mm

[Læs blot](#)

**SKU:** 31720H-1130050S.

**Price:** from 916,00 kr.



## LA31 400MM 12V LINAK ACTUATOR VIP

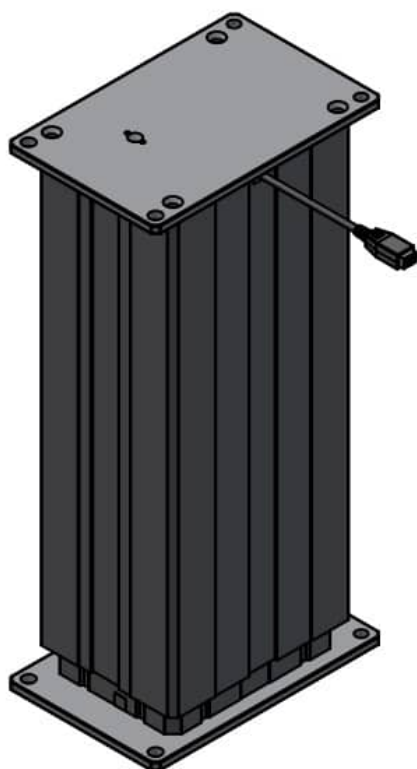
3.500N. Stroke length 400mm. It is convertible with control box CBD4, CBD5 and CBD6

Weight 3 kg  
Dimensions 13 × 50 × 15 mm

[Læs blot](#)

**SKU:** 311782-00

**Price:** from 910,00 kr.



## DL20370-00 LINAK ACTUATOR DL27XCA00350505

DL2 column for reverse mounting. Programmable upside down actuator. 350mm stroke. Built-in dimensions of 505mm. 2,500N

Weight 10 kg  
Dimensions 16 × 25 × 51 mm

[Læs blot](#)

**SKU:** DL20370-00

**Price:** from 3.350,00 kr.



## LINAK BLUETOOTH DONGLE

For mounting on control box if bluetooth remote control is required. Fits wire lock remote control type BP 10 TV.

[Læs bløð](#)

**SKU:** BLE2LIN002

**Price:** from 112,00 kr.

# TENTE WHEELS



## Ø150 - SWIVEL PNP (SOFT WHEEL) - TENTE 2477

- Center mounted wheel Ø11 w/brakes
- Soft wheel track 75 shore A
- Max 75 kg at 3/kmt
- Build height 185 mm

Dimensions 150 × 150 × 185 mm

[Læs bløf](#)

**SKU:** 9099300015

**Price:** from 300,00 kr.



## Ø150 - SWIVEL PNP W/BRAKES (SOFT WHEELS) - TENTE 2470

- Center mounted wheel Ø11
- Soft wheel track 75 shore A
- Max 75 kg at 3/kmt
- Build height 185 mm

Weight 1 kg  
Dimensions 150 × 150 × 185 mm

[Læs bløf](#)

**SKU:** 9099300018

**Price:** from 340,00 kr.



## TENT WHEELS Ø160 W/BRAKES 3477UFP160P63


Alpa wheel Ø160 mounted on mounting plate.  
Swivel wheel with total brake and wire cap.  
Soft wheel tread of 63 Shore A.  
Suitable for trolleys in industry, catering and cleaning where no spillage is allowed.  
Silver gray wheels (Ral 7001).  
Center hole spacing 80x105 mm.  
Wheel track width 46...

Weight 2,6 kg  
Dimensions 13,7 × 10,5 × 20 mm

[Læs bløf](#)

**SKU:** 00005505

**Price:** from 374,00 kr.



## TENTE WHEELS Ø50 W/BRAKE 2475PI050P30-11 CENTER MOUNTED

- Swivel appliance wheel with brake.  
- Center mount with Ø11 hole.  
- Max load at 3 km/h 40kg. Max load static 80kg.  
Build height 69mm  
- test - written Rackbeat after changing the text in woocommerce

Weight 0,2 kg  
Dimensions 70 × 50 × 70 mm

[Læs bløf](#)

**SKU:** 00003896

**Price:** from 44,86 kr.



## TENT WHEELS Ø100 UER 100X34-Ø12 - LOOSE

- Loose wheel from Tente Ø100 - Elastech.
- Soft wheel track 63 Shore A.
- Wheel track width 34 mm. Hub width 44.4 mm.
- Max 160 kg at 4 km/h. Static 320 kg.
- For Ø12 axle bolt - option for Ø8 bushing.

[Læs blø](#)

**SKU:** 00030961

**Price:** from 68,00 kr.



## TENT WHEELS Ø200 FIXED 3478UFP200P63

- Alpa wheel Ø200 mounted on mounting plate.
- Fixed wheel without brakes - gray
- Soft wheel tread of 63 Shore A.
- Suitable for trolleys in industry, catering and cleaning where no spillage is allowed.
- Center hole spacing 80x105 mm.
- Wheel track width 46 mm.
- Installation height 240...

Weight 2,32 kg  
Dimensions 137 × 115 × 240 mm

[Læs blø](#)

**SKU:** 990000854

**Price:** from 294,00 kr.



## TENTE WHEELS Ø200 W/BRAKES 3470UFP200P63

- Alpa wheel Ø200 mounted on mounting plate
- Swivel wheel without brake.
- Soft wheel tread of 63 Shore A.
- Suitable for trolleys in industry, catering and cleaning where no spillage is allowed.
- Silver gray wheels (Ral 7001).
- Center hole spacing 80x105 mm.
- Wheel track width 46 mm....

Weight 2,71 kg  
Dimensions 137 × 105 × 240 mm

[Læs blø](#)

**SKU:** 990005972

**Price:** from 350,00 kr.



## TENT WHEELS Ø160 W/BRAKES 3470UFP160P63

- Alpa castors Ø160 mounted on mounting plate - with wire cap.
- Swivel wheel without brake.
- Soft wheel tread of 63 Shore A.
- Suitable for trolleys in industry, catering and cleaning where no spillage is allowed.
- Silver gray wheels (Ral 7001).
- Center hole spacing 80x105 mm.
- Wheel track width 46...


Weight 2,24 kg  
Dimensions 13,7 × 10,5 × 20 mm

[Læs blø](#)

**SKU:** 00005604

**Price:** from 310,00 kr.

# ACCESSORIES FOR HEIGHT ADJUSTABLE TABLE



## TOOL BOARD 480X670 MM R7024

Weight 1,2 kg  
Dimensions 20 × 640 × 480 mm

[Læs bløf](#)

**SKU:** 0202000002

**Price:** from 295,00 kr.



## PICKING BOX 250X148X130 (DXWXH) GRAY

Stackable modular box that can also be hung on cross profile

Width 148 mm

Depth 250 mm

Height 130 mm


Available in blue, gray and red

Weight 0,2 kg  
Dimensions 250 × 148 × 130 mm

[Læs bløf](#)

**SKU:** 0202000013

**Price:** from 38,00 kr.




## SUSPENSION RAIL 900 MM R7004

Dimensions 20 × 900 × 80 mm

[Læs bløf](#)

**SKU:** 0202000007

**Price:** from 103,00 kr.



## STEEL SHELF GRAY R7004 900X210 MM WITH END PLATES

Fits rear column system with cc distance 670 mm  
Plate width 645 x 210 mm. Max capacity is 50 kg.  
Supplied with 2 brackets for mounting on rear  
columns.

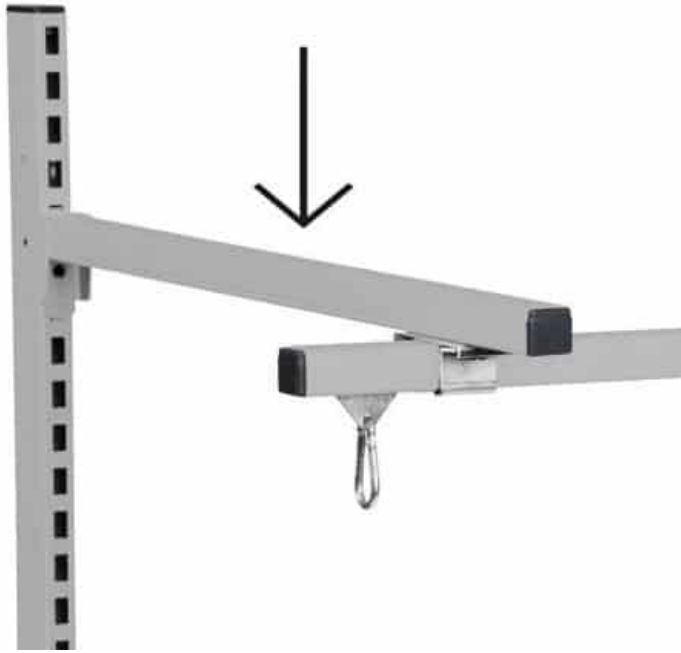
The shelf can be mounted obliquely or horizontally  
and is reversible according to whether a front or  
rear edge is required

Dimensions 210 × 90 × 20 mm

[Læs bløf](#)

**SKU:** 0202000044

**Price:** from 274,40 kr.



## SUSPENSION ARM 700 MM R7004

Dimensions 700 × 30 × 30 mm

[Læs bløf](#)

**SKU:** 0202000009

**Price:** from 106,00 kr.



## KEYBOARD AND MONITOR HOLDER WITH ARM - FOR BACK COLUMN

Flexible arm for mounting on back column.  
Possibility to mount monitor and place keyboard.  
Plate for mouse included.

Max load 15 kg

Arm length 570 mm


Weight 5 kg

[Læs bløf](#)

**SKU:** 0202000012

**Price:** from 1.920,80 kr.

## TOOL BOARD HOOK SET 24 PIECES



Fits perforated sheet with 9x9 mm holes cc 38 mm.

The kit includes the following

- 5 pcs Single suspension hook  $\text{\O}5 \times 38$  mm
- 2 pcs Single suspension hook  $\text{\O}6 \times 200$  mm
- 6 pcs Double suspension hook  $\text{\O}5, 38 \times 11$  mm
- 2 pcs Double suspension hook  $\text{\O}5, 64 \times 11$  mm
- 2 pcs Hanger hook  $\text{\O}5, 44 \times 23$  mm
- 3 pcs...

[Læs blø](#)

**SKU:** 0202000010

**Price:** from 470,40 kr.



## BALANCE BLOCK FOR C- PROFILE 0.6-1.5 KG

Balance block with carabiner.

For mounting in C-profile above workbench.  
It comes with 2 meters of line.


Weight	0,2 kg
Dimensions	6 x 2,2 x 2,2 mm

[Læs blø](#)

**SKU:** 0202000047

**Price:** from 492,80 kr.

## STEEL SHELF GRAY R7004 670X210 MM WITH END PLATES



Fits rear column system with cc distance 670 mm  
Plate width 645 x 210 mm. Max capacity is 50 kg.  
Supplied with 2 brackets for mounting on rear  
columns.

The shelf can be mounted obliquely or horizontally  
and is reversible according to whether a front or  
rear edge is required

Dimensions 210 × 645 × 20 mm


[Læs bløf](#)

**SKU:** 0202000043

**Price:** from 224,00 kr.

---

## MONITOR HOLDER WITH ARM - FOR BACK COLUMN



- Flexible arm for mounting on rear column
- Possibility to mount screen or similar
- Hole spacing 100x100 & 75x75 mm
- Arm length 570 mm-
- Possibility to tilt screen

Weight 5 kg  
Dimensions 70 × 360 × 110 mm

[Læs bløf](#)

**SKU:** 0202000076

**Price:** from 1.120,00 kr.



## KEYBOARD HOLDER WITH ARM - FOR BACK COLUMN

Keyboard plate mounted on swivel arm. With mouse pad that can be mounted on either the left or right side.

[Læs blot](#)

**SKU:** 0202000011

**Price:** from 1.831,20 kr.



## HINGE LOCK - TONGUE 45X16X8 MM

- Locking hasp for mounting on the inside of enclosures  
- 45 mm long. 19 mm wide. 8 mm thick

Weight 0,2 kg  
Dimensions 8 × 45 × 19 mm

[Læs blot](#)

**SKU:** 2001000075

**Price:** from 13,30 kr.



## RUBBER STOPPER - Ø22X7 - BLACK


- Black rubber plug for Ø22 holes
- Outer diameter Ø28
- Height 7 mm

Weight 0,02 kg  
Dimensions 7 × 28 × 28 mm

[Læs blot](#)

**SKU:** 2001000078

**Price:** from 6,66 kr.



## SUSPENSION RAIL 670 MM R7004

Dimensions 20 × 670 × 80 mm

[Læs blot](#)

**SKU:** 0202000008

**Price:** from 83,00 kr.



## BACK BAR GRAY - 1446X25X50X2 MM R7004

- Profile tube 50x25 with holes for shelf supports.
- Note price is for 1 piece

Weight 2,4 kg  
Dimensions 50 × 25 × 1460 mm

[Læs bløß](#)

**SKU:** 0202006003-1

**Price:** from 296,80 kr.



## CAT FOR C-PROFILE 22MM - DOUBLE WHEEL

- Castors for over table rail
- For mounting in open C-profile 30x30
- With hook


Weight 0,2 kg  
Dimensions 100 × 22 × 100 mm

[Læs bløß](#)

**SKU:** 2001000006

**Price:** from 165,80 kr.

## STEEL SHELF 900X300 MM R7004



- Fits rear pillar system with cc distance 900 mm.
- Plate size 875 x 300 mm. Max capacity is 50 kg.
- Comes with 2 brackets for mounting on rear pillars.
- The shelf can be mounted obliquely or horizontally and is reversible according to whether you want a front or rear edge

Weight 2 kg  
Dimensions 300 x 875 x 20 mm

[Læs blø](#)

**SKU:** 0202000005

**Price:** from 290,00 kr.

---

## CAT FOR C-PROFILE 22MM - SINGLE WHEEL



Weight 0,2 kg  
Dimensions 6 x 2,2 x 2,2 mm

[Læs blø](#)

**SKU:** 2001000005

**Price:** from 135,00 kr.


## STEEL SHELF 670X300 MM R7004

Dimensions 300 × 645 × 20 mm

[Læs bløf](#)

**SKU:** 0202000004

**Price:** from 235,00 kr.



## MOUNTING KIT M8 W/SPRING FOR REAR COLUMN

Bolt set for mounting rear columns on garden/lower table. For easier mounting of the vertical column to the horizontal rails under the table.


Contains 2 M8 bolts with spring, washer and threaded plate (nut). One set is needed per rear column


Weight 0,08 kg

[Læs bløf](#)

**SKU:** 2001000004

**Price:** from 39,20 kr.





## TOOL BOARD 480X900 MM R7024

Sono Art. no.: 634486

Weight 1,5 kg  
Dimensions 870 × 480 × 20 mm

[Læs bløß](#)

**SKU:** 0202000003

**Price:** from 375,00 kr.



## MOUNTING BRACKET - SUSPENSION ARM FOR C- PROFILE

Weight 0,2 kg  
Dimensions 70 × 70 × 40 mm

[Læs bløß](#)

**SKU:** 2001000003

**Price:** from 49,00 kr.



## CLIP HOLDER FOR PAPER - FOR WHITEBOARD

- Document clamp for mounting on tool board with  
Ø9 holes - center distance 38 mm

Weight 0,3 kg  
Dimensions 35 × 60 × 100 mm

[Læs blot](#)

**SKU:** 0202000055

**Price:** from 64,00 kr.



## FOLDER HOLDER - 320X145X250 MM GRAY R7004

Shelf for mounting on back columns. Movable when  
mounted on back pillars.

[Læs blot](#)

**SKU:** 0202000046

**Price:** from 347,20 kr.



## PICKING BOX 300X115X100 (DXWXH) BLUE

Stackable modular box that can also be hung on cross profile

Width 115 mm

Depth 300 mm

Height 100 mm

Available in blue, gray and red

Weight 0,2 kg

Dimensions 300 × 115 × 100 mm

[Læs blot](#)

**SKU:** 0202000019

**Price:** from 50,40 kr.



## PEN HOLDER - SET

- 3 round holders for pens and similar

- 1 Ø37 tube

- 2 Ø25 tubes

- Height 75 mm

[Læs blot](#)

**SKU:** 0202000052

**Price:** from 35,00 kr.



## PICKING BOX 300X230X150 (DXWXH) GRAY

Stackable modular box that can also be hung on cross profile

Width 230 mm

Depth 300 mm

Height 150 mm

Available in blue, gray and red

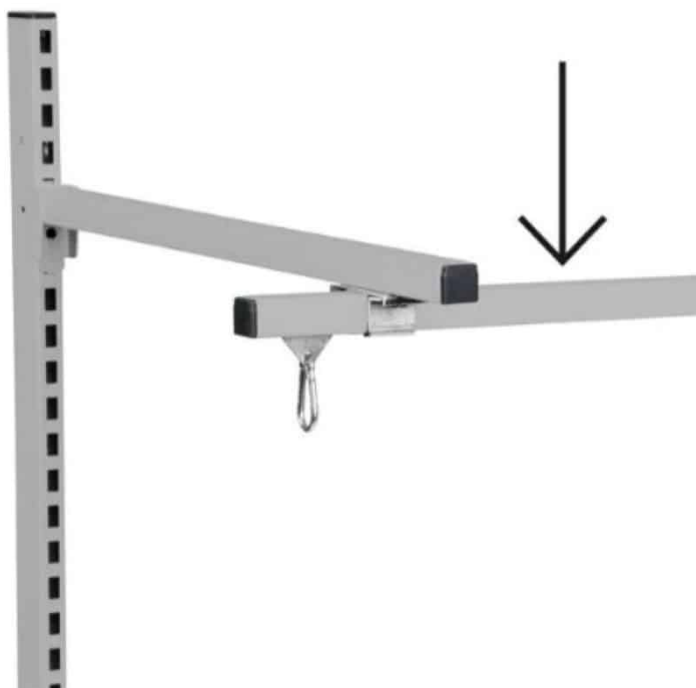
Weight 0,2 kg

Dimensions 300 × 230 × 150 mm

[Læs blot](#)

**SKU:** 0202000014

**Price:** from 78,00 kr.



## C-PROFILE RAIL SUSPENSION RAIL 1990 MM R7004

Rail profile for mounting above workbench. For mounting trolleys, lights etc.

Dimensions 1990 × 30 × 30 mm

[Læs blot](#)

**SKU:** 0202000045

**Price:** from 257,60 kr.

# STAINLESS STEEL



## STAINLESS STEEL HEIGHT ADJUSTABLE TABLE ON CASTORS - 1500X600 MM - ERG-O-LET 312 - IPX6

Sizes	1500x600x700-1000mm
approx. weight	75kg
Lifting capacity	275kg
Wheels	Ø125
Suitable for the food industry	✓

[Læs blø](#)

**SKU:** 0101312002

**Price:** from 28.950,00 kr.



## STAINLESS STEEL HEIGHT ADJUSTABLE TABLE - ERG- O-LET 310 - 1600X700 MM

Sizes	1600x700x720-1170mm
approx. weight	130kg
Table top	16mm PA plate with 3mm stainless steel plate
Shelf plate	16mm PA plate with 3mm stainless steel plate
Lifting columns	2pcs LA31 - 450 slg.
Lifting capacity	400kg
Wheels	4 TENTE 75 swivels 2 with brake, 2 without brake

[Læs blø](#)

**SKU:** 0102003008

**Price:** from 37.850,00 kr.



## STAINLESS STEEL WASTE RACK

Minimum order of 25 pieces.

Sizes 440x420x630-900mm  
approx. weight  
Wheels 4pcs Ø75 w/brakes

[Læs blot](#)

**SKU:** 1804099075

**Price:** from 1.950,00 kr.



## STAINLESS EAR TAG TROLLEY - 1050X600X900MM

Compact and functional stainless steel ear tag cart - designed for sorting, ear tagging, transportation of components. The robust, hygienic construction ensures long life and easy cleaning in demanding environments.

Sizes 1050x600x900mm  
approx. weight 55kg  
Maximum Load 300kg  
Wheels Ø160  
Suitable for the food industry ✓

[Læs blot](#)

**SKU:** 086R13-A

**Price:** from 16.950,00 kr.



## STAINLESS STEEL LIFTING TABLE - 500X600 MM

Compact lifting table - 500x600 mm with electric height adjustment. Ideal as a work table or "toilet table", with robust construction and precise height adjustment in production and assembly.

Sizes	
approx. weight	42kg
Lifting capacity	200kg
Lifting columns	1 DL2 - 500 pcs.
Wheels	Ø100

[Læs bløð](#)

**SKU:** N/A



## LIFTING PLATFORM - LIFT-O-LET 390 | ROBUST & ERGONOMIC

Efficient lifting platform with 200 kg capacity, adjustable height (120-480 mm) and mobile 55 kg construction. Optimizes ergonomics and workflow.

Sizes	1200x800x120-480mm
approx. weight	55kg
Lifting capacity	200kg

[Læs bløð](#)

**SKU:** N/A



## STAINLESS STEEL HEIGHT- ADJUSTABLE MONITOR HOLDER - CEILING MOUNTING

Sizes

1570 – 2070mm

Lifting capacity

100 kg

Operation

Bluetooth remote control

[Læs mere](#)

**SKU:** N/A



## SPECIAL PRODUCTS

## ROLLSTAND FLEX

[Læs bløf](#)

**SKU:** S110200-1



## ERG-O-LIFT 300 - FLEX

- Size: 1180-1880x770 mm
- Table top: 15 mm birch plywood film/film
- Front edge: 30 mm above table top (for 15 mm table top)
- Length adjustable using lockable positioning bolts
- Intervals of 50 mm
- Start height: 850 mm
- Max height: 1350 mm
- Lift capacity: 200 kg.
- Lift columns: 2 pcs DL 2 - 500...

Sizes	1180x1880x760mm
approx. weight	50kg
Maximum Load	200kg
Table top	15 mm birch plywood film/film
Wheels	Ø100
Maksimal vippekapacitet	200 kg
Vip funktion	up to 80°

[Læs bløf](#)

**SKU:** EOL300-FLEX



## PICKING TROLLEY WITH HEIGHT ADJUSTMENT - 950X500X1300 MM

Ergonomic picking trolley with height adjustment - 950x500x1300 mm, suitable for efficient picking and logistics work. The trolley weighs 26 kg, has a maximum load of 75 kg and is equipped with TENTE wheels Ø100 for a stable and smooth ride.

Sizes	950x500x1300mm
approx. weight	26kg
Maximum Load	75kg
Tray	300x400x200mm
Wheels	Ø100

[Læs blot](#)

**SKU:** 0309003003

**Price:** from 11.445,00 kr.



## PACKING STATION - 500X500MM

Compact packing station - 500x500 mm with strong steel construction, 18 kg weight and load up to 50 kg. Height and rotation adjustable work surface with spring solution and TENTE wheels Ø75 - perfect for assembly, packing and logistics.

Sizes	500x500mm
approx. weight	18kg
Maximum Load	50kg
Height adjustable	
Rotation Adjustable	
Wheels	Ø75

[Læs blot](#)

**SKU:** 308680035



## DOUBLE CABINET WITH HINGED DOORS

[Læs mere](#)

SKU: N/A



## 1-STEP STEPLADDER WITH HANGER HANDLE

1-step stepladder with hanger handle

Product specifications:

- Dimensions: Adapted for easy access and usability in professional environments.
- Shackle handle: Integrated design for extra support and safety during use.
- Robust construction: Designed to ensure reliable support for daily...

[Læs mere](#)

SKU: N/A



## STAND FOR RETRACTOR

Sizes	800x800x1150mm
approx. weight	52 kg
Maximum Load	300kg
Wheels	Ø250 PVR

[Læs blot](#)


**SKU:** 1804010001



## STAIR MODULE / LADDER KIEFEL KMD

[Læs blot](#)

**SKU:** N/A



## UNWINDER FRAME

[Læs blot](#)

SKU: N/A



## PANEL LIFT - 2100X1850MM - ERG-O-LIFT 300

Panel lift - 2100x1850 mm - Erg-O-Lift 300. Electric height-adjustable lifting solution designed for efficient and ergonomic handling of whiteboards and control panels. Robust construction with capacity for precise assembly.

Sizes	2100x1850mm
Lifting capacity	350kg
Stroke length	500mm
Wheels	Ø125

[Læs blot](#)

SKU: N/A



## TOOL TROLLEY WITH LIFTING BENCH - 1000X750X975-1675MM

Raised tool trolley made of stainless steel with roller rails and plastic table top. Designed for demanding and hygiene-sensitive environments where precision, cleanability and flexibility are essential.

Sizes	1000x750x975-1675mm
approx. weight	225kg
Lifting capacity	1000kg
Wheels	Extra strong
Battery pack	with controls
Table top	50 mm PE-HD sheet, with tool slots.

Roller rails	
Electric propulsion	X

[Læs bloß](#)

**SKU:** S110200-1-1



## STAINLESS EAR TAG TROLLEY - 1050X600X900MM

Compact and functional stainless steel ear tag cart - designed for sorting, ear tagging, transportation of components. The robust, hygienic construction ensures long life and easy cleaning in demanding environments.

Sizes	1050x600x900mm
approx. weight	55kg
Maximum Load	300kg
Wheels	Ø160
Suitable for the food industry	✓

[Læs bloß](#)

**SKU:** 086R13-A

**Price:** from 16.950,00 kr.



## STAINLESS STEEL HEIGHT- ADJUSTABLE MONITOR HOLDER - CEILING MOUNTING

Sizes

1570 – 2070mm

Lifting capacity

100 kg

Operation

Bluetooth remote control

[Læs mere](#)

**SKU:** N/A

# ESD PRODUCTS

## SIT-TO-STAND TABLE WITH TILT FUNCTION - ERG-O- LIFT 300 - MODEL 1



Height adjustable table with tilt function. Height 780-1280 mm, tilt up to 80°, lifting capacity 400 kg and weight 125 kg. 15 mm birch plywood (film/film) and Bluetooth operation. Ideal tilting table/assembly table in production.

Sizes	1600x800mm, 1800x800mm, 2000x800mm
approx. weight	125kg
Lifting capacity	400kg
Table top	15 mm birch plywood film/film
Maksimal vippekapacitet	200 kg. per tilt actuator
Vip funktion	up to 80°
Lifting columns	2 DL2 – 500 slg (raise/lower), 2 LA31 – 400 slg.
Front edge	50 mm above frame – bolted
Operation	Phase-mounted and handheld bluetooth operation

[Læs blø](#)

**SKU:** 0104300002

## HEIGHT ADJUSTABLE TABLE - 1200X600MM - DUO-LET 3070



Height adjustable table - 1200x600 mm. Compact and ergonomic workbench with electric height adjustment. Solid steel construction with 2 DL6 lifting columns, 200 kg lifting capacity and weight 60 kg. Ideal as a workstation in assembly, workshop and production.

Sizes	1200x600mm
approx. weight	60kg
Lifting capacity	200kg
Lifting columns	2 pcs DL6 – 650 slg.

[Læs blø](#)

**SKU:** N/A



## HEIGHT ADJUSTABLE TABLE WITH TILT FUNCTION - ERG- O-LET 312 - 1000X600MM

Sizes	1000x600x935-1385mm
approx. weight	55kg
Lifting capacity	200kg
Table top	15 mm birch plywood film/foil
Vip function	up to 80°
Front edge	150 mm above the worktop
Maksimal vippekapaцитet	200 kg. per tilt actuator

[Læs bløß](#)

**SKU:** 0102312002



## ERGONOMIC LIFT TABLE ERG-O-LIFT 300 SINGLE | ELECTRIC ASSEMBLY TABLE

Ergonomic lifting table with 300 kg capacity and electric height adjustment. Ideal for assembly and production. Get a quote for ERGO-Lift 300 Single!

Sizes	600/1200x600x800 mm
approx. weight	70kg
Lifting capacity	200kg
Table top	16 mm MDF with grooved rubber mat glued on - 1 piece 600x600 mm, 2 pieces 600x300 mm
Foldable	pages
Battery pack	Included
Lifting columns	1 DL2 - 500 pcs.
Wheels	Ø100

[Læs bløß](#)

**SKU:** 102300002



## HEIGHT ADJUSTABLE TABLE WITH TILT FUNCTION - 2100X1000 MM - ERG-O- LIFT 300

This height adjustable table with tilt function in size 2100x1000 mm is a powerful, ergonomic workstation designed for heavy industrial processes, assembly, production and workshop tasks. The table is built to optimize the working environment and reduce physical strain - even when handling heavy...

Sizes	2100x1000x700-1000mm
approx. weight	150kg
Lifting capacity	400kg
Table top	15 mm birch plywood film/film
Vip function	2 separate tilt functions
Maksimal vippekapacitet	200 kg. per tilt actuator

[Læs blot](#)

**SKU:** N/A



## ERG-O-LIFT 300 - DUAL VIP

- Size: 2500x1000 mm
- Table top: 15 mm two-piece carriage base plate
- Lifter columns: 2 pcs DL2 - 500 slg.
- Tilt actuators: 4 pcs. LA31 - 400 slg.
- Lift capacity: 400 kg.
- Possibility to tilt both sides of the table parrally or separately
- Extension frame with rear column system -
- 3 rear...

Sizes	2500x1000mm
approx. weight	180kg
Lifting capacity	400kg
Table top	15 mm birch plywood film/film
Lifting columns	2 pcs DL2 - 500 slg. 4 pcs LA31 - 400 slg.
Maksimal vippekapacitet	400 kg

[Læs blot](#)

**SKU:** EOL300-DV



## ERG-O-LIFT 300 - FLEX

- Size: 1180-1880x770 mm
- Table top: 15 mm birch plywood film/film
- Front edge: 30 mm above table top (for 15 mm table top)
- Length adjustable using lockable positioning bolts
- Intervals of 50 mm
- Start height: 850 mm
- Max height: 1350 mm
- Lift capacity: 200 kg.
- Lift columns: 2 pcs DL 2 - 500...

Sizes	1180x1880x760mm
approx. weight	50kg
Maximum Load	200kg
Table top	15 mm birch plywood film/film
Wheels	Ø100
Maksimal vippekapacitet	200 kg
Vip funktion	up to 80°

[Læs bloß](#)

**SKU:** EOL300-FLEX

## HEIGHT ADJUSTABLE TABLE WITH WHEELS - 2400X750 MM - ERG-O-LET 310



Height adjustable table with wheels - 2400x750 mm. Ergonomic workbench with electric height adjustment, heavy-duty steel construction and Ø100 wheels for flexible mobility. Prepared for sheet metal assembly, lifting capacity 400 kg and weight 80 kg. Ideal as a workstation in assembly and...

Sizes	2400x750mm
approx. weight	80kg
Maximum Load	400kg
Actuator	2pcs LA 31 - 450 slg.
Prepared for	Sheet metal assembly
Wheels	Ø100

[Læs bloß](#)

**SKU:** N/A



## PACKING TABLE ON WHEELS - FLEXIBLE AND ROBUST WORK TABLE

Flexible packing table on wheels - robust work and assembly table for packing, logistics and production. Available in any RAL color and custom dimensions.

Sizes	2000x750x700mm
approx. weight	55kg
Table top	15 mm birch plywood film/film
Wheels	Ø100

[Læs bløf](#)

**SKU:** S110509



## LIFTING TABLE - 1100X600 MM

Robust lifting table - 1100x600 mm with electric raise/lower function. With a weight of 25 kg and lifting capacity of 50 kg, with Ø75 wheels and 10 mm compact laminate tabletop - ideal for medical and industrial applications.

Sizes	1100x600mm
approx. weight	25kg
Lifting capacity	50kg
Battery pack	with controls
Table top	10mm compact laminate
Wheels	Ø75

[Læs bløf](#)

**SKU:** N/A



## LIFT TABLE WITH TILT - LIFT-O-LET 120 SPECIAL | ERGONOMICS & ADJUSTABLE DESIGN

Lift-O-Let 120 Special with tilt and lift function, 120 kg capacity. Optimize working height and ergonomics. Get a non-binding offer!

Sizes	1200x800mm
approx. weight	40kg
Lifting capacity	120kg
Table top	15 mm birch plywood film/film

[Læs blot](#)

**SKU:** N/A

# UNDEFINED-EN



## HAND GRIP M8X30 BLACK


Black thumbscrew with thread. Diameter of handle 40mm.

Dimensions 17 × 40 × 40 mm

[Læs blot](#)

**SKU:** 83D40M 8x30/20 1

**Price:** from 5,00 kr.



## 80X6 FLAT STEEL S275JR


Flat steel in 6 meter length. Weight 3.77 kg per meter. Untreated.

Weight 1,41 kg  
Dimensions 100 × 8 × 0,6 mm

[Læs blot](#)

**SKU:** 347959

**Price:** from 47,90 kr.



## B100000 WORKTOP 1600X800X24 LIGHT GRAY

Worktop in light gray - 24mm. Laminated board with MDF or particleboard core. ABS rubber edge in light gray

Dimensions 80 × 160 × 1,6 mm

[Læs bløf](#)

**SKU:** B100000 bordplade

**Price:** from 2.778,00 kr.



## POSITIONING BOLT WITHOUT STOP M12X1.5 THREAD

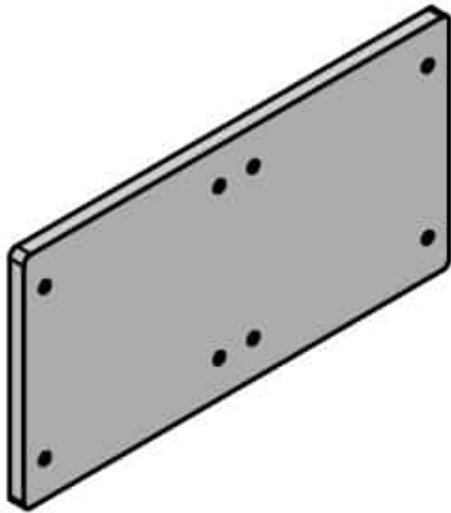
M12x1.5 thread. Black handle. Total height 61mm. Mandrel Ø6. Length of mandrel 6mm. Thread length 20mm.

Weight 0,15 kg  
Dimensions 2 × 2 × 6,1 mm

[Læs bløf](#)

**SKU:** MT107850

**Price:** from 66,22 kr.



## PLATE 20MM 600X310MM


Plate with 8 M12 holes for Rollstand 1150

Weight 1,5 kg  
Dimensions 2 × 31 × 60 mm

[Læs blø](#)

**SKU:** 3086800030-6

**Price:** from 1.340,00 kr.




## SWIVEL HEAD M10X60 D10 B10

Weight 0,2 kg  
Dimensions 6 × 2 × 2 mm

[Læs blø](#)

**SKU:** 4,05925E+12

**Price:** from 58,06 kr.



## 50X30X2 SQUARE TUBE PRECISION STEEL TUBE

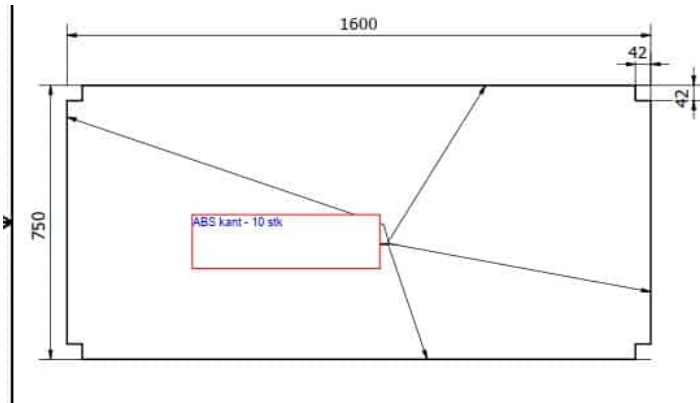
Rectangular steel tubes in 2mm material. Material S235JR. Precision steel before electric welded. Standard EN10305-5

Weight 2,38 kg  
Dimensions 100 × 5 × 3 mm

[Læs bløð](#)

**SKU:** 349664

**Price:** from 43,18 kr.



## B100000 BOTTOM SHELF 1600X750X18

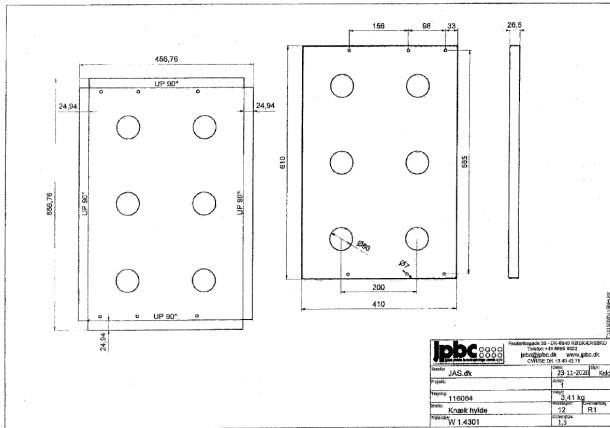
Shelf in light gray. Laminated board with MDF or chipboard core. ABS rubber edge - light gray

Dimensions 75 × 160 × 1,6 mm

[Læs bløð](#)

**SKU:** B100000-underhylde

**Price:** from 2.450,00 kr.



## KNUCKLE SHELF STAINLESS STEEL 1.5MM LASER CUT

Laser cut according to drawing 2.

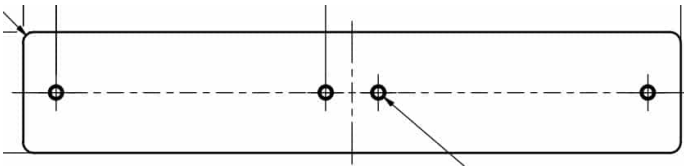
Dimensions  $10 \times 5 \times 2,5$  mm

Color

[Læs blø](#)

**SKU:** 116064

**Price:** from 600,50 kr.



## PLATE 20MM 600X110MM

Plate with 4 M12 holes for Rollstand 1150


Weight 1,2 kg

Dimensions  $2 \times 11 \times 60$  mm

[Læs blø](#)

**SKU:** 3086800030-7A


**Price:** from 734,00 kr.



## TEXTILE TROLLEY WITH FOLD-DOWN HANDLE

[Læs blot](#)

**SKU:** N/A




## ERG-O-LIFT 300 - TILT & CASTORS - 1800X1000 MM

- Size: 1800x1000 mm
- Table top: 15 mm birch plywood film/film
- Front edge: 50 mm above table top
- Lifting columns: 2 pcs DL2 - 500 slg.
- Vip actuator: 2 pcs. LA31 - 400 slg.
- Operation: DPF2 fixed & Bluetooth remote control
- Battery: BA001 - 2.15 Ah
- Wheels: Ø100 - swivel w/brakes

[Læs blot](#)

**SKU:** S110449

**Price:** from 19.500,00 kr.



## EDGE STRIP BLACK, CLAMPING WIDTH OF 1-2MM


Edge strip in black PVC. Suitable for protecting sharp edges on e.g. steel shelves and similar. Sold by measurements

Dimensions 1 × 1 × 1 mm

[Læs bløf](#)

**SKU:** MT101609

**Price:** from 21,30 kr.



## 30X6 FLAT STEEL S275JR

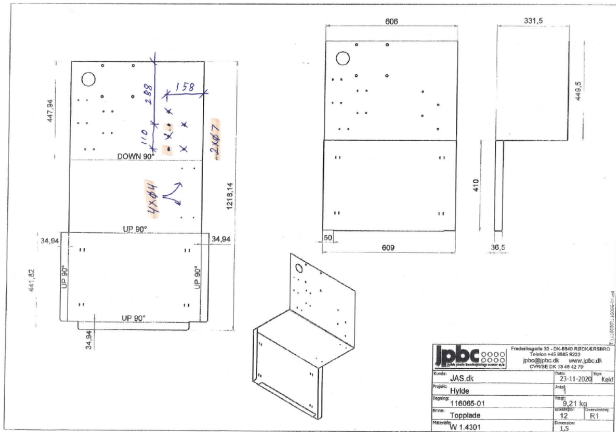
Flat steel in 6 meter length. Weight 1.41 kg per meter. Untreated.

Weight 1,41 kg  
Dimensions 100 × 3 × 0,6 mm

[Læs bløf](#)

**SKU:** 347862

**Price:** from 19,26 kr.



## TOP PLATE SHELF STAINLESS STEEL 1.5MM (CONSISTS OF 2 PARTS)

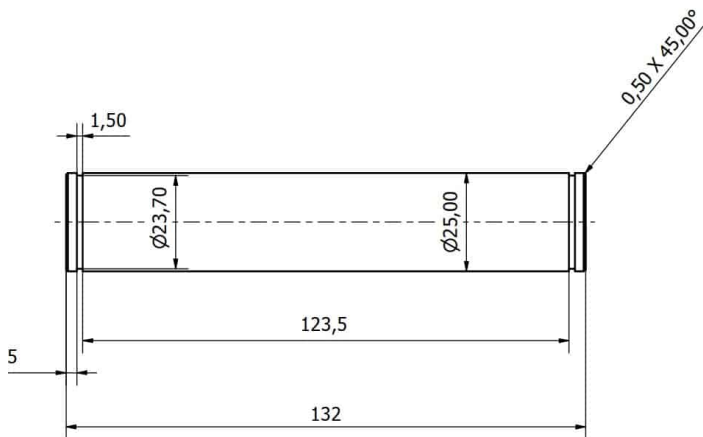
Laser cut according to drawing 6. Consists of 2 parts.

Dimensions 10 × 5 × 2,5 mm

[Læs blø](#)

SKU: 116065

Price: from 1.641,90 kr.



## SHAFT Ø25 X 132MM

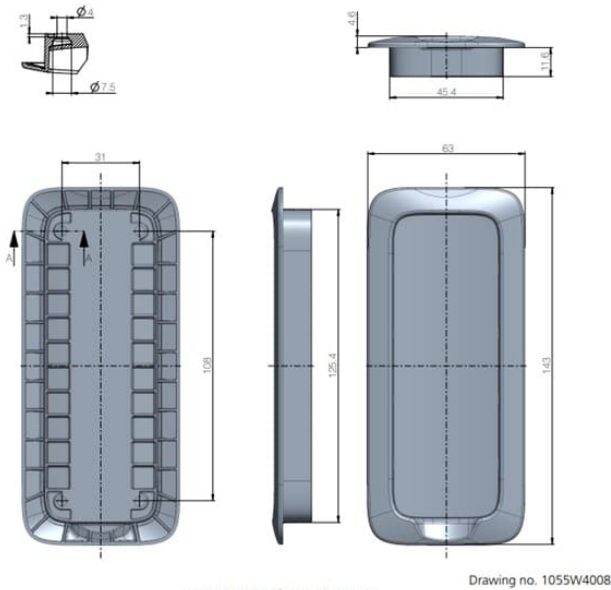
To Roll Stand

Weight 0,3 kg  
Dimensions 2,5 × 13,2 × 2,5 mm

[Læs blø](#)

SKU: 3086800031-5

Price: from 56,00 kr.



## MOUNTING PLATE FOR REMOTE CONTROL W/MAGNET LINAK

For use with remote control with magnet

Weight 0,1 kg  
Dimensions 1,2 × 5 × 14,3 mm

[Læs bløf](#)

**SKU:** MB001

**Price:** from 64,00 kr.

## PLATE IN 10MM. 103X270MM

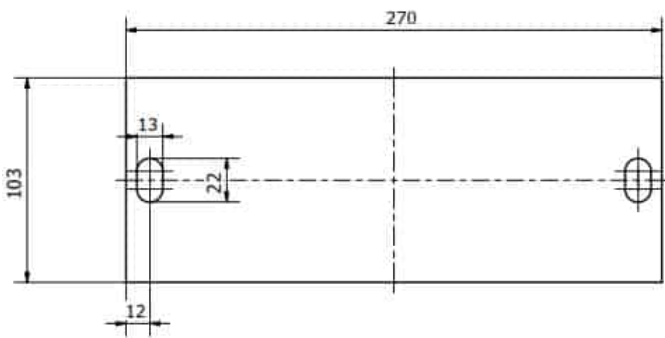
Console for Rollstand


Weight 0,8 kg  
Dimensions 27 × 10,3 × 1 mm

[Læs bløf](#)

**SKU:** 3086800031-3

**Price:** from 96,00 kr.





## TAPE / LINER STAND

[Læs bløf](#)

**SKU:** 2090000066

**Price:** from 2.342,00 kr.



## 50X50X1.5 SQUARE TUBE PRECISION STEEL TUBE DECAPPED


Retangular steel tubes in 1.5mm material. Material S235JR. Precision steel pipes electric welded. Standard EN10305-5. Available in 6 meter length

Weight	2,28 kg
Dimensions	100 × 5 × 5 mm

[Læs bløf](#)

**SKU:** JRKP506

**Price:** from 16,60 kr.



## BASE PLATE STAINLESS STEEL 1.5X606X856MM LASER CUT

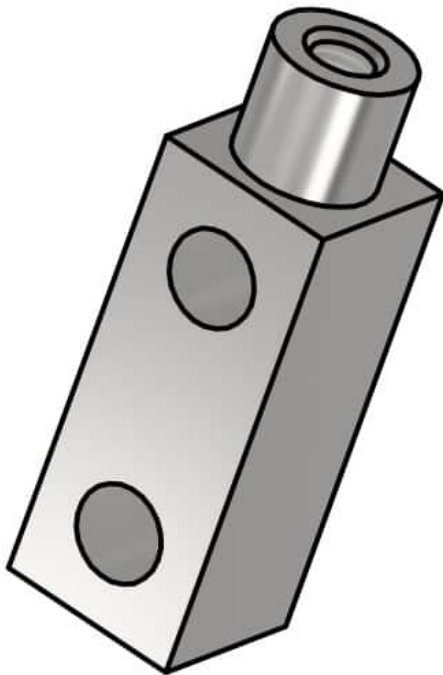
Laser cut according to drawing 1.

Dimensions 10 × 5 × 2,5 mm

[Læs bløf](#)

**SKU:** 116063

**Price:** from 472,70 kr.



## THREADED STUD 20X20MM M8 THREAD

To Roll Stand

Weight 0,4 kg  
Dimensions 2 × 2 × 6,3 mm

[Læs bløf](#)

**SKU:** 3086800031-4

**Price:** from 104,00 kr.



## DRAWER SECTION 3X100MM TOP HUNG

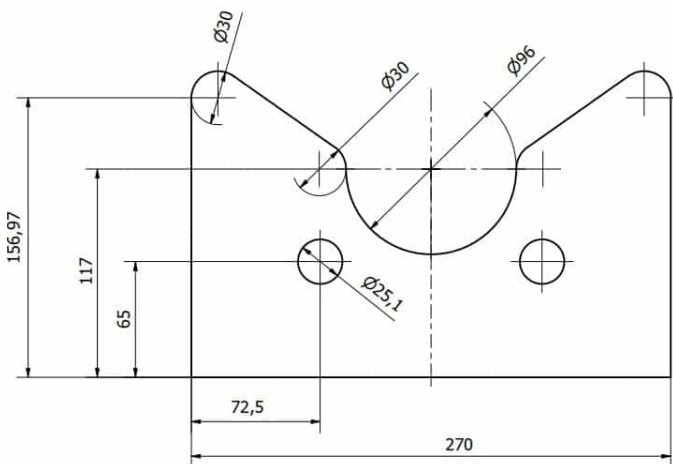
Drawers for workbench. For mounting under the table. Gray/blue color (Ral 7037 and Ral 5005). Width 385mm. Height 435mm. Depth 500mm.

Weight 19 kg  
Dimensions 500 × 385 × 435 mm

[Læs blø](#)

**SKU:** 184480408

**Price:** from 4.790,00 kr.



## CUT BRACKET PLATE IN 10MM

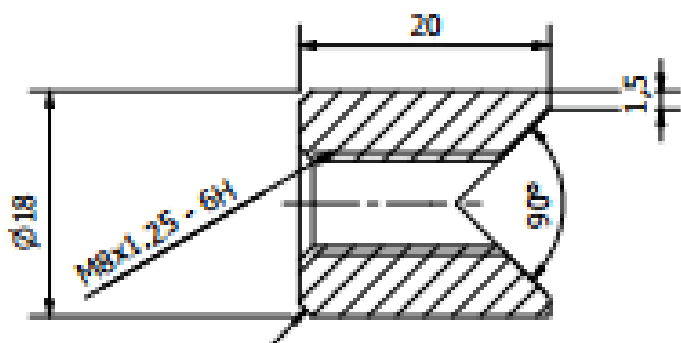
Console for Rollstand

Weight 1,5 kg  
Dimensions 1 × 27 × 18 mm

[Læs blø](#)

**SKU:** 3086800031-2

**Price:** from 138,00 kr.




## STAINLESS STEEL PLUG FOR TAPE/LINER STAND

Dimensions  $4 \times 2 \times 2$  mm

[Læs bløf](#)

**SKU:** B100000-Ø18X20 M8-90

**Price:** from 80,00 kr.



## REINFORCEMENT FOR POS STOP 5X20MM


Laser cut item for package stand - 30868000035

Dimensions  $59,5 \times 2 \times 0,5$  mm

[Læs bløf](#)

**SKU:** 3086800035-12

**Price:** from 27,50 kr.



## STAINLESS STEEL PROFILE GUIDE 1.5X25X50X100MM

Laser cut tube according to drawing 5. Unannealed.

Dimensions 10 × 5 × 2,5 mm

[Læs blot](#)

**SKU:** 116062

**Price:** from 70,00 kr.



## STAINLESS STEEL ROLLER TABLE WITH PUSH BAR - 600X400MM

Sizes 600x400mm

approx. weight 18kg

Maximum Load 200kg


Wheels Ø75

Suitable for the food  
industry

✓

[Læs blot](#)

**SKU:** N/A



## 20X3 FLAT STEEL S275JR


Untreated flat steel. Purchased in 6 meter lengths.

Weight 0,47 kg  
Dimensions 100 × 2 × 0,3 mm

[Læs bløð](#)

**SKU:** 347774

**Price:** from 7,60 kr.



## PLATE FOR TILT WITH HOLES 5MM

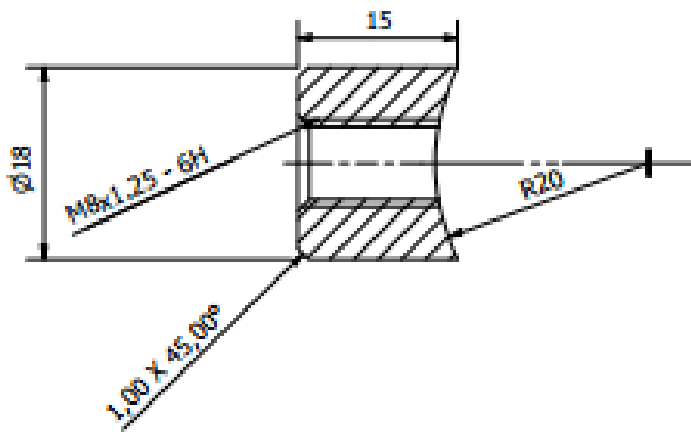
Laser cut item for package stand - 30868000035

Dimensions 7 × 14 × 0,5 mm

[Læs bløð](#)

**SKU:** 3086800035-11

**Price:** from 47,00 kr.



## STAINLESS STEEL PLUG FOR TAPE/LINER STAND


Price v/75 pcs Alternative supplier Timms

Weight 0,3 kg  
Dimensions 4 × 2 × 2 mm

[Læs bløf](#)

**SKU:** B100000-Ø18X15-M8-R2

**Price:** from 58,00 kr.



## PLATE FOR POSITION STOP

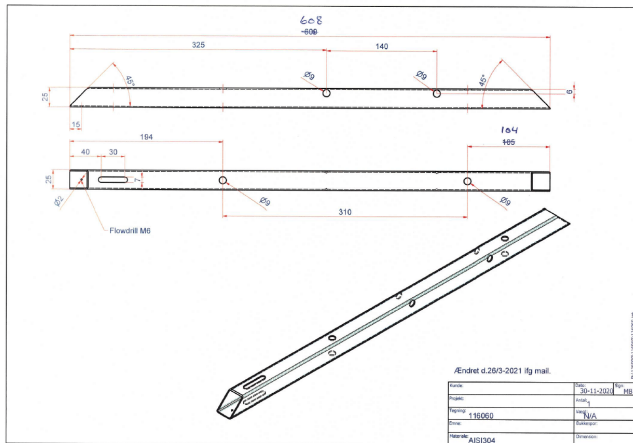
Laser cut part for package stand - 3086800035.  
5mm thick

Dimensions 13 × 13 × 0,5 mm

[Læs bløf](#)

**SKU:** 3086800035-10

**Price:** from 48,00 kr.



## STAINLESS STEEL PROFILE GUIDE 1.5X25X25X608MM

Laser cut tube according to drawing 3. Unannealed.

Dimensions  $60 \times 2,5 \times 2,5$  mm

[Læs bløf](#)

**SKU:** 116060

**Price:** from 180,00 kr.

## PLUG Ø36XM16-25 STEEL 235 OVERSIZE


Bushing Ø36 outside with 16mm thread inside.  
Note that this welding plug has an oversized thread,  
which is used when galvanizing finished items etc.

Weight 0,25 kg  
Dimensions  $25 \times 36 \times 36$  mm

[Læs bløf](#)

**SKU:** B100000-Ø36xM16-25 st\_6G

**Price:** from 74,50 kr.



## 40X20X1.5 SQUARE TUBE PRECISION STEEL TUBE


Welded precision steel tubes. Rectangular. Standard.  
EN 10305-3/5 E220, decapped

Weight 1,34 kg  
Dimensions 100 × 3 × 3 mm

[Læs mere](#)

**SKU:** 349657

**Price:** from 23,66 kr.



## 20X6 FLAT STEEL S275JR


Untreated flat steel. Purchased in 6 meter lengths.

Weight 0,94 kg  
Dimensions 100 × 2 × 0,6 mm

[Læs mere](#)

**SKU:** 347789

**Price:** from 14,56 kr.



## ROLLSTAND COMPLETE - 1350 MM CORE

[Læs blot](#)

**SKU:** 3086800019

**Price:** from 30.675,00 kr.



## CATAFALQUE APRON 2080X700


Black cloth sewn to measure. Sewn by Louise Sørensen (family with Jens Axel Sørensen)  
Dimensions sides: 2100x470 mm  
Dimensions ends: 710x470 mm  
(for catafalque with height of 500 mm)

Dimensions 3 × 2100 × 470 mm

[Læs blot](#)

**SKU:** 1234

**Price:** from 1.960,00 kr.



## STAINLESS STEEL PLATE 3X1000X2000MM

Cold rolled. Steel grade EN 1.4301/4307.

Weight 48 kg  
Dimensions 200 × 100 × 0,02 mm

[Læs bløß](#)

**SKU:** RAKB213

**Price:** from 2.100,00 kr.



## TENT WHEELS Ø160 FIXED 3478UFP160P63

- Alpa wheels Ø160 mounted on mounting plate.
- Fixed wheel without brake and wire cap.
- Soft wheel track on 63 Shore A.
- Suitable for industrial, catering and cleaning trolleys where spillage is not allowed.
- Silver gray wheels (Ral 7001).
- Center hole spacing 80x105 mm.
- Wheel...

Weight 1,8 kg  
Dimensions 137 × 115 × 200 mm

[Læs bløß](#)

**SKU:** 00000803

**Price:** from 250,00 kr.



## 40X40X2 SQUARE TUBE PRECISION STEEL TUBE EN10305


Welded Square Precision steel pipe EN 10305-3/5  
E220, decapped

Weight 2,38 kg  
Dimensions 1000 × 40 × 40 mm

[Læs bløf](#)

**SKU:** 349649

**Price:** from 39,00 kr.



## MISCELLANEOUS PURCHASED ITEM

For BOM calculation

[Læs bløf](#)

**SKU:** 910

**Price:** from 100,00 kr.



## POM ROLL WITH BALL BEARING

Rolls for foil bending. Rolls without milling for rental. Alternatively, we can buy rods ourselves

[Læs bløð](#)

**SKU:** 3089800031-6

**Price:** from 184,00 kr.



## Ø60X2 PRECISION WELDED STEEL PIPE

Precision steel tubes electric welded, round  
EN10305-3 60.0x2.00 mm Typical analysis: SI + 2.5P  
max 0.09%. LEMU part no. JRRP6020  
Type no: --

Discount code: 70600390316

UNSPSC (v. 19.0501): 40181800

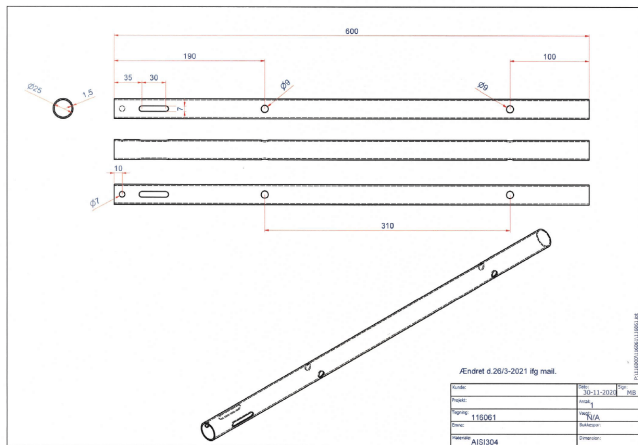
HS Code: 73062900

Dimensions 100 × 6 × 6 mm

[Læs bløð](#)

**SKU:** JRRP6020

**Price:** from 49,88 kr.



## STAINLESS STEEL PROFILE GUIDE 1.5X25X25X600MM


Laser cut tube according to drawing 4. Unannealed.

Dimensions  $60 \times 2,5 \times 2,5$  mm

[Læs bløf](#)

**SKU:** 116061

**Price:** from 210,00 kr.



## HEIGHT ADJUSTABLE TABLE - DUO-LET 3070 - MODEL 1

[Læs bløf](#)

**SKU:** N/A



## WORKTOP 1200X650X18 W/ABS EDGE LIGHT GRAY

Table top in 18mm with laminate and ABS rubber light gray edge 2mm and MDF core.  
Color front and back 7927 S-2500

Weight 35 kg  
Dimensions 120 × 300 × 1,8 mm

[Læs blot](#)

**SKU:** 1200x650x18

**Price:** from 2.058,00 kr.



## 30X30 PIPE LEG PLASTIC PLUG BLACK B44 DUPSKO


Head height 5mm. Clamping shoe for end closure of profile pipes with a wall thickness of 1-2mm.

Weight 0,02 kg  
Dimensions 3 × 3 × 2,7 mm

[Læs blot](#)

**SKU:** S110344 B44-3030


**Price:** from 3,88 kr.



## FEE

[Læs blot](#)

**SKU:** gebyr




## MULTIFUNCTIONAL EAR TAG CART

[Læs blot](#)

**SKU:** 086R13-A

**Price:** from 11.650,00 kr.



## STAINLESS STEEL PLATE 1.5X1000X2000MM

Cold rolled. Steel grade EN 1.4301/4307.

Weight 24 kg  
Dimensions 200 × 100 × 0,02 mm

[Læs mere](#)

**SKU:** RAKB2115

**Price:** from 1.066,00 kr.



## MOUNTING BRACKET FOR LIFTING COLUMN LINAK DL2


Used for DL2 column, among other things.

Weight 0,1 kg  
Dimensions 5 × 8 × 2 mm

[Læs mere](#)

**SKU:** 0578006

**Price:** from 184,00 kr.



## TUB 85 LITERS WHITE 80X55X33CM

White tub with handle and approved for food.  
Height incl handle 33cm. Length 80cm. Width 55cm.

Weight 2 kg  
Dimensions 80 × 55 × 33 mm

[Læs blot](#)

**SKU:** 103958001

**Price:** from 350,00 kr.



## POM ROLL WITH BALL BEARING

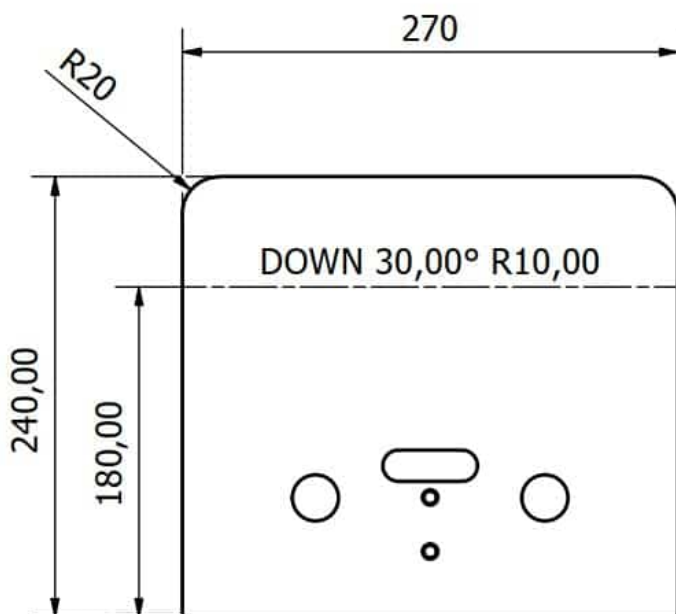
Rolls for foil benches. With grooves for roller bearing.

Dimensions 10 × 8,5 × 8,5 mm

[Læs blot](#)

**SKU:** 3089800031-7

**Price:** from 232,00 kr.



## CURVED BRACKET IN 10MM PLATE

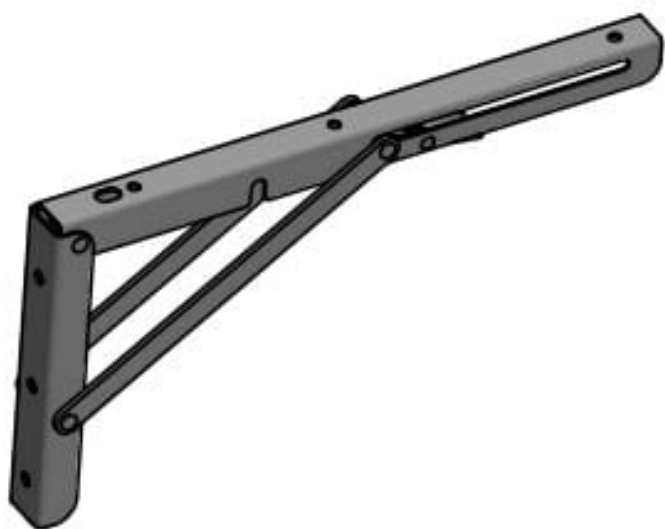
Console for Rollstand

Weight 1,5 kg  
Dimensions 30 × 27 × 24 mm

[Læs blot](#)

**SKU:** 3086800031-1

**Price:** from 236,00 kr.



## STAINLESS STEEL HINGE BRACKET FOR SHELF. 165X305MM. SHELF BOY


Foldable shelf bracket in stainless steel. Shelf support for max load of 75kg.

Weight 0,4 kg  
Dimensions 30,5 × 2,3 × 16,5 mm

[Læs blot](#)

**SKU:** 318905

**Price:** from 140,00 kr.




## 30X30 PIPE LEG B44-3030 PLASTIC PLUG BLACK

[Læs blot](#)

**SKU:** S110344

**Price:** from 3,88 kr.



## WIRE MESH Ø4 MESH C/C 50MM WELDED BLACK STEEL 1500X3000

Suitable for the bottom of textile trolleys and similar.

Available in 1500x3000mm

Please note order item

Weight 30 kg  
Dimensions 300 × 150 × 1 mm

[Læs blot](#)

**SKU:** 4340501503

**Price:** from 1.500,00 kr.



## 30X30X2 SQUARE TUBE PRECISION STEEL TUBE

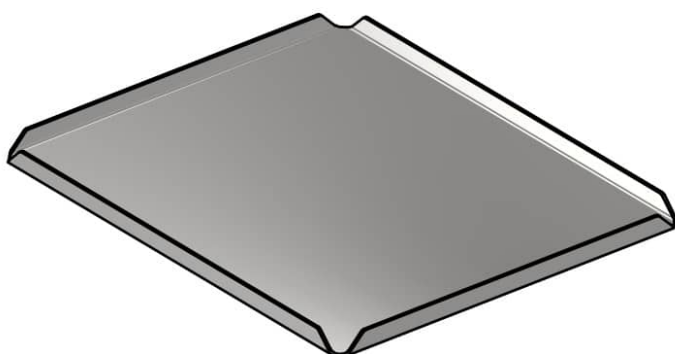
Welded Square Precision steel pipe EN 10305-3/5  
E220, decapped

Weight 1,34 kg  
Dimensions 100 × 3 × 3 mm

[Læs bløf](#)

**SKU:** 349645

**Price:** from 30,34 kr.



## PLATE 3MM 555X465


Plate in 2mm steel. With curved edge of 20mm. For  
tape liner stand

Weight 1 kg  
Dimensions 46,5 × 55,5 × 2 mm

[Læs bløf](#)

**SKU:** 2090000066-2

**Price:** from 238,00 kr.



## ROUND STEEL Ø8 STAINLESS COLD DRAWN GROUND

Stainless round steel EN 1.4301. Ground h9. Weight per meter 0.15kg.

Weight 0,15 kg  
Dimensions 100 × 0,8 × 0,8 mm

[Læs bløf](#)

**SKU:** RFBR8

**Price:** from 16,58 kr.



## HAND GRIP M8X30 ADJUSTABLE BLACK

Handle length 55mm.

Weight 0,04 kg  
Dimensions 55 × 30 × 60 mm

[Læs bløf](#)

**SKU:** BKP055M

**Price:** from 55,40 kr.



## 30X30X3 SQUARE TUBE HOLLOW PROFILE COLD FORMED

Profile tube square. S235JRH EN 10219

Weight 2,36 kg  
Dimensions 100 × 3 × 3 mm

[Læs bløf](#)

**SKU:** 349228

**Price:** from 37,20 kr.



## TRANSPORT CAGE


Transport and storage cage for safe storage of gas cylinders

Weight 73,2 kg

[Læs bløf](#)

**SKU:** S110131

**Price:** from 4.985,00 kr.



## DETAIL FOR PACKAGE STAND 5X20MM

Laser cut item for package stand - 3086800035 Flat steel with cut arc

Dimensions 49,5 × 2 × 0,5 mm

[Læs blot](#)

**SKU:** 3086800035-13

**Price:** from 27,00 kr.



## PROFILE TUBE 25X25X1.5 STAINLESS BRUSHED


Stainless steel pipes EN 1.4301. Weight per meter 1.14kg

Weight 1,14 kg  
Dimensions 100 × 2,5 × 2,5 mm

[Læs blot](#)

**SKU:** RIV42515

**Price:** from 149,88 kr.



## 50X30 1 PIPE LEG PLASTIC PLUG BLACK B46 DUPSKO

Dowel shoe for end closure of profile pipes with a wall thickness of 1.2-2mm. Head height 5mm.

Weight 0,02 kg  
Dimensions 2,7 × 3 × 5 mm

[Læs blot](#)

**SKU:** B46-5030 1

**Price:** from 2,40 kr.



## 30X50X3 SQUARE TUBE HOLLOW PROFILE COLD FORMED


Rectangular profile tube. S235JRH EN 10219

Weight 3,3 kg  
Dimensions 100 × 3 × 3 mm

[Læs blot](#)

**SKU:** 349232

**Price:** from 52,00 kr.

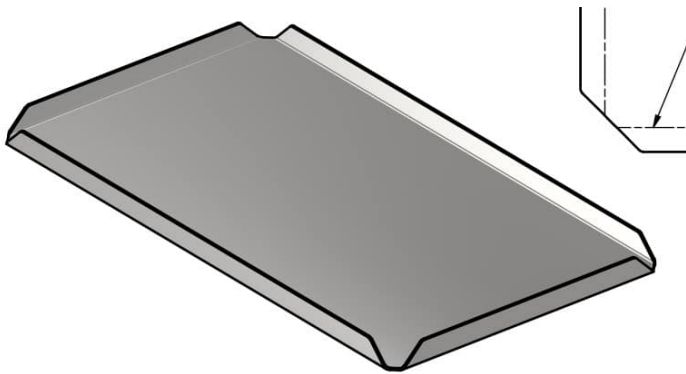


## TEXTILE TROLLEY - LARGE MODEL

[Læs blot](#)

**SKU:** 050T1-V3

**Price:** from 2.235,00 kr.



## PLATE 2MM 555X325MM

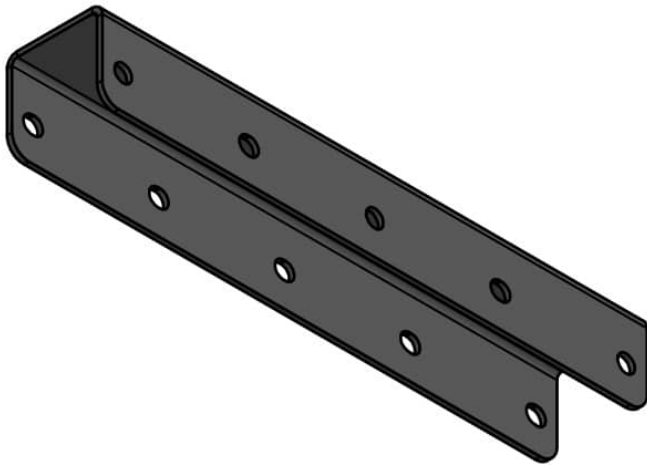
Plate in 2mm steel. With curved edge of 20mm. For tape liner stand

Weight 1 kg  
Dimensions 32,5 × 55,5 × 2 mm

[Læs blot](#)

**SKU:** 2090000066-1

**Price:** from 154,00 kr.



## CURVED U-PROFILE FOR ROLLSTAND

Curved profile for Rollstand 1150

Weight 0,35 kg  
Dimensions 65 × 10 × 9,5 mm

[Læs blot](#)

**SKU:** 3086800030-17

**Price:** from 342,00 kr.



## 25X25X2 SQUARE TUBE STEEL PROFILE PIPE - EN10305-5


Steel pipes in 2mm material. Material S235JR.  
Precision steel before electric welds

Weight 1,36 kg  
Dimensions 100 × 2,5 × 2,5 mm

[Læs blot](#)

**SKU:** S110391\_2

**Price:** from 20,70 kr.




## 30X30X1.5 SQUARE TUBE PRECISION STEEL TUBE

[Læs blot](#)

**SKU:** S110405

**Price:** from 23,12 kr.



## PERFORATED SHEET 9X9MM HOLES 7% AIR


Perforated plate in black steel. Dimensions 1000x2000mm. Square holes of 9x9mm. Hole spacing cc 34mm. Air passage 7%. 1.5mm thickness.

Dimensions 200 × 100 × 0,15 mm

[Læs blot](#)

**SKU:** F812150300

**Price:** from 632,00 kr.



## WASHER WITH HOLES Ø130X5MM

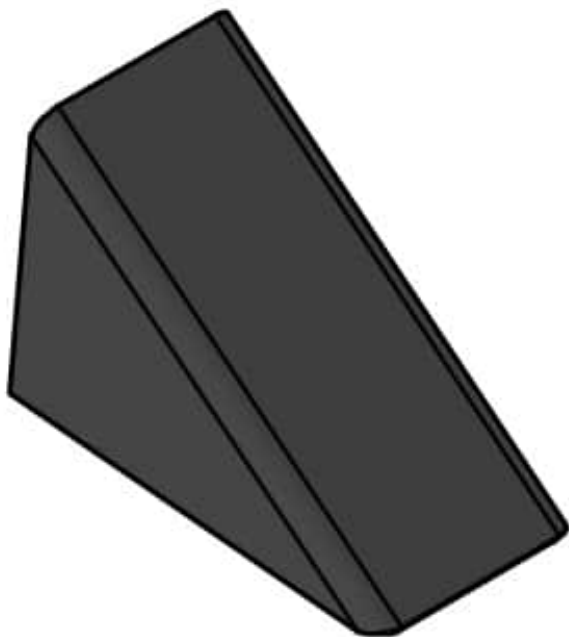
Laser cut item for package stand - 30868000035

Dimensions 13 × 13 × 0,5 mm

[Læs bløf](#)

**SKU:** 3086800035-14

**Price:** from 54,00 kr.



## CURVED SUPPORT PLATE FOR ROLLSTAND


Curved support wedge for Rollstand 1150

Weight 0,4 kg  
Dimensions 22,5 × 10 × 10 mm

[Læs bløf](#)

**SKU:** 3086800030-9

**Price:** from 78,00 kr.



## 30X20X1.5 SQUARE TUBE PRECISION STEEL TUBE

Weight 1,1 kg  
Dimensions 100 × 2 × 3 mm

[Læs blot](#)

**SKU:** S110391\_2\_2

**Price:** from 16,08 kr.



## 30X30X2 SQUARE TUBE STEEL PROFILE TUBE

Precision steel pipe electric welded, square  
EN10305-5 30x30x2.00 mm 6 m Typical analysis: SI  
+ 2.5P max 0.09%. Item no. LEMU: JRKP302

Weight 1,75 kg  
Dimensions 100 × 3 × 3 mm

[Læs blot](#)

**SKU:** S110405\_2

**Price:** from 25,24 kr.



## HOLDER FOR UP/DOWN OPERATION LINAK 90GR

Steel plate 90 degrees for mounting push-button controls with up/down function.

Weight 0,05 kg  
Dimensions 5 × 4 × 2 mm

[Læs blø](#)

**SKU:** 914757

**Price:** from 10,00 kr.



## MACHINE SHOE Ø55 BLACK 33-D55M10X30 1


Machine shoe with rubber base Ø55. M10 thread. 30mm long. Base height 21mm. Max 500kg.

Weight 0,16 kg  
Dimensions 5 × 55,5 × 5,1 mm

[Læs blø](#)

**SKU:** 33-D55M10X30 1

**Price:** from 78,80 kr.




## PLATE 20MM 600X110MM

Weight 1,2 kg  
Dimensions 2 × 11 × 60 mm

[Læs blot](#)

**SKU:** 3086800030-7

**Price:** from 734,00 kr.



## BIRCH PLYWOOD WIRE/FILM 2500X1250X15MM CARRIAGE BASE PLATE


Non-slip base plate. Plate dimensions  
15x1250x2500mm. Full plate

Weight 25 kg  
Dimensions 250 × 125 × 1,5 mm

[Læs blot](#)

**SKU:** 1004945

**Price:** from 1.550,30 kr.



## 30X20X1.5 SQUARE TUBE PRECISION STEEL TUBE

Rectangular steel tubes in 1.5mm material. Material S235JR. Precision steel before electric welded. Standard EN10305-5

Weight 1,1 kg  
Dimensions 100 × 2 × 3 mm

[Læs mere](#)

**SKU:** JREP3215

**Price:** from 16,08 kr.



## WORKTOP 3000X1200X18 W/ABS EDGE LIGHT GRAY

Table top in 18mm with laminate and ABS rubber light gray edge 2mm and MDF core. Color front and back 7927 S-2500

Weight 35 kg  
Dimensions 120 × 300 × 1,8 mm

[Læs mere](#)

**SKU:** 3000x1200x18

**Price:** from 6.044,00 kr.

## THREADED ROD M6X1000 STAINLESS A2



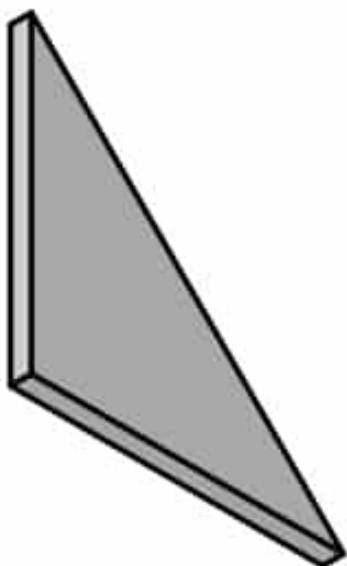
1 meter length. DIN 976-1. RF A2. Quality 70.

Dimensions 100 × 0,6 × 0,6 mm

[Læs bløf](#)

**SKU:** 2150806000

**Price:** from 18,12 kr.



## PLATE 5MM 75X75MM SUPPORT

Inclined wedge for Rollstand 1150

Weight 0,4 kg

Dimensions 0,5 × 7,5 × 7,5 mm

[Læs bløf](#)

**SKU:** 3086800030-8

**Price:** from 24,50 kr.



## SWITCHBOARD INSTALLATION

## SIT-TO-STAND TABLE WITH TILT FUNCTION - ERG-O-LET 310 - MODEL 2



This height-adjustable table with tilt function is the second of four models in the series.

The table is equipped with raise, lower and tilt functions and wheels that are used in the lowest position.

Sizes	1600x800mm, 1800x800mm, 2000x800mm
approx. weight	110kg
Lifting capacity	400kg
Table top	Laminate worktop 22mm (ABS Edge)
Vip function	up to 80°
Lifting columns	2 pcs. LA31 – 450 slg. 1 pcs. tilt actuator 400 slg.
Front edge	50 mm above frame – Bolted, removable.
Wheels	Ø75
Maksimal vippekapacitet	200 kg. per tilt actuator

[Læs blot](#)

**SKU:** 104310003-2

## SIT-TO-STAND TABLE WITH TILT FUNCTION - ERG-O- LIFT 300 - MODEL 1



Height adjustable table with tilt function. Height 780-1280 mm, tilt up to 80°, lifting capacity 400 kg and weight 125 kg. 15 mm birch plywood (film/film) and Bluetooth operation. Ideal tilting table/assembly table in production.

Sizes	1600x800mm, 1800x800mm, 2000x800mm
approx. weight	125kg
Lifting capacity	400kg
Table top	15 mm birch plywood film/film
Maksimal vippekapacitet	200 kg. per tilt actuator
Vip function	up to 80°
Lifting columns	2 DL2 – 500 slg (raise/lower), 2 LA31 – 400 slg.
Front edge	50 mm above frame – bolted
Operation	Phase-mounted and handheld bluetooth operation

[Læs blot](#)

**SKU:** 0104300002



## SIT-TO-STAND TABLE WITH TILT FUNCTION - ERG-O- LIFT 300 - MODEL 2

Sizes	1600x800mm, 1800x800mm, 2000x800mm
approx. weight	125kg
Lifting capacity	400kg
Maksimal vippekapacitet	200 kg. per tilt actuator
Vip function	up to 80°
Table top	15 mm birch plywood film/film
Lifting columns	2 DL2 – 500 slg (raise/lower), 2 LA31 – 400 slg.
Wheels	4 x Ø100 swivel castors with brakes

[Læs blot](#)

**SKU:** 0104300002-2

## HEIGHT ADJUSTABLE TABLE WITH TILT FUNCTION - ERG- O-LIFT 300 - 2100X1560MM



Sizes	2100x1560mm
Lifting capacity	300kg
Table top	15 mm birch plywood film/film
Lifting columns	2 pcs DL2 – 500 slg – 3 pcs LA31 tilt actuator – 400 slg.
Vip function	up to 80°
Wheels	4 x Ø100 swivel castors with brakes
Maksimal vippekapacitet	300kg

[Læs blot](#)

**SKU:** S110524

**Price:** from 49.750,00 kr.



## A-FRAME ON WHEELS - 1500X1100X2050MM

This A-Frame on wheels - 1500x1100x2050 mm is designed for safe and efficient handling of switchboards, panels and large flat items. The stand is robustly constructed and designed specifically for switchboard assembly, but it is also suitable for a wide range of other environments where heavy or...

Sizes	1500x1100x2050mm
approx. weight	50kg
Maximum Load	100kg. per plate
Shelf plate	4x 18 mm birch plywood film/film
Wheels	4 swivels with brakes

[Læs blø](#)

**SKU:** 3086810002

**Price:** from 9.445,00 kr.



## A-FRAME WITH REMOVABLE SHELVES - 2000X800X2050MM

A-frame with removable shelves - 2000x800x2050 mm. Robust steel A-frame with removable shelves for flexible storage and handling. Used e.g. in electrical panel production. Weight 70 kg, capacity 200 kg and TENTE wheels for safe mobility.

Sizes	2000x800x2050mm
approx. weight	100kg
Maximum Load	300kg
Wheels	Ø100 swivel with brake
Shelf plate	3mm lacquered steel plate

[Læs blø](#)

**SKU:** S110535



## TOOL BOARD ON WHEELS

Sizes	930x600x1700mm
Base plate	10mm compact laminate
Wheels	4 pcs. TENTE Ø125 2 w/brake. 2 w/o brake

[Læs blot](#)

**SKU:** 1804003009

**Price:** from 8.445,00 kr.



## A-FRAME WITH OVERHANG - 1500X1100X2050 MM


This A-frame with overhang is designed for safe and flexible handling of electrical panels, panels, doors, metal covers and large cable reels. Measuring 1500x1100x2050 mm and with a strong steel frame, the stand provides a stable and efficient platform for daily use in production, assembly and...

Sizes	1500x1100x2050mm
approx. weight	55kg
Maximum Load	100kg. per plate
Cable holder overhang	2x400mm
Shelf plate	4x 18 mm birch plywood film/film
Wheels	4 swivels with brakes

[Læs blot](#)

**SKU:** N/A

## HEIGHT ADJUSTABLE TABLE WITH TILT FUNCTION - 4000X750MM - ERG-O-LIFT 300



Height adjustable table with tilt function - 4000x750mm. Heavy-duty tilt table with five height-adjustable roller rails, 400 kg lifting capacity and tilt up to 80°. Weight 350 kg. Ideal as an assembly and production table with electric height adjustment.

Sizes	4000x750x800-1300mm
approx. weight	350kg
Lifting capacity	400kg
Table top	15 mm birch plywood film/film
Front edge	50mm above the worktop
Vip function	up to 80°
Roller rails	5 pieces that can be raised/lowered under the worktop
Gas dampers	2 pcs - 500 pcs.
Lifting columns	2 DL2 - 500 slg (raise/lower), 4 LA31 - 250 slg (tilt), 4 Baselift - 100 slg (roller tracks)
Maksimal vippekapacitet	400 kg

[Læs blø](#)

**SKU:** S110423

## HEIGHT ADJUSTABLE TABLE WITH TILT FUNCTION - 2100X1000 MM - ERG-O- LIFT 300



This height adjustable table with tilt function in size 2100x1000 mm is a powerful, ergonomic workstation designed for heavy industrial processes, assembly, production and workshop tasks. The table is built to optimize the working environment and reduce physical strain - even when handling heavy...

Sizes	2100x1000x700-1000mm
approx. weight	150kg
Lifting capacity	400kg
Table top	15 mm birch plywood film/film
Vip function	2 separate tilt functions
Maksimal vippekapacitet	200 kg. per tilt actuator

[Læs blø](#)

**SKU:** N/A



## ERG-O-LIFT 300 - DUAL VIP

- Size: 2500x1000 mm
- Table top: 15 mm two-piece carriage base plate
- Lifter columns: 2 pcs DL2 - 500 slg.
- Tilt actuators: 4 pcs. LA31 - 400 slg.
- Lift capacity: 400 kg.
- Possibility to tilt both sides of the table parrally or separately
- Extension frame with rear column system - 3 rear...

Sizes	2500x1000mm
approx. weight	180kg
Lifting capacity	400kg
Table top	15 mm birch plywood film/film
Lifting columns	2 pcs DL2 - 500 slg. 4 pcs LA31 - 400 slg.
Maksimal vippekapacitet	400 kg

[Læs bløf](#)

**SKU:** EOL300-DV



## ERG-O-LIFT 300 - FLEX

- Size: 1180-1880x770 mm
- Table top: 15 mm birch plywood film/film
- Front edge: 30 mm above table top (for 15 mm table top)
- Length adjustable using lockable positioning bolts
- Intervals of 50 mm
- Start height: 850 mm
- Max height: 1350 mm
- Lift capacity: 200 kg.
- Lift columns: 2 pcs DL 2 - 500...

Sizes	1180x1880x760mm
approx. weight	50kg
Maximum Load	200kg
Table top	15 mm birch plywood film/film
Wheels	Ø100
Maksimal vippekapacitet	200 kg
Vip function	up to 80°

[Læs bløf](#)

**SKU:** EOL300-FLEX

## RAISE-LOWER TABLE WITH TILT FUNCTION - ERG-O- LIFT 300 - 2130X1560MM



Sizes	2130x1560mm
Lifting capacity	300kg
Lifting columns	2 pcs DL2 - 500 slg - 3 pcs LA31 tilt actuator - 400 slg.
Vip function	up to 80°
Maksimal vippekapaцитet	300kg
Wheels	4 x Ø100 swivel castors with brakes

[Læs bløß](#)

**SKU:** S110524-A

## HEIGHT ADJUSTABLE TABLE WITH TILT FUNCTION - 1800X1000 MM - ERG-O-LET 312



Height adjustable table with tilt function - 1800x800 mm. Solid workbench prepared for sheet metal assembly. Electric raise/lower and tilt function, lifting capacity 400 kg and robust steel construction. Ideal as a tilting table, assembly table and workstation in industrial production.

Sizes	1800x1000mm
approx. weight	105kg
Lifting capacity	400kg
Vip function	up to 80°
Lifting columns	2 pcs. LA 31 - 450 slg.
Prepared for	Sheet metal assembly
Maksimal vippekapaцитet	200 kg. per tilt actuator

[Læs bløß](#)

**SKU:** N/A



## CABLE TROLLEY WITH BASE PLATE

Size: 800x800x1400 mm

Base plate: birch plywood film/film

4 removable suspension rods Ø25x1,5

c/c distance between suspension rods - 300 mm

Castors: Ø100 swivel w/brakes

Sizes

1600x900x1800mm

approx. weight

32kg

Maximum Load

200kg

Base plate

16mm melamine

Wheels

Ø100

[Læs blot](#)

**SKU:** S110242

# WAREHOUSE & LOGISTICS



## EXTRACTION TABLE ON WHEELS - 2500X800X900 MM

Flexible extraction table on wheels - 2500x800x900mm, ideal for production and workshops. With a weight of 100 kg, wheels Ø160 and heavy-duty steel construction, the table functions as an extraction workbench that effectively removes dust and particles directly at source. A mobile extraction...

Sizes	2500x800x900mm
approx. weight	100kg
Table top	20x30 birch slats
Wheels	Ø160

[Læs bløß](#)

**SKU:** 0106003001

**Price:** from 19.350,00 kr.



## ROLLING TABLE WITH 2 SHELVES - 080R11 - MODEL 1

Robust standard trolley 900x550x900 mm with 2 shelves. Ideal for warehouse, production and logistics - mobile solution for efficient transportation and storage.

Sizes	500x400x900 mm, 1200x600x900 mm, 900x550x900 mm
approx. weight	20kg
Maximum Load	200kg
Height to 1st shelf	210mm
Height to 2nd shelf	900mm
Shelf plate	16mm melamine
Wheels	Ø100, Ø75

[Læs bløß](#)

**SKU:** 080R11



## ROLLING TABLE WITH PUSH BAR - 080R11 - MODEL 2

Robust long trolley with push bar - 1500x800x900 mm. Perfect for internal transportation and storage. Equipped with durable Tente wheels.

Sizes	1200x600x875mm, 500x400x850mm, 900x550x875mm
approx. weight	25kg
Maximum Load	200kg
Height to 1st shelf	185mm
Height to 2nd shelf	845mm
Shelf plate	16mm melamine
Wheels	Ø100, Ø75

[Læs blø](#)

**SKU:** 080r11-2



## 2-COMPARTMENT ROLL CONTAINER - FLEXIBLE AND MANAGEABLE STORAGE

Clear 2-compartment roll container with no door - ideal for warehousing, logistics or production. Available in any RAL color and custom sizes.

Sizes	1200x800x1750mm
approx. weight	75kg
Maximum Load	300kg
Wheels	Ø160

[Læs blø](#)

**SKU:** N/A



## OPEN-SIDED ROLL CONTAINER - FLEXIBLE AND EASILY ACCESSIBLE

Robust roll container with open side and fold-down grid front - a flexible and easily accessible transportation solution in warehouse environments.

Sizes	1200x600x1850mm
approx. weight	65kg
Base plate	16mm melamine
Wheels	Ø160

[Læs bløf](#)

**SKU:** 2095060006



## A-FRAME WITH REMOVABLE SHELVES - 2000X800X2050MM

A-frame with removable shelves - 2000x800x2050 mm. Robust steel A-frame with removable shelves for flexible storage and handling. Used e.g. in electrical panel production. Weight 70 kg, capacity 200 kg and TENTE wheels for safe mobility.

Sizes	2000x800x2050mm
approx. weight	100kg
Maximum Load	300kg
Wheels	Ø100 swivel with brake
Shelf plate	3mm lacquered steel plate

[Læs bløf](#)

**SKU:** S110535




## STORAGE RACK ON WHEELS - 1250X800X1700 MM

Robust storage rack on wheels - 1250x800x1700 mm with 4 shelves and a maximum load of 250 kg. The 4 Tente wheels provide easy and stable maneuvering. Ideal for warehouse, production and internal transportation where flexibility and order are essential.

Sizes	1250x800x1700mm
approx. weight	100kg
Maximum Load	250kg
Table top	15 mm birch plywood film/film

[Læs blot](#)

**SKU:** N/A



## STAND FOR SAFETY HELMETS - 2 SECTIONS - 780X470X1600MM

Robust rack for safety helmets - practical and clear storage solution. Available in any RAL color and can be made in custom sizes.

Sizes	780x470x100mm
approx. weight	40kg
Maximum Load	150kg

[Læs blot](#)

**SKU:** 1803000002

**Price:** from 4.865,00 kr.



## A-FRAME WITH OVERHANG - 1500X1100X2050 MM

This A-frame with overhang is designed for safe and flexible handling of electrical panels, panels, doors, metal covers and large cable reels. Measuring 1500x1100x2050 mm and with a strong steel frame, the stand provides a stable and efficient platform for daily use in production, assembly and...

Sizes	1500x1100x2050mm
approx. weight	55kg
Maximum Load	100kg. per plate
Cable holder overhang	2x400mm
Shelf plate	4x 18 mm birch plywood film/film
Wheels	4 swivels with brakes

[Læs blø](#)

**SKU:** N/A



## HANGER RACK WITH 3 HANGER BARS - 2000X1900X500MM

Hanger rack with 3 hanger bars - 2000x1900x500 mm. Robust construction in powder-coated steel, weight 25 kg, wheels Ø75 and load 100 kg per hanger bar. Ideal for maximum hanging capacity in wardrobes, storage or event areas.

Sizes	2000x1900x500mm
approx. weight	25kg
Maximum Load	100kg. per hanger bar
Hanger bar	3 pcs. Ø30x2
Wheels	Ø75


[Læs blø](#)

**SKU:** 1804003002

## ROLLSTAND FLEX

[Læs blø](#)

SKU: S110200-1



## HEIGHT ADJUSTABLE TABLE WITH TILT FUNCTION - 2100X1000 MM - ERG-O-LIFT 300

This height adjustable table with tilt function in size 2100x1000 mm is a powerful, ergonomic workstation designed for heavy industrial processes, assembly, production and workshop tasks. The table is built to optimize the working environment and reduce physical strain - even when handling heavy...

Sizes	2100x1000x700-1000mm
approx. weight	150kg
Lifting capacity	400kg
Table top	15 mm birch plywood film/film
Vip function	2 separate tilt functions
Maksimal vippekapacitet	200 kg. per tilt actuator

[Læs blø](#)

SKU: N/A



## BATTERY PICKING CART - 1220X600X1050 MM

Efficient battery-powered picking cart - 1220x600x1050 mm, designed as a mobile workstation for warehouse and production. With a built-in battery, you can power your computer, scanner and other equipment directly from the cart - ideal for flexible and digital picking work.

Sizes	1220x600x1050mm
approx. weight	100kg
Maximum Load	400kg
Battery pack	100 Ah Lead/Gel battery, 1000-Watt UPS Inverter
Connectivity options	Schuko socket outlet with 6 outlets
Shelf plate	16mm melamine
Wheels	Ø125

[Læs bløß](#)

**SKU:** 0309003002

## HEIGHT ADJUSTABLE TABLE WITH WHEELS - 2400X750 MM - ERG-O-LET 310



Height adjustable table with wheels - 2400x750 mm. Ergonomic workbench with electric height adjustment, heavy-duty steel construction and Ø100 wheels for flexible mobility. Prepared for sheet metal assembly, lifting capacity 400 kg and weight 80 kg. Ideal as a workstation in assembly and...

Sizes	2400x750mm
approx. weight	80kg
Maximum Load	400kg
Actuator	2pcs LA 31 - 450 slg.
Prepared for	Sheet metal assembly
Wheels	Ø100

[Læs bløß](#)

**SKU:** N/A



## SMALL PICKING CART - 650X500X960 MM

Compact small picking cart - 650x500x960 mm with integrated tablet holder (350x250 mm), top shelf (490x350 mm) and robust Ø100 wheels. The trolley weighs approximately 20 kg and has a maximum load of 50 kg - ideal for efficient picking and logistics in confined spaces.

Sizes	650x500x960mm
approx. weight	20kg
Maximum Load	50kg
Tablet holder	350x250mm
Top shelf	Inner dimensions: 490x350mm
Wheels	Ø100

[Læs bløf](#)

**SKU:** 0306003002

**Price:** from 4.675,00 kr.



## LARGE SHEET METAL TROLLEY - 2000X800X1200 MM

Robust large sheet metal trolley - 2000x800x1200 mm in heavy-duty steel for safe transportation of large sheets and items. The trolley has Ø160 wheels, a weight of approx. 180 kg and a maximum load of 400 kg, providing stable and efficient material handling in both production and storage.

Sizes	2000x800x1200mm
approx. weight	180kg
Maximum Load	400kg
Wheels	Ø160

[Læs bløf](#)

**SKU:** N/A



## FURNITURE TROLLEY WITH BUCKLES - SAFE AND ROBUST TRANSPORTATION

Solid furniture trolley with buckles - safe and robust solution for transporting furniture and larger items.

Base plate	800x520mm
Back piece	900x360mm
approx. weight	15kg
Maximum Load	100kg
Wheels	Ø100

[Læs blot](#)

**SKU:** S110024

**Price:** from 5.985,00 kr.



## ROLLING TABLE WITH 3 SHELVES - 1000X500X1000MM - 088R20

Functional rolling table with 3 shelves and integrated push bar. Equipped with durable Tente wheels for safe and easy transportation.

Sizes	1000x500x1000mm
approx. weight	27kg
Maximum Load	200kg
Height to 1st shelf	210mm
Height to 2nd shelf	545mm
Height to 3rd shelf	900mm
Shelf plate	16mm melamine
Wheels	Ø100

[Læs blot](#)

**SKU:** 088R20

**Price:** from 2.985,00 kr.



## CART FOR CARDBOARD - 600X400X940MM

Functional cardboard cart - ideal for internal transportation and handling of cardboard packaging in production and warehouses. Robust steel construction with Ø125 wheels ensures easy maneuverability and high stability, even with heavy loads.

Sizes	600x400x940mm
approx. weight	20kg
Maximum Load	200kg
Wheels	Ø100

[Læs blø](#)

**SKU:** N/A



## PARCEL TROLLEY WITH GRID - ROBUST AND SAFE TRANSPORTATION

Solid parcel trolley with grid - robust and mobile solution for safe transportation of parcels and goods in warehouse and logistics environments.

Sizes	1055x600x540mm
approx. weight	50kg
Maximum Load	300kg
Base plate	15 mm birch plywood film/film
Wheels	Ø200

[Læs blø](#)

**SKU:** 0306003001

**Price:** from 5.785,00 kr.



## STORAGE TROLLEY WITH ADJUSTABLE SHELF - ROBUST AND FLEXIBLE SOLUTION

Robust storage trolley with adjustable shelf - flexible solution that can also function as a universal trolley, parcel trolley or roller trolley in warehouse and production.

Sizes	1270x660mm
approx. weight	40kg
Maximum Load	300kg
Height to 1st shelf	250mm
Height to 2nd shelf	750-900mm
Shelf plate	16mm melamine
Wheels	Ø160

[Læs blø](#)

**SKU:** 0301003007

**Price:** from 5.275,00 kr.



## PICKING CART WITH 9 COMPARTMENTS - 1080X450X1400 MM

Robust picking cart with 9 compartments - 1080x450x1400 mm, designed for efficient and structured picking and transportation tasks. The weight is 50 kg, max load 150 kg and it has Ø100 wheels for easy maneuvering.

Sizes	1080x450x1400mm
approx. weight	50kg
Maximum Load	150kg
Base plate	15 mm birch plywood film/film
Wheels	Ø100

[Læs blø](#)

**SKU:** N/A



## PICKING CART WITH 6 COMPARTMENTS - 760X450X1400 MM

Efficient 6-compartment picking trolley - 760x450x1400 mm, with push bars, side grids and large TENTE wheels Ø125 for stability and mobility in warehouse and logistics environments.

Sizes	1080x450x1400mm
approx. weight	55kg
Maximum Load	300kg
Shelf plate	15 mm birch plywood film/film
Wheels	Ø125

[Læs bløf](#)

**SKU:** N/A



## PACKING STATION - 500X500MM

Compact packing station - 500x500 mm with strong steel construction, 18 kg weight and load up to 50 kg. Height and rotation adjustable work surface with spring solution and TENTE wheels Ø75 - perfect for assembly, packing and logistics.

Sizes	500x500mm
approx. weight	18kg
Maximum Load	50kg
Height adjustable	
Rotation Adjustable	
Wheels	Ø75

[Læs bløf](#)

**SKU:** 308680035



## HEIGHT-ADJUSTABLE ROLLING TABLE - 600X500MM

Flexible height-adjustable roller table with manual height adjustment and Tente castors. Ideal for internal transportation, assembly and storage with varying needs.

Sizes	600x500mm
approx. weight	15kg
Maximum Load	100kg
Table top	15 mm birch plywood film/film
Height adjustable	
Wheels	Ø75 - 2 w/brakes, 2 un/brakes

[Læs blø](#)

**SKU:** 2092900090

**Price:** from 3.895,00 kr.



## PACKING TABLE ON WHEELS - FLEXIBLE AND ROBUST WORK TABLE

Flexible packing table on wheels - robust work and assembly table for packing, logistics and production. Available in any RAL color and custom dimensions.

Sizes	2000x750x700mm
approx. weight	55kg
Table top	15 mm birch plywood film/film
Wheels	Ø100

[Læs blø](#)

**SKU:** S110509



## PACKING TABLE FRAME - ROBUST AND MOBILE WORKSTATION

Strong packing table frame with castors - ideal as a work and assembly table. Available in any RAL color and custom dimensions.

Sizes	2000x1000x840mm
approx. weight	45kg
Maximum Load	400kg
Prepared for	Sheet metal assembly
Wheels	Ø100

[Læs blot](#)

**SKU:** N/A



## STAIR MODULE / LADDER KIEFEL KMD

[Læs blot](#)

**SKU:** N/A



## ROLLING TABLE WITH WOBBLE EDGE - 084R15

Practical rolling table with looped edge - 900x550x900 mm. Three stable shelves and secure Tente wheels make it ideal for transportation and storage.

Sizes	1200x600x885mm, 500x400x850mm, 900x550x900mm
approx. weight	38kg
Maximum Load	200kg
Height to 1st shelf	210mm
Height to 2nd shelf	545mm
Height to 3rd shelf	900mm
Wheels	Ø100
Shelf plate	16mm melamine

[Læs blø](#)

**SKU:** 084R15-M



## PACKING RACK ON WHEELS - 600X500MM

Packing stand with bag holder. Height and rotation adjustable stand with tape holder, maximum load of 100kg with a weight of 22.5kg, scissor holder and TENTE wheels Ø75. Ideal for flexible packing and assembly.

Sizes	600x500mm
approx. weight	22.5kg
Maximum Load	100kg
Height adjustable	
Wheels	Ø75

[Læs blø](#)

**SKU:** N/A



## ROLLING TABLE WITH LOOP EDGE - 089R21S

Rolling table with loop edge and 2 shelves - ideal for internal transportation and storage in production and warehouse environments.

Sizes	1000x600x1010mm, 700x500x1010mm
approx. weight	20kg
Maximum Load	200kg
Height to 1st shelf	210mm
Height to 2nd shelf	710mm
Shelf plate	16mm melamine
Wheels	Ø100

[Læs blot](#)

**SKU:** 089R21S

---

## PALLET TRUCK


Introducing our Pallet Truck 1200x870 Special - a durable and reliable solution designed specifically for efficient pallet picking in pallet racking.

Product specifications:

- Durable steel construction: Solid design to withstand the strain of daily pallet picking.
- Size: Optimal size of...

[Læs blot](#)

**SKU:** N/A





## DOUBLE CABINET WITH HINGED DOORS

[Læs blot](#)

SKU: N/A



## ROLLING TABLE WITH HIGH WOBBLE EDGE - FELT COVERED

Sizes

1250x650x875mm

Maximum Load

100 kg. per shelf

Shelf plate

15mm birch plywood

film/film – Felt coated

Wheels

4 pcs. Ø150 – Swivel PNP  
(Soft wheels) 2. w/brake 2.  
w/o brake

[Læs blot](#)

SKU: 2080110103

Price: from 4.995,00 kr.



## 1-STEP STEPLADDER WITH HANGER HANDLE

1-step stepladder with hanger handle

Product specifications:

- Dimensions: Adapted for easy access and usability in professional environments.
- Shackle handle: Integrated design for extra support and safety during use.
- Robust construction: Designed to ensure reliable support for daily...

[Læs bløf](#)

SKU: N/A



## PICKING TROLLEY WITH SPRINGS - 850X450X800 MM

Ergonomic picking trolley with springs - 850x450x800 mm, where the table top automatically adjusts to the weight. At 30 kg, the table bottoms out and can carry up to 100 kg. Equipped with Ø75 wheels for stable and easy maneuvering in warehouse and production.

Sizes	850x450x800mm
approx. weight	30kg
Maximum Load	100kg
Shelf plate	Painted steel plate
Stroke length on shelf	350mm
Wheels	Ø75

[Læs bløf](#)

SKU: N/A



## STORAGE RACK WITH 4 SHELVES - 900X555X1500MM

Mobile storage rack on wheels - 900x555x1500 mm with 4 shelves, weight approx. 30 kg and maximum load 200 kg. Equipped with sturdy TENTE wheels for easy maneuverability and flexible internal storage.

Sizes	900x555x1500mm
approx. weight	30kg
Maximum Load	200kg
Wheels	Ø100

[Læs blø](#)

SKU: N/A



## KEG CART

Practical and compact keg cart designed for safe and easy handling of beer kegs and other heavy containers. The trolley provides an ergonomic solution that protects the back and shoulders during transportation and lifting.

Ergonomic handle and lifting mechanism  
Suitable for transporting...

[Læs blø](#)

SKU: N/A



## HANGER RACK FOR DRUMS - 1000X750X1065MM

Hanger rack for drums - 1000x750x1065 mm. Robust construction in powder-coated steel with TENTE wheels Ø100. Weight 25 kg and maximum load 100 kg. Ideal for handling, storing and unwinding/rewinding plastic drums, reels and cable spools.

Sizes	1000x750x1065mm
approx. weight	25kg
Maximum Load	100kg
Hanger bar	Ø30
Wheels	Ø100

[Læs blot](#)

**SKU:** N/A



## STAND FOR RETRACTOR

Sizes	800x800x1150mm
approx. weight	52 kg
Maximum Load	300kg
Wheels	Ø250 PVR

[Læs blot](#)

**SKU:** 1804010001

# STOCK ITEMS

## PALLET TRUCK


Introducing our Pallet Truck 1200x870 Special - a durable and reliable solution designed specifically for efficient pallet picking in pallet racking.

Product specifications:

- Durable steel construction: Solid design to withstand the strain of daily pallet picking.
- Size: Optimal size of...

[Læs mere](#)

**SKU:** N/A



# PRODUCTION & ASSEMBLY

## EXTRACTION TABLE WITH HEIGHT ADJUSTMENT - ERGO-LIFT 300



Ergonomic extraction table with height adjustment - 2500x800 mm, with electric height adjustment and 400 kg capacity. Weight 135 kg, double lifting column construction DL2-500 - ideal for production and assembly with clean air and ergonomic requirements.

Sizes	2500x800mm
approx. weight	135kg
Lifting capacity	400kg
Lifting columns	2 pcs DL2 - 500 pcs (raise/lower)
Table top	20x30 birch slats

[Læs bløf](#)

**SKU:** 1003000037

**Price:** from 26.750,00 kr.

## EXTRACTION TABLE ON WHEELS - 2500X800X900 MM



Flexible extraction table on wheels - 2500x800x900mm, ideal for production and workshops. With a weight of 100 kg, wheels Ø160 and heavy-duty steel construction, the table functions as an extraction workbench that effectively removes dust and particles directly at source. A mobile extraction...

Sizes	2500x800x900mm
approx. weight	100kg
Table top	20x30 birch slats
Wheels	Ø160

[Læs bløf](#)

**SKU:** 0106003001

**Price:** from 19.350,00 kr.



## SMALL EXTRACTION TABLE - 650X450X900 MM

Compact small extraction table - 650x450x900mm with strong steel construction and efficient extraction. Suitable for precision work and small assembly tasks where clean air and ergonomics are in focus. With a working height of 900 mm and a weight of 24 kg, the table provides stability and...

Sizes	650x450x900mm
approx. weight	24kg
Maximum Load	100kg
Table top	20x30 birch slats
Wheels	Ø75

[Læs blø](#)

**SKU:** 403003001

**Price:** from 11.850,00 kr.



## ROLLING TABLE WITH PUSH BAR - 080R11 - MODEL 2

Robust long trolley with push bar - 1500x800x900 mm. Perfect for internal transportation and storage. Equipped with durable Tente wheels.

Sizes	1200x600x875mm, 500x400x850mm, 900x550x875mm
approx. weight	25kg
Maximum Load	200kg
Height to 1st shelf	185mm
Height to 2nd shelf	845mm
Shelf plate	16mm melamine
Wheels	Ø100, Ø75

[Læs blø](#)

**SKU:** 080r11-2



## ROLLING TABLE WITH 2 SHELVES - 080R11 - MODEL 1

Robust standard trolley 900x550x900 mm with 2 shelves. Ideal for warehouse, production and logistics - mobile solution for efficient transportation and storage.

Sizes	500x400x900 mm, 1200x600x900 mm, 900x550x900 mm
approx. weight	20kg
Maximum Load	200kg
Height to 1st shelf	210mm
Height to 2nd shelf	900mm
Shelf plate	16mm melamine
Wheels	Ø100, Ø75

[Læs bløf](#)

**SKU:** 080R11



## HEIGHT-ADJUSTABLE WASTE RACK WITH LID - MODEL 4

Practical waste rack with lid - 440x420x630-900 mm, weight approx. 11 kg and equipped with wheels Ø75 for flexible placement. Ideal for hygienic waste management in production, institutions and warehouses.

Sizes	440x420x630-900mm
approx. weight	11kg
Maximum Load	30kg
Wheels	Ø75
Low	

[Læs bløf](#)

**SKU:** 1804099003-4

**Price:** from 1.245,00 kr.



## SMALL MESH CAGE - 900X1200MM

Compact small mesh cage - 900x1200 mm with robust steel frame, dead weight 112 kg and maximum load 480 kg. Ideal as a mesh cage, transport cage or waste cage in warehouses and logistics.

Sizes	900x1200mm
approx. weight	112kg
Maximum Load	480kg

[Læs bløf](#)

**SKU:** N/A



## 2-COMPARTMENT ROLL CONTAINER - FLEXIBLE AND MANAGEABLE STORAGE

Clear 2-compartment roll container with no door - ideal for warehousing, logistics or production. Available in any RAL color and custom sizes.

Sizes	1200x800x1750mm
approx. weight	75kg
Maximum Load	300kg
Wheels	Ø160

[Læs bløf](#)

**SKU:** N/A



## A-FRAME ON WHEELS - 1500X1100X2050MM

This A-Frame on wheels - 1500x1100x2050 mm is designed for safe and efficient handling of switchboards, panels and large flat items. The stand is robustly constructed and designed specifically for switchboard assembly, but it is also suitable for a wide range of other environments where heavy or...

Sizes	1500x1100x2050mm
approx. weight	50kg
Maximum Load	100kg. per plate
Shelf plate	4x 18 mm birch plywood film/film
Wheels	4 swivels with brakes

[Læs blot](#)

**SKU:** 3086810002

**Price:** from 9.445,00 kr.



## STORAGE RACK ON WHEELS - 1250X800X1700 MM

Robust storage rack on wheels - 1250x800x1700 mm with 4 shelves and a maximum load of 250 kg. The 4 Tente wheels provide easy and stable maneuvering. Ideal for warehouse, production and internal transportation where flexibility and order are essential.

Sizes	1250x800x1700mm
approx. weight	100kg
Maximum Load	250kg
Table top	15 mm birch plywood film/film

[Læs blot](#)

**SKU:** N/A



## STORAGE RACK FOR LARGE ITEMS - EFFICIENT AND SPACE-SAVING SOLUTION

Practical storage rack for large items - an efficient and space-saving solution for safe storage and transportation in production, warehouses and workshops.

Sizes	1600x900x1800mm
approx. weight	80kg
Maximum Load	200kg
Shelf plate	16mm melamine
Wheels	Ø160

[Læs bløf](#)

**SKU:** N/A



## HEIGHT ADJUSTABLE TABLE - 1200X600MM - DUO-LET 3070

Height adjustable table - 1200x600 mm. Compact and ergonomic workbench with electric height adjustment. Solid steel construction with 2 DL6 lifting columns, 200 kg lifting capacity and weight 60 kg. Ideal as a workstation in assembly, workshop and production.

Sizes	1200x600mm
approx. weight	60kg
Lifting capacity	200kg
Lifting columns	2 pcs DL6 - 650 slg.

[Læs bløf](#)

**SKU:** N/A



## STAND FOR SAFETY HELMETS - WITH WALL MOUNT - 250X230X1200 MM

Sizes	250x230x1200mm
approx. weight	
Maximum Load	100kg
Base plate	Steel plate

[Læs bløf](#)

**SKU:** 1802000001

**Price:** from 2.875,00 kr.



## BRANCH RACK ON WHEELS - 1300X950X1700 MM

Robust branch rack on wheels - double-sided and mobile solution for storing pipes, profiles and moldings with good access and structure.

Sizes	1300x950x1700mm
approx. weight	40kg
Maximum Load	300kg
Forks	Ø19x470mm
Wheels	4 pcs Tente PVR wheels Ø125 swivel
Distance between branches	100mm C/C
Branch target	Ø19x470mm

[Læs bløf](#)

**SKU:** 1702000002




## HEIGHT ADJUSTABLE TABLE - ERG-O-LITE

Sizes	1600x800mm, 1800x800mm, 2000x800mm
approx. weight Table top	46 kg Laminate worktop 22mm (ABS Edge)
Lifting capacity Lifting columns	160 kg 2 pcs DL6 – 650 slg.

[Læs bløð](#)

**SKU:** 0202000050-1



## ROLLSTAND FLEX SINGLE

Rollstand Flex Single is a flexible roller stand for handling plastic drums and similar in assembly areas. Its adjustable design ensures optimal adaptation to different tasks.

[Læs bløð](#)

**SKU:** 3086800140



## HEIGHT ADJUSTABLE TABLE WITH TILT FUNCTION - 900X600MM - DUO-LET 3070

Height adjustable table with tilt function - 900x600x720-1370 mm. Electric height and tilt-adjustable workbench for assembly and precision work. Robust construction with lifting capacity of 50 kg and weight approx. 40 kg. Ideal as an assembly table, electrical panel table or workstation in...

Sizes	900x600x720-1370mm
approx. weight	40kg
Lifting capacity	50kg
Wheels	Ø100
Vip function	up to 42°
Maksimal vippekapacitet	50 kg

[Læs bløð](#)

SKU: N/A



## ERGONOMIC LIFT TABLE ERG-O-LIFT 300 SINGLE | ELECTRIC ASSEMBLY TABLE

Ergonomic lifting table with 300 kg capacity and electric height adjustment. Ideal for assembly and production. Get a quote for ERGO-Lift 300 Single!

Sizes	600/1200x600x800 mm
approx. weight	70kg
Lifting capacity	200kg
Table top	16 mm MDF with grooved rubber mat glued on - 1 piece 600x600 mm, 2 pieces 600x300 mm
Foldable	pages
Battery pack	Included
Lifting columns	1 DL2 - 500 pcs.
Wheels	Ø100

[Læs bløð](#)

SKU: 102300002



## HEIGHT ADJUSTABLE TABLE WITH TILT FUNCTION - 2100X1000 MM - ERG-O-LIFT 300

This height adjustable table with tilt function in size 2100x1000 mm is a powerful, ergonomic workstation designed for heavy industrial processes, assembly, production and workshop tasks. The table is built to optimize the working environment and reduce physical strain - even when handling heavy...

Sizes	2100x1000x700-1000mm
approx. weight	150kg
Lifting capacity	400kg
Table top	15 mm birch plywood film/film
Vip function	2 separate tilt functions
Maksimal vippekapacitet	200 kg. per tilt actuator

[Læs blot](#)

SKU: N/A



## LARGE SHEET METAL TROLLEY - 2000X800X1200 MM

Robust large sheet metal trolley - 2000x800x1200 mm in heavy-duty steel for safe transportation of large sheets and items. The trolley has Ø160 wheels, a weight of approx. 180 kg and a maximum load of 400 kg, providing stable and efficient material handling in both production and storage.

Sizes	2000x800x1200mm
approx. weight	180kg
Maximum Load	400kg
Wheels	Ø160

[Læs blot](#)

SKU: N/A



## ROLLING TABLE WITH 3 SHELVES - 1000X500X1000MM - 088R20

Functional rolling table with 3 shelves and integrated push bar. Equipped with durable Tente wheels for safe and easy transportation.

Sizes	1000x500x1000mm
approx. weight	27kg
Maximum Load	200kg
Height to 1st shelf	210mm
Height to 2nd shelf	545mm
Height to 3rd shelf	900mm
Shelf plate	16mm melamine
Wheels	Ø100

[Læs blot](#)

**SKU:** 088R20

**Price:** from 2.985,00 kr.



## STORAGE TROLLEY WITH ADJUSTABLE SHELF - ROBUST AND FLEXIBLE SOLUTION

Robust storage trolley with adjustable shelf - flexible solution that can also function as a universal trolley, parcel trolley or roller trolley in warehouse and production.

Sizes	1270x660mm
approx. weight	40kg
Maximum Load	300kg
Height to 1st shelf	250mm
Height to 2nd shelf	750-900mm
Shelf plate	16mm melamine
Wheels	Ø160

[Læs blot](#)

**SKU:** 0301003007

**Price:** from 5.275,00 kr.



## PLATE TROLLEY WITH ROLLERS - 1200X800X442MM

Efficient sheet metal trolley with rollers - 1200x800x442 mm, weight approx. 70 kg, with front-mounted roller rail and ball rollers. Maximum load 400 kg evenly distributed. Ideal for internal transportation and assembly in production and warehouses.

Sizes	1200x800x442mm
approx. weight	approx. 70kg
Maximum Load	400kg
Wheels	Ø100
Kugle ruller	
Roller rails	

[Læs blot](#)

**SKU:** S110438



## HEIGHT-ADJUSTABLE ROLLING TABLE - 600X500MM

Flexible height-adjustable roller table with manual height adjustment and Tente castors. Ideal for internal transportation, assembly and storage with varying needs.

Sizes	600x500mm
approx. weight	15kg
Maximum Load	100kg
Table top	15 mm birch plywood film/film

Height adjustable  
Wheels

Ø75 - 2 w/brakes, 2  
un/brakes

[Læs blot](#)

**SKU:** 2092900090

**Price:** from 3.895,00 kr.



## ROLLING TABLE WITH LOOP EDGE - 089R21S

Rolling table with loop edge and 2 shelves - ideal for internal transportation and storage in production and warehouse environments.

Sizes	1000x600x1010mm, 700x500x1010mm
approx. weight	20kg
Maximum Load	200kg
Height to 1st shelf	210mm
Height to 2nd shelf	710mm
Shelf plate	16mm melamine
Wheels	Ø100

[Læs blot](#)

**SKU:** 089R21S

---

## PALLET TRUCK


Introducing our Pallet Truck 1200x870 Special - a durable and reliable solution designed specifically for efficient pallet picking in pallet racking.


Product specifications:

- Durable steel construction: Solid design to withstand the strain of daily pallet picking.
- Size: Optimal size of...

[Læs blot](#)

**SKU:** N/A





## UNWINDER FRAME

[Læs blot](#)

SKU: N/A



## STORAGE RACK WITH 4 SHELVES - 900X555X1500MM

Mobile storage rack on wheels - 900x555x1500 mm with 4 shelves, weight approx. 30 kg and maximum load 200 kg. Equipped with sturdy TENTE wheels for easy maneuverability and flexible internal storage.

Sizes	900x555x1500mm
approx. weight	30kg
Maximum Load	200kg
Wheels	Ø100

[Læs blot](#)

SKU: N/A



## LIFT TABLE WITH TILT - LIFT-O-LET 120 SPECIAL | ERGONOMICS & ADJUSTABLE DESIGN

Lift-O-Let 120 Special with tilt and lift function, 120 kg capacity. Optimize working height and ergonomics. Get a non-binding offer!

Sizes	1200x800mm
approx. weight	40kg
Lifting capacity	120kg
Table top	15 mm birch plywood film/film

[Læs blot](#)

**SKU:** N/A



## WORKBENCH / QA STATION

Stable workbench for production

Product specifications:

Dimensions: 1600x800x800 mm  
Table top: 24 mm grey laminate top  
Shelf top: 10 mm grey melamine board  
Powder coating: Optional RAL color

Accessories:

Rear column system  
Buffer area  
Tool board  
Overshelf  
Steel shelf  
...

Sizes	1600x800x800mm
approx. weight	266kg
Maximum Load	400kg
Shelf plate	10mm melamine
Table top	24mm laminate

[Læs blot](#)

**SKU:** 1200000117



## ROLLING TABLE WITH WOBBLE EDGE - 084R15

Practical rolling table with looped edge - 900x550x900 mm. Three stable shelves and secure Tente wheels make it ideal for transportation and storage.

Sizes	1200x600x885mm, 500x400x850mm, 900x550x900mm
approx. weight	38kg
Maximum Load	200kg
Height to 1st shelf	210mm
Height to 2nd shelf	545mm
Height to 3rd shelf	900mm
Wheels	Ø100
Shelf plate	16mm melamine

[Læs bløf](#)

**SKU:** 084R15-M



## TOOL TROLLEY WITH LIFTING BENCH - 1000X750X975-1675MM

Raised tool trolley made of stainless steel with roller rails and plastic table top. Designed for demanding and hygiene-sensitive environments where precision, cleanability and flexibility are essential.

Sizes	1000x750x975-1675mm
approx. weight	225kg
Lifting capacity	1000kg
Wheels	Extra strong
Battery pack	with controls
Table top	50 mm PE-HD sheet, with tool slots.

Roller rails	
Electric propulsion	X

[Læs bløf](#)

**SKU:** S110200-1-1

## LIFTING PLATFORM - LIFT-O-LET 390 | ROBUST & ERGONOMIC



Efficient lifting platform with 200 kg capacity, adjustable height (120-480 mm) and mobile 55 kg construction. Optimizes ergonomics and workflow.

Sizes	1200x800x120-480mm
approx. weight	55kg
Lifting capacity	200kg

[Læs blot](#)

**SKU:** N/A

# HEALTHCARE SECTOR



## STAND FOR SAFETY HELMETS - WITH WALL MOUNT - 250X230X1200 MM

Sizes	250x230x1200mm
approx. weight	
Maximum Load	100kg
Base plate	Steel plate

[Læs bløf](#)

**SKU:** 1802000001

**Price:** from 2.875,00 kr.



## PICKING TROLLEY WITH HEIGHT ADJUSTMENT - 950X500X1300 MM

Ergonomic picking trolley with height adjustment - 950x500x1300 mm, suitable for efficient picking and logistics work. The trolley weighs 26 kg, has a maximum load of 75 kg and is equipped with TENTE wheels Ø100 for a stable and smooth ride.

Sizes	950x500x1300mm
approx. weight	26kg
Maximum Load	75kg
Tray	300x400x200mm
Wheels	Ø100

[Læs bløf](#)

**SKU:** 0309003003

**Price:** from 11.445,00 kr.



## PUSH TROLLEY WITH PUSH BAR - ROBUST AND MOBILE TRANSPORTATION

Bucket trolley with push handle - ergonomic and easy-to-maneuver 1-bucket solution, perfect for efficient transportation in institutions and laundries.

Sizes	850x470x800mm
approx. weight	15kg
Maximum Load	100kg
Ball	800x530x300mm
Wheels	Ø100

[Læs blot](#)

**SKU:** 0902003003

**Price:** from 2.365,00 kr.



## 85 LITER TUB CART - ROBUST & MOBILE TRANSPORT SOLUTION

Efficient 85 liter trolley with robust plastic tub and mobile construction - perfect for hygienic handling in laundries, healthcare and institutions.

Sizes	650x500x960mm
approx. weight	14kg
Maximum Load	100kg
Wheels	Ø75

[Læs blot](#)

**SKU:** 090200300



## CATAFALQUE 2080X700X500-900MM

A JAS catafalque is designed for dignified, safe and stable coffin handling. The 2080x700x500-900mm model combines functional design, high quality and adjustable working height - ideal as both a coffin trolley and a catafalque trolley in professional settings.

Sizes	2080x700x500-900mm
approx. weight	150kg
Lifting capacity	275kg
Roller rails	5x Ø60 roller rails
Wheels	Ø125

[Læs blot](#)

**SKU:** 1009000002



## LIFTING TABLE - 1100X600 MM

Robust lifting table - 1100x600 mm with electric raise/lower function. With a weight of 25 kg and lifting capacity of 50 kg, with Ø75 wheels and 10 mm compact laminate tabletop - ideal for medical and industrial applications.

Sizes	1100x600mm
approx. weight	25kg
Lifting capacity	50kg
Battery pack	with controls
Table top	10mm compact laminate
Wheels	Ø75

[Læs blot](#)

**SKU:** N/A



## STAINLESS STEEL HEIGHT ADJUSTABLE TABLE ON CASTORS - 1500X600 MM - ERG-O-LET 312 - IPX6

Sizes	1500x600x700-1000mm
approx. weight	75kg
Lifting capacity	275kg
Wheels	Ø125
Suitable for the food industry	✓

[Læs bløß](#)

**SKU:** 0101312002

**Price:** from 28.950,00 kr.



## STAINLESS STEEL WASTE RACK

Minimum order of 25 pieces.

Sizes	440x420x630-900mm
approx. weight	
Wheels	4pcs Ø75 w/brakes

[Læs bløß](#)

**SKU:** 1804099075

**Price:** from 1.950,00 kr.



## STAINLESS STEEL LIFTING TABLE - 500X600 MM

Compact lifting table - 500x600 mm with electric height adjustment. Ideal as a work table or "toilet table", with robust construction and precise height adjustment in production and assembly.

Sizes

approx. weight	42kg
Lifting capacity	200kg
Lifting columns	1 DL2 - 500 pcs.
Wheels	Ø100

[Læs blø](#)

**SKU:** N/A

# TEXTILE INDUSTRY



## HANGER RACK ON WHEELS - MODEL 2

This hanging rack on wheels (Model 2) is a mobile and robust solution for hanging clothes in stores, warehouses, showrooms and packing areas. The rack functions as both a garment rack and clothing rack and is ideal when clothes need to be moved frequently between zones, collections or...

Sizes	1500x500x1600mm, 2000x500x1600mm
approx. weight	9kg
Maximum Load	100kg. per hanger bar
Hanger bar	Ø30
Wheels	Ø100

[Læs blot](#)

**SKU:** 1804003001



## HANGER RACK ON WHEELS WITH 2 HANGER RODS - MODEL 4

This hanger rack on wheels with 2 hanger bars (Model 4) is a mobile and high-capacity solution for professional hanging, sorting and internal transportation of clothes. The rack functions as both a clothing rack and a clothes rack, and with two Ø30 hanger rods you get double hanging space...

Sizes	1500x500x1600mm, 2000x500x1600mm
approx. weight	10.5kg
Maximum Load	100kg. per hanger bar
Hanger bar	2x Ø30x2
Wheels	Ø100

[Læs blot](#)

**SKU:** 18040030014



## HEIGHT-ADJUSTABLE WASTE RACK WITH LID - MODEL 4


Practical waste rack with lid - 440x420x630-900 mm, weight approx. 11 kg and equipped with wheels Ø75 for flexible placement. Ideal for hygienic waste management in production, institutions and warehouses.

Sizes	440x420x630-900mm
approx. weight	11kg
Maximum Load	30kg
Wheels	Ø75
Low	

[Læs bløf](#)

**SKU:** 1804099003-4

**Price:** from 1.245,00 kr.



## GRID RACK - 1500×700×2000 MM

Solid grid stand - 1500×700×2000 mm, weight 45 kg and maximum load 200 kg. Equipped with wheels Ø75 and spot welded mesh 50×50×5 mm - ideal for presentation and visual storage.

Sizes	1500x700x2000mm
approx. weight	45kg
Maximum Load	200kg
Wheels	Ø75

[Læs bløf](#)

**SKU:** N/A



## HANGER RACK WITH REMOVABLE RODS - 2000X500X1900MM

Hanger rack with removable bars - 2000x500x1900 mm. Robust powder-coated steel frame with 3 removable hanger bars  $\text{Ø}30 \times 2$ , wheels  $\text{Ø}75$ , weight 15 kg and max. load 100 kg per hanger bar. Mobile, flexible solution for storage and presentation.

Sizes	2000x1900x500mm
approx. weight	15kg
Maximum Load	100kg. per hanger bar
Hanger bar	3 pcs. $\text{Ø}30 \times 2$
Wheels	$\text{Ø}75$

[Læs bløf](#)

**SKU:** 1804003003



## HANGER RACK WITH 3 HANGER BARS - 2000X1900X500MM

Hanger rack with 3 hanger bars - 2000x1900x500 mm. Robust construction in powder-coated steel, weight 25 kg, wheels  $\text{Ø}75$  and load 100 kg per hanger bar. Ideal for maximum hanging capacity in wardrobes, storage or event areas.

Sizes	2000x1900x500mm
approx. weight	25kg
Maximum Load	100kg. per hanger bar
Hanger bar	3 pcs. $\text{Ø}30 \times 2$
Wheels	$\text{Ø}75$

[Læs bløf](#)

**SKU:** 1804003002



## ERGONOMIC TEXTILE CART - 600X390X770-1070MM

Ergonomic textile trolley in solid steel construction with grid design and open sides. The trolley has smooth-running Tente wheels Ø125, providing high stability and easy maneuverability in packaging, textile and production environments.

Sizes	600x390x770-1070mm
approx. weight	10kg
Maximum Load	75kg
Bottom shelf	150mm from floor
Top shelf	470mm from floor
Wheels	Ø75

[Læs bløß](#)

**SKU:** N/A



## TEXTILE TROLLEY SMALL

Product description:

Introducing our efficient Small Textile Cart with Countertop, a practical and stylish solution for sorting clothes in a wide range of environments. With a focus on functionality and durability, this trolley is designed to optimize the laundry sorting process and bring order...

Sizes	470x390x900mm
approx. weight	20kg
Maximum Load	100kg
Shelf plate	18mm laminate board
Wheels	Ø75

[Læs bløß](#)

**SKU:** N/A



## 85 LITER TUB CART - ROBUST & MOBILE TRANSPORT SOLUTION

Efficient 85 liter trolley with robust plastic tub and mobile construction - perfect for hygienic handling in laundries, healthcare and institutions.

Sizes	650x500x960mm
approx. weight	14kg
Maximum Load	100kg
Wheels	Ø75

[Læs bløð](#)

**SKU:** 090200300



## BASKET TROLLEY WITH 15 BASKETS - 1440X600X1750MM

Slim basket trolley for sorting clothes with spacious baskets and mobile construction. The trolley's steel frame and Ø75 wheels ensure easy movement and convenient sorting in production and laundry.

Sizes	1440x600x1750mm
approx. weight	75kg
Maximum Load	200kg
Curves	15pcs.
Wheels	Ø100

[Læs bløð](#)

**SKU:** S110200

# TRANSPORTATION



## MESH CAGE WITH FOLDABLE SIDE - 900X1200MM

Practical grid cage with foldable side - 900x1200 mm, made of robust steel and ideal as a transport cage, waste cage or sorting cage. Perfect for efficient and safe handling in production, storage and recycling.

Sizes	900x1200mm
approx. weight	160kg
Maximum Load	480kg
Foldable	Shelf
Wheels	Ø125

[Læs bløf](#)

**SKU:** 2095310010

**Price:** from 14.845,00 kr.



## SMALL MESH CAGE - 900X1200MM

Compact small mesh cage - 900x1200 mm with robust steel frame, dead weight 112 kg and maximum load 480 kg. Ideal as a mesh cage, transport cage or waste cage in warehouses and logistics.

Sizes	900x1200mm
approx. weight	112kg
Maximum Load	480kg

[Læs bløf](#)

**SKU:** N/A



## GAS CAGE - 1310X1220X1950 MM

Stable gas cage - 1310x1220x1950 mm designed for safe transportation of gas cylinders. Holds up to 32 10 kg gas cylinders, ideal for industrial use, storage and transportation.

Sizes	1310x1220x1950mm
approx. weight	210kg
Maximum Load	1000kg
Aluminum boom	2

[Læs blot](#)

**SKU:** N/A



## TRANSPORT CAGE 1300X1220X840MM

This 1300x1220x840 mm transport cage is designed for safe, structured and efficient handling of gas cylinders and other heavy materials in industry, warehouses and logistics. The cage is dimensioned for 11 kg gas cylinders and can hold up to 16 cylinders at a time. The construction is made of...

Sizes	1300x1220x840mm
approx. weight	75kg
Maximum Load	1000kg
Stabling	Designed to be stackable and stable during transportation

[Læs blot](#)

**SKU:** N/A



## 2-COMPARTMENT ROLL CONTAINER - FLEXIBLE AND MANAGEABLE STORAGE

Clear 2-compartment roll container with no door - ideal for warehousing, logistics or production. Available in any RAL color and custom sizes.

Sizes	1200x800x1750mm
approx. weight	75kg
Maximum Load	300kg
Wheels	Ø160

[Læs bløð](#)

**SKU:** N/A



## ROLL CONTAINER WITH FOLD-DOWN FRONT - FLEXIBLE STORAGE SOLUTION

Robust roll container with fold-down front - mobile and efficient storage solution that ensures easy access, fast operation and safe transportation.

Sizes	1200x600x1400mm
approx. weight	55kg
Maximum Load	200kg
Wheels	Ø100
Base plate	16mm melamine
Foldable	Front

[Læs bløð](#)

**SKU:** 1903003001

**Price:** from 6.175,00 kr.



## HIGH ROLL CONTAINER - ROBUST AND TALL STORAGE SOLUTION

Heavy duty tall roll container with drop down door and high height. Ideal for high volume and robust storage. Available in any RAL colour and special dimensions.

Sizes	1200x600x1850mm
approx. weight	65kg
Maximum Load	200kg
Base plate	15 mm birch plywood film/film
Wheels	Ø160

[Læs blø](#)

**SKU:** N/A



## STAND FOR SAFETY HELMETS - WITH WALL MOUNT - 250X230X1200 MM

Sizes	250x230x1200mm
approx. weight	
Maximum Load	100kg
Base plate	Steel plate

[Læs blø](#)

**SKU:** 1802000001

**Price:** from 2.875,00 kr.



## DOUBLE-SIDED SHEET METAL TROLLEY - 1270X800X1200MM

Robust double-sided sheet metal trolley - designed for safe transportation of sheets with access from both sides, ideal for space-saving work and flexible handling.

Sizes	1270x800x1200mm
approx. weight	90kg
Maximum Load	500kg
Wheels	Ø160

[Læs bløð](#)

**SKU:** 2041020003

**Price:** from 9.745,00 kr.



## LARGE SHEET METAL TROLLEY - 2000X800X1200 MM

Robust large sheet metal trolley - 2000x800x1200 mm in heavy-duty steel for safe transportation of large sheets and items. The trolley has Ø160 wheels, a weight of approx. 180 kg and a maximum load of 400 kg, providing stable and efficient material handling in both production and storage.

Sizes	2000x800x1200mm
approx. weight	180kg
Maximum Load	400kg
Wheels	Ø160

[Læs bløð](#)

**SKU:** N/A



## CART FOR CARDBOARD - 600X400X940MM

Functional cardboard cart - ideal for internal transportation and handling of cardboard packaging in production and warehouses. Robust steel construction with Ø125 wheels ensures easy maneuverability and high stability, even with heavy loads.

Sizes	600x400x940mm
approx. weight	20kg
Maximum Load	200kg
Wheels	Ø100

[Læs blot](#)

SKU: N/A



## PICKING CART WITH 9 COMPARTMENTS - 1080X450X1400 MM

Robust picking cart with 9 compartments - 1080x450x1400 mm, designed for efficient and structured picking and transportation tasks. The weight is 50 kg, max load 150 kg and it has Ø100 wheels for easy maneuvering.

Sizes	1080x450x1400mm
approx. weight	50kg
Maximum Load	150kg
Base plate	15 mm birch plywood film/film
Wheels	Ø100

[Læs blot](#)

SKU: N/A



## LOADER WAGON - 1200X600X400MM

Heavy-duty trolley - 1200x600x400mm with 15 mm birch plywood platform and comfortable Ø260 pneumatic wheels. The trolley weighs approx. 40 kg and can handle a load of up to 500 kg - ideal for internal transportation of heavy items.

Sizes	1200x600x400mm
approx. weight	40kg
Maximum Load	500kg
Base plate	15 mm birch plywood film/film
Wheels	Ø260

[Læs blot](#)

**SKU:** N/A



## LARGE ROLL CONTAINER - HIGH CAPACITY AND HEAVY-DUTY CONSTRUCTION

Heavy-duty large roll container - designed with large capacity for warehouse or logistics with volume and durability requirements. Available in optional RAL colors and custom sizes.

Sizes	1200x600x1850mm
approx. weight	100kg
Maximum Load	300kg
Wheels	Ø125

[Læs blot](#)

**SKU:** N/A




## OPEN-FRONT ROLL CONTAINER - FLEXIBLE TRANSPORTATION

Robust roll container with open front - ideal solution for easy access, transportation and efficient inventory management.

Sizes	700x1200x1600mm
approx. weight	85kg
Base plate	15 mm birch plywood film/film
Wheels	Ø100

[Læs blot](#)

**SKU:** N/A



## PALLET TRUCK

Introducing our Pallet Truck 1200x870 Special - a durable and reliable solution designed specifically for efficient pallet picking in pallet racking.

Product specifications:

- Durable steel construction: Solid design to withstand the strain of daily pallet picking.
- Size: Optimal size of...

[Læs blot](#)

**SKU:** N/A



## SMALL ROLL CONTAINER - MOBILE AND COMPACT STORAGE SOLUTION

Compact small roll container with wheels - ideal for small goods and efficient storage in warehouses and production. Available in any RAL color and custom dimensions.

Sizes	320x320x680mm
approx. weight	15kg
Maximum Load	100kg
Wheels	Ø50

[Læs mere](#)

**SKU:** N/A

# INDEX

## 1

1-step stepladder with hanger handle 258, 341

## 2

2-compartment roll container - flexible and manageable storage 166, 173, 325, 350, 379

2-sided Screen wall on wheels - 1800x2000mm 125, 143

20x3 flat steel S275JR 285

20x6 flat steel S275JR 288

25x25x2 square tube steel profile pipe - EN10305-5 306

## 3

30x20x1.5 square tube precision steel tube 309, 312

30x30 Pipe leg B44-3030 Plastic plug black 299

30x30 Pipe leg plastic plug black B44 dupsko 294

30x30x1.5 square tube precision steel tube 307

30x30x2 square tube precision steel tube 300

30x30x2 square tube steel profile tube 309

30x30x3 square tube hollow profile cold formed 302

30x50x3 square tube hollow profile cold formed 304

30x6 flat steel S275JR 277

## 4

40x20x1.5 square tube precision steel tube 288

40x40x2 square tube precision steel tube EN10305 291

## 5

50x30 1 Pipe leg plastic plug black B46 dupsko 304

50x30x2 square tube precision steel tube 274

50x50x1.5 square tube precision steel tube decapped 280

## 8

80x6 flat steel S275JR 271

85 Liter Tub Cart - Robust & Mobile Transport Solution 82, 98, 366, 375

## A

A-frame on wheels - 1500x1100x2050mm 13, 124, 136, 317, 351

A-frame with overhang - 1500x1100x2050 mm 129, 137, 318, 328

A-frame with removable shelves - 2000x800x2050mm 124, 136, 317, 326

Aluminum rail guide for raise/lower - left 206, 225

## B

B100000 bottom shelf 1600x750x18 274

B100000 worktop 1600x800x24 light gray 272

Back bar gray - 1446x25x50x2 mm R7004 210, 243

Balance block for C-profile 0.6-1.5 kg 187, 239

Base plate stainless steel 1.5x606x856mm laser cut 281

Basket trolley with 15 baskets - 1440x600x1750mm 88, 118, 375

Battery 12V/97A MK1297 Gel 207

Battery cable 200 mm 2 pole connector Linak 190  
Battery cable 200 Plug with 2-pin connector Linak 194  
Battery picking cart - 1220x600x1050 mm 78, 112, 330  
Birch plywood Wire/film 2500x1250x15mm carriage base plate 311  
Bluetooth operation 214  
Branch rack on wheels - 1000x600x1500mm 128, 153  
Branch rack on wheels - 1300x950x1700 mm 128, 153, 353

## C

C-profile rail suspension rail 1990 mm R7004 196, 249  
Cable trolley with base plate 89, 100, 322  
Cart for cardboard - 600x400x940mm 83, 104, 333, 382  
Cart for cardboard with 5 hangers - 600x550x940 mm 91, 107  
Cat for C-profile 22mm - double wheel 211, 243  
Cat for C-profile 22mm - single wheel 213, 244  
Catafalque 2080x700x500-900mm 90, 95, 367  
Catafalque apron 2080x700 289  
Clip holder for paper - for whiteboard 190, 247  
Clothes hanger stand on leveling shoe with 2 hanger bars - Model 3 8, 25, 121, 149  
Control box Linak CBD6S 2 channels 200W 209, 224  
Control BP 10TV Linak Bluetooth w/2 references 188  
Control for Linak 1 ref. w/memory 192, 222  
Control for Linak up/down 2 ref. u/memory 205  
Control for Linak up/down DPF1K00 184, 219  
Control for Linak up/down waterproof TP1 184, 219  
Curved bracket in 10mm plate 298  
Curved support plate for rollstand 308  
Curved U-profile for rollstand 306  
Cut bracket plate in 10mm 282

## D

Detail for package stand 5x20mm 303  
Device C13 plug w/ 2 m cord 230V power cable Linak 215, 221  
DL20184 Linak actuator DL2XXCA00500655 185, 220  
DL20370-00 Linak actuator DL27XCA00350505 199, 228  
Double cabinet with hinged doors 258, 340  
Double-sided sheet metal trolley - 1270x800x1200mm 81, 109, 381  
Drawer section 3x100mm top hung 282

## E

Edge strip black, clamping width of 1-2mm 277  
Erg-O-Lift 300 - Dual Vip 42, 65, 266, 320  
Erg-O-Lift 300 - Flex 42, 66, 256, 267, 320  
Erg-O-Lift 300 - Tilt & Castors - 1800x1000 mm 276  
Ergonomic Lift Table Erg-O-Lift 300 Single | Electric assembly table 40, 69, 265, 355  
Ergonomic Textile Cart - 600x390x770-1070mm 80, 117, 374  
Extraction table on wheels - 2500x800x900 mm 36, 75, 324, 347  
Extraction table with height adjustment - Erg-O-Lift 300 35, 75, 347

## F

Fee 295  
Folder holder - 320x145x250 mm gray R7004 191, 247  
Furniture trolley with buckles - safe and robust transportation 83, 94, 332

## G

Gas cage - 1310x1220x1950 mm 165, 178, 378

Grid rack - 1500x700x2000 mm 129, 145, 372

## H

Hand grip M8x30 Adjustable black 301

Hand grip M8x30 black 271

Hanger rack for drums - 1000x750x1065mm 133, 151, 343

Hanger rack on wheels - Model 2 7, 24, 120, 148, 371

Hanger rack on wheels with 2 hanger rods - Model 4 8, 25, 121, 149, 371

Hanger rack with 3 hanger bars - 2000x1900x500mm 130, 150, 328, 373

Hanger rack with removable rods - 2000x500x1900mm 130, 150, 373

Hanger stand on leveling shoe - Model 1 7, 24, 120, 148

Height adjustable table - 1200x600mm - Duo-Let 3070 38, 56, 264, 352

Height adjustable table - Duo-Let 3070 38, 56

Height adjustable table - Duo-let 3070 - Model 1 3, 17, 29, 52

Height adjustable table - Duo-let 3070 - model 1 293

Height adjustable table - Erg-O-Lift 300 - Model 1 34, 54

Height adjustable table - Erg-O-Lite 14, 22, 39, 57, 354

Height adjustable table with drawer - Duo-Let 3070 37, 55

Height adjustable table with superstructure and drawer - Duo-Let 3070 37, 55

Height adjustable table with tilt function - 1800x1000 mm - Erg-O-Let 312 43, 67, 321

Height adjustable table with tilt function - 2100x1000 mm - Erg-O-Lift 300 41, 65, 266, 319, 329, 356

Height adjustable table with tilt function - 4000x750mm - Erg-O-Lift 300 41, 64, 319

Height adjustable table with tilt function - 900x600mm - Duo-Let 3070 40, 64, 355

Height adjustable table with tilt function - Erg-O-Let 312 - 1000x600mm 39, 63, 265

Height adjustable table with tilt function - Erg-O-Lift 300 - 2100x1560mm 35, 63, 316

Height adjustable table with wheels - 2400x750 mm - Erg-O-Let 310 44, 57, 267, 330

Height-adjustable rolling table - 600x500mm 160, 336, 358

Height-adjustable waste rack - Model 1 11, 122, 139

Height-adjustable waste rack - Model 2 11, 122, 139

Height-adjustable waste rack with lid - Model 3 12, 123, 140

Height-adjustable waste rack with lid - Model 4 12, 123, 140, 349, 372

High roll container - robust and tall storage solution 167, 174, 380

Hinge lock - Tongue 45x16x8 mm 196, 241

Holder for up/down operation Linak 90gr 310

## K

Keg cart 91, 94, 342

Keyboard and monitor holder with arm - for back column 186, 238

Keyboard holder with arm - for back column 203, 241

Knuckle shelf stainless steel 1.5mm laser cut 275

## L

LA31 250mm 12V Linak actuator 216, 226

LA31 300mm 12V Linak actuator 195, 227

LA31 400mm 12V Linak actuator vip 197, 228

LA31 450mm 12V Linak actuator leg 192, 227

Large roll container - high capacity and heavy-duty construction 168, 175, 383

Large sheet metal trolley - 2000x800x1200 mm 82, 109, 331, 356, 381

Lift table with tilt - Lift-O-Let 120 Special | Ergonomics & Adjustable Design 45, 70, 269, 361

Lifting platform - Lift-O-Let 390 | Robust & Ergonomic 48, 71, 253, 363

Lifting table - 1100x600 mm 44, 69, 268, 367  
Linak actuator DL12 column 185, 220  
Linak Bluetooth dongle 202, 229  
Linak Lithium battery 2.15Ah/52Wh 24V DC 211, 221  
Linak Lithium battery 2.85 Ah 25.3-25.7V DC 193, 224  
Loader wagon - 1200x600x400mm 86, 102, 383  
Loose wheel Ø100 blue TPU 204  
Loose wheel Ø125/Ø8 gray TPE 209  
Lowering table with superstructure - Duo-Let 3070 - Model 2 3, 17, 29, 52  
Lowering table with superstructure - Duo-Let 3070 - Model 3 4, 18, 30, 53  
Lowering table with superstructure - Duo-Let 3070 - Model 4 4, 18, 30, 53  
Lowering table with superstructure - Erg-O-Lift 300 - Model 2 34, 54

## **M**

Machine shoe Ø55 black 33-D55M10x30 1 310  
Mesh cage with foldable side - 900x1200mm 164, 171, 377  
Miscellaneous purchased item 291  
Monitor holder with arm - for back column 205, 240  
Motor cable 0.2m Linak 195, 225  
Motor cable 0.5m Linak 204, 223  
Motor cable 1.0m Linak 212, 226  
Motor cable 1.55m Linak 201, 223  
Mounting bracket - Suspension arm for C-profile 217, 246  
Mounting bracket for lifting column Linak DL2 296  
Mounting kit M8 w/spring for rear column 215, 245  
Mounting plate for remote control w/magnet Linak 279  
Multifunctional ear tag cart 295

## **N**

Network cable 0.3m 8 pole RJ45 Linak 217, 222

## **O**

Open-front roll container - flexible transportation 168, 175, 384  
Open-sided roll container - flexible and easily accessible 167, 174, 326  
Order picking trolley with battery and lifting/lowering function - 960x650 mm 78, 112

## **P**

Packing rack on wheels - 600x500mm 132, 157, 338  
Packing station - 500x500mm 132, 157, 257, 335  
Packing table frame - robust and mobile workstation 47, 73, 337  
Packing table on wheels - flexible and robust work table 46, 73, 268, 336  
Pallet truck 339, 345, 359, 384  
Panel lift - 2100x1850mm - Erg-O-Lift 300 260  
Parcel trolley with grid - robust and safe transportation 84, 104, 333  
Pen holder - set 193, 248  
Perforated sheet 9x9mm holes 7% air 307  
Picking box 250x148x130 (DxWxH) gray 180, 236  
Picking box 300x115x100 (DxWxH) blue 191, 248  
Picking box 300x230x150 (DxWxH) gray 194, 249  
Picking cart with 6 compartments - 760x450x1400 mm 85, 114, 335  
Picking cart with 9 compartments - 1080x450x1400 mm 85, 114, 334, 382  
Picking trolley with 4 shelves - 1270x660x1700 mm 87, 115  
Picking trolley with height adjustment - 950x500x1300 mm 79, 113, 257, 365

Picking trolley with springs - 850x450x800 mm 88, 115, 341  
Plate 20mm 600x110mm 275, 311  
Plate 20mm 600x310mm 273  
Plate 2mm 555x325mm 305  
Plate 3mm 555x465 300  
Plate 5mm 75x75mm support 313  
Plate for position stop 286  
Plate for tilt with holes 5mm 285  
Plate in 10mm. 103x270mm 279  
Plate trolley with rollers - 1200x800x442mm 86, 110, 358  
Plug Ø36xM16-25 steel 235 oversize 201, 287  
POM roll with ball bearing 292, 297  
Positioning bolt without stop M12x1.5 thread 272  
Profile tube 25x25x1.5 stainless brushed 303  
Push trolley with push bar - robust and mobile transportation 81, 98, 366

## R

Raise-lower table with tilt function - Erg-O-Lift 300 - 2130x1560mm 43, 66, 321  
Reinforcement for pos stop 5x20mm 283  
Roll container with fold-down front - flexible storage solution 166, 173, 379  
Rolling table with 2 shelves - 080R11 - Model 1 10, 27, 159, 324, 349  
Rolling table with 3 shelves - 1000x500x1000mm - 088R20 14, 160, 332, 357  
Rolling table with high wobble edge - felt covered 162, 340  
Rolling table with loop edge - 089R21S 15, 161, 339, 359  
Rolling table with push bar - 080R11 - Model 2 10, 159, 325, 348  
Rolling table with wobble edge - 084R15 161, 338, 362  
Rollstand complete - 1350 mm core 289  
Rollstand Flex 131, 145, 256, 329  
Rollstand Flex Single 131, 146, 354  
Round steel Ø8 stainless cold drawn ground 301  
Rubber stopper - Ø22x7 - black 198, 242

## S

Shaft Ø25 x 132mm 278  
Shelving trolley with 3 shelves - 1200x600x1450mm 87, 105  
Sit-to-stand table with tilt function - Erg-O-Let 310 - Model 1 5, 19, 31, 60  
Sit-to-stand table with tilt function - Erg-O-Let 310 - Model 2 5, 19, 31, 60, 315  
Sit-to-stand table with tilt function - Erg-O-Let 310 - Model 3 6, 20, 32, 61  
Sit-to-stand table with tilt function - Erg-O-Let 310 - Model 4 6, 20, 32, 61  
Sit-to-stand table with tilt function - Erg-O-Lift 300 - Model 1 9, 21, 33, 62, 264, 315  
Sit-to-stand table with tilt function - Erg-O-Lift 300 - Model 2 9, 21, 33, 62, 316  
Small extraction table - 650x450x900 mm 36, 76, 348  
Small mesh cage - 900x1200mm 164, 171, 350, 377  
Small picking cart - 650x500x960 mm 79, 113, 331  
Small roll container - mobile and compact storage solution 169, 176, 385  
Stackable reversible box 60x40x32cm 200  
Stainless Ear Tag Trolley - 1050x600x900mm 92, 96, 252, 261  
Stainless steel height adjustable table - Erg-O-Let 310 - 1600x700 mm 45, 58, 251  
Stainless steel height adjustable table on castors - 1500x600 mm - Erg-O-Let 312 - IPX6 47, 58, 251, 368  
Stainless steel height-adjustable monitor holder - Ceiling mounting 254, 262  
Stainless steel hinge bracket for shelf. 165x305mm. Shelf boy 298  
Stainless Steel Lifting Table - 500x600 mm 48, 70, 253, 369

Stainless steel plate 1.5x1000x2000mm 296  
Stainless steel plate 3x1000x2000mm 290  
Stainless steel plug for Tape/Liner Stand 283  
Stainless steel plug for Tape/Liner stand 286  
Stainless steel profile guide 1.5x25x25x600mm 293  
Stainless steel profile guide 1.5x25x25x608mm 287  
Stainless steel profile guide 1.5x25x50x100mm 284  
Stainless steel roller table with push bar - 600x400mm 284  
Stainless steel waste rack 134, 141, 252, 368  
Stair module / Ladder KIEFEL KMD 259, 337  
Stand for retractor 133, 146, 259, 343  
Stand for safety helmets - 2 sections - 780x470x1600mm 127, 144, 327  
Stand for safety helmets - with wall mount - 250x230x1200 mm 127, 144, 353, 365, 380  
Steel shelf 670x300 mm R7004 214, 245  
Steel shelf 900x300 mm R7004 212, 244  
Steel shelf gray R7004 670x210 mm with end plates 200, 240  
Steel shelf gray R7004 900x210 mm with end plates 181, 237  
Storage rack for large items - efficient and space-saving solution 126, 155, 352  
Storage rack on wheels - 1250x800x1700 mm 126, 155, 327, 351  
Storage rack with 4 shelves - 900x555x1500mm 89, 106, 342, 360  
Storage trolley - 1015x660x1700mm - U100 90, 106  
Storage trolley with adjustable shelf - robust and flexible solution 84, 105, 334, 357  
Studded wheels Ø125 directional/total brake 2044UAP125R36-32S30 2xM6 188  
Suspension arm 700 mm R7004 186, 238  
Suspension rail 670 mm R7004 208, 242  
Suspension rail 900 mm R7004 181, 237  
Swivel head M10x60 D10 B10 273

## T

Tape / Liner stand 280  
Tent wheels Ø100 UER 100x34-Ø12 - loose 203, 233  
Tent wheels Ø100 w/brakes 2477PJP100P30-11 207  
Tent wheels Ø160 fixed 3478UFP160P63 290  
Tent wheels Ø160 w/brakes 3470UFP160P63 210, 234  
Tent wheels Ø160 w/brakes 3477UFP160P63 183, 232  
Tent wheels Ø200 fixed 3478UFP200P63 206, 233  
Tent wheels Ø200 w/brakes 3477ITP200P63 198  
Tent Ø82 Novatech ETP 082x76-Ø20 HL83 wheels 199  
Tente wheels Ø125 w/brakes 3470PVR125P62 213  
Tente wheels Ø200 w/brakes 3470ITP200P63 202  
Tente wheels Ø200 w/brakes 3470UFP200P63 208, 234  
Tente wheels Ø50 w/brake 2475PI050P30-11 center mounted 183, 232  
Textile trolley - Large model 305  
Textile trolley Small 80, 117, 374  
Textile trolley with fold-down handle 276  
Threaded rod M6x1000 Stainless A2 313  
Threaded stud 20x20mm M8 thread 281  
Tool board 480x670 mm R7024 180, 236  
Tool board 480x900 mm R7024 216, 246  
Tool board hook set 24 pieces 187, 239  
Tool board on wheels 13, 125, 143, 318  
Tool trolley with lifting bench - 1000x750x975-1675mm 92, 95, 261, 362  
Top plate shelf stainless steel 1.5mm (consists of 2 parts) 278

Transport cage 302  
Transport cage 1300x1220x840mm 165, 178, 378  
Tub 85 liters white 80x55x33cm 297

## **U**

Unwinder Frame 260, 360

## **W**

Washer with holes Ø130x5mm 308  
Wheel Ø100 w/brake and mounting plate 197  
Wire mesh Ø4 mesh c/c 50mm welded black steel 1500x3000 299  
Workbench / QA station 46, 50, 361  
Worktop 1200x650x18 w/ABS edge light gray 294  
Worktop 3000x1200x18 w/ABS edge light gray 312

## **Ø**

Ø150 - Swivel PNP (soft wheel) - Tente 2477 182, 231  
Ø150 - Swivel PNP w/brakes (soft wheels) - Tente 2470 182, 231  
Ø60x2 Precision welded steel pipe 292