



JAS

Product Catalog 2026

JAS.dk ApS
Lyager 9, 6933 Kibæk, (DK)

TABLE OF CONTENTS

| | |
|-------------------------------|-----|
| Standard Products | 3 |
| Workbenches | 17 |
| Clothes hangers | 24 |
| Carts | 27 |
| Tables | 29 |
| Workstations | 50 |
| Height adjustable tables | 52 |
| Height adjustable workbenches | 60 |
| Lifting Tables | 69 |
| Packing tables | 73 |
| Extraction tables | 75 |
| Trolleys | 78 |
| Other trolleys | 94 |
| Bellows trolleys | 98 |
| Cable trolleys | 100 |
| Catafalque trolleys | 102 |
| Loader wagons | 104 |
| Storage trolleys | 106 |
| Plate trolleys | 110 |
| Picking trolleys | 113 |
| Textile trolleys | 118 |
| Racks | 121 |
| A-frames | 137 |
| Litter bins | 140 |
| Other stands | 144 |
| Hanger racks | 149 |
| Branch racks | 154 |
| Storage racks | 156 |
| Packing racks | 158 |
| Rolling tables | 160 |
| Cages | 165 |
| Mesh cages | 172 |
| Roll containers | 174 |
| Transport cages | 179 |

| | |
|---|-----|
| Accessories | 181 |
| Linak Accessories | 220 |
| TENTE Wheels | 232 |
| Accessories for height adjustable table | 237 |
| Stainless steel | 252 |
| Special Products | 257 |
| ESD Products | 265 |
| Undefined-en | 272 |
| Switchboard installation | 316 |
| Warehouse & Logistics | 325 |
| Stock items | 346 |
| Production & Assembly | 348 |
| Healthcare sector | 366 |
| Textile industry | 372 |
| Transportation | 378 |

STANDARD PRODUCTS

HEIGHT ADJUSTABLE TABLE - DUO-LET 3070 - MODEL 1



This height adjustable table (Duo-let 3070 - model 1) is a stable and ergonomic workbench for production, assembly and workshop. Available in 1600×800 mm, 1800×800 mm and 2000×800 mm, the table provides ample workspace for both small and large items. With 200 kg lifting capacity and 2...

| | |
|------------------|--|
| Sizes | 1600x800mm, 1800x800mm, 2000x800mm |
| approx. weight | 50kg |
| Lifting capacity | 200kg |
| Table top | Laminate worktop 22mm (ABS Edge) |
| Lifting columns | 2 pcs DL6 – 650 slg. |

[Læs bløð](#)

SKU: 0101305005



LOWERING TABLE WITH SUPERSTRUCTURE - DUO- LET 3070 - MODEL 2

This height adjustable table with standard extension (Duo-Let 3070 - Model 2) is a complete workstation for assembly, production and workshop environments where order and tool availability are essential. The table is available in 1600×800 mm, 1800×800 mm and 2000×800 mm and has a powerful...

| | |
|------------------|--|
| Sizes | 1600x800mm, 1800x800mm, 2000x800mm |
| approx. weight | 70kg |
| Lifting capacity | 400kg |
| Lifting columns | 4 pcs DL6 – 650 slg. |
| Table top | Laminate worktop 22mm (ABS Edge) |

[Læs bløð](#)

SKU: 0101305003-2



LOWERING TABLE WITH SUPERSTRUCTURE - DUO-LET 3070 - MODEL 3

This height adjustable table with extension (Duo-Let 3070 - Model 3) is a complete and professional workstation for assembly and production where organization and efficiency are essential. The table is available in 1600×800 mm, 1800×800 mm and 2000×800 mm and has a lifting capacity of 400 kg....

| | |
|------------------|--|
| Sizes | 1600x800mm, 1800x800mm, 2000x800mm |
| approx. weight | 75kg |
| Lifting capacity | 400kg |
| Table top | Laminate worktop 22mm (ABS Edge) |
| Lifting columns | 4 pieces DL6 - 650 slg. |

[Læs blø](#)

SKU: 0101305003-3



LOWERING TABLE WITH SUPERSTRUCTURE - DUO-LET 3070 - MODEL 4

This lifting and lowering table with superstructure (Duo-Let 3070 - Model 4) is a fully equipped workstation for assembly and production where ergonomics, structure and high capacity are essential. The table is available in 1600×800 mm, 1800×800 mm and 2000×800 mm and has a 400 kg lifting...

| | |
|------------------|--|
| Sizes | 1600x800mm, 1800x800mm, 2000x800mm |
| approx. weight | 100kg |
| Lifting capacity | 400kg |
| Lifting columns | 4 pcs DL6 - 650 slg. |
| Table top | Laminate worktop 22mm (ABS Edge) |

[Læs blø](#)

SKU: 0101305003-4

SIT-TO-STAND TABLE WITH TILT FUNCTION - ERG-O-LET 310 - MODEL 1



This height-adjustable table with tilt function is the first of four models in the series.

The table is equipped with raise, lower and tilt functions.

| | |
|-------------------------|---|
| Sizes | 1600x800mm, 1800x800mm, 2000x800mm |
| approx. weight | 105kg |
| Lifting capacity | 400kg |
| Lifting columns | 2 pcs. LA31 – 450 slg. 1 pcs. tilt actuator 400 slg. |
| Vip function | up to 80° |
| Front edge | 50 mm above frame – Bolted, removable. |
| Table top | Laminate worktop 22mm (ABS Edge) |
| Maksimal vippekapacitet | 200 kg. per tilt actuator |

[Læs bløð](#)

SKU: 104310003-1

SIT-TO-STAND TABLE WITH TILT FUNCTION - ERG-O-LET 310 - MODEL 2



This height-adjustable table with tilt function is the second of four models in the series.

The table is equipped with raise, lower and tilt functions and wheels that are used in the lowest position.

| | |
|-------------------------|---|
| Sizes | 1600x800mm, 1800x800mm, 2000x800mm |
| approx. weight | 110kg |
| Lifting capacity | 400kg |
| Table top | Laminate worktop 22mm (ABS Edge) |
| Vip function | up to 80° |
| Lifting columns | 2 pcs. LA31 – 450 slg. 1 pcs. tilt actuator 400 slg. |
| Front edge | 50 mm above frame – Bolted, removable. |
| Wheels | Ø75 |
| Maksimal vippekapacitet | 200 kg. per tilt actuator |

[Læs bløð](#)

SKU: 104310003-2



SIT-TO-STAND TABLE WITH TILT FUNCTION - ERG-O-LET 310 - MODEL 3

This height adjustable table with tilt function is the third of four models in the series.

The table is equipped with raise, lower and tilt functions, castors that are used in the lowest position and cable outlets for an optimized workflow.

| | |
|-------------------------|--|
| Sizes | 1600x800mm, 1800x800mm, 2000x800mm |
| approx. weight | 112kg |
| Lifting capacity | 400kg |
| Lifting columns | 2 pcs. LA31 – 450 slg. 1 pcs. tilt actuator 400 slg. |
| Wheels | Ø75 |
| Table top | Laminate worktop 22mm (ABS Edge) |
| Front edge | 50 mm above frame – Bolted, removable. |
| Maksimal vippekapacitet | 200 kg. per tilt actuator |

[Læs blø](#)

SKU: 104310003-3

SIT-TO-STAND TABLE WITH TILT FUNCTION - ERG-O-LET 310 - MODEL 4



This height-adjustable table with tilt function is the fourth model out of four in the series.

The table is equipped with raising, lowering and tilting functions, castors that are used in the lowest position, cable outlets for an optimized workflow and a mounting frame for superstructure.

| | |
|-------------------------|--|
| Sizes | 1600x800mm, 1800x800mm, 2000x800mm |
| approx. weight | 120kg |
| Lifting capacity | 400kg |
| Lifting columns | 2 pcs. LA31 – 450 slg. 1 pcs. tilt actuator 400 slg. |
| Vip function | up to 80° |
| Front edge | 50 mm above frame – Bolted, removable. |
| Wheels | Ø75 |
| Table top | Laminate worktop 22mm (ABS Edge) |
| Cable holder overhang | 2x400mm |
| Surface-mounted frame | for superstructure |
| Maksimal vippekapacitet | 200 kg. per tilt actuator |

[Læs blø](#)

SKU: 104310003-4



HANGER STAND ON LEVELING SHOE - MODEL 1

This hanger rack on style shoe (Model 1) is a stable and simple solution for hanging clothes, textiles or other items in retail, warehouse, showroom and production environments. The rack functions as both a garment rack and clothing rack and is designed with a robust hanger bar Ø30 that can...

| | |
|----------------|-------------------------------------|
| Sizes | 1500x500x1600mm, 2000x500x1600mm |
| approx. weight | 9kg |
| Maximum Load | 100kg per suspension rod |
| Hanger bar | Ø30 |

[Læs blot](#)

SKU: 1804003001-1



HANGER RACK ON WHEELS - MODEL 2

This hanging rack on wheels (Model 2) is a mobile and robust solution for hanging clothes in stores, warehouses, showrooms and packing areas. The rack functions as both a garment rack and clothing rack and is ideal when clothes need to be moved frequently between zones, collections or...

| | |
|----------------|-------------------------------------|
| Sizes | 1500x500x1600mm, 2000x500x1600mm |
| approx. weight | 9kg |
| Maximum Load | 100kg. per hanger bar |
| Hanger bar | Ø30 |
| Wheels | Ø100 |

[Læs blot](#)

SKU: 1804003001



CLOTHES HANGER STAND ON LEVELING SHOE WITH 2 HANGER BARS - MODEL 3

This hanger rack with 2 hanger rods (Model 3) is a stable and space-optimized clothing rack for professional hanging of clothes in stores, warehouses and showrooms. With two hanger rods (Ø30x2) you get significantly more hanging capacity and better sorting of collections, sizes or orders. The...

| | |
|----------------|-------------------------------------|
| Sizes | 1500x500x1600mm, 2000x500x1600mm |
| approx. weight | |
| Maximum Load | 100kg per suspension rod |
| Hanger bar | Ø30x2 |

[Læs blot](#)

SKU: 18040030014-1



HANGER RACK ON WHEELS WITH 2 HANGER RODS - MODEL 4

This hanger rack on wheels with 2 hanger bars (Model 4) is a mobile and high-capacity solution for professional hanging, sorting and internal transportation of clothes. The rack functions as both a clothing rack and a clothes rack, and with two Ø30 hanger rods you get double hanging space...

| | |
|----------------|-------------------------------------|
| Sizes | 1500x500x1600mm, 2000x500x1600mm |
| approx. weight | 10.5kg |
| Maximum Load | 100kg. per hanger bar |
| Hanger bar | 2x Ø30x2 |
| Wheels | Ø100 |

[Læs blot](#)

SKU: 18040030014

SIT-TO-STAND TABLE WITH TILT FUNCTION - ERG-O- LIFT 300 - MODEL 1



Height adjustable table with tilt function. Height 780-1280 mm, tilt up to 80°, lifting capacity 400 kg and weight 125 kg. 15 mm birch plywood (film/film) and Bluetooth operation. Ideal tilting table/assembly table in production.

| | |
|-------------------------|--|
| Sizes | 1600x800mm, 1800x800mm, 2000x800mm |
| approx. weight | 125kg |
| Lifting capacity | 400kg |
| Table top | 15 mm birch plywood film/film |
| Maksimal vippekapacitet | 200 kg. per tilt actuator up to 80° |
| Vip function | 2 DL2 – 500 slg (raise/lower), 2 LA31 – 400 slg. |
| Lifting columns | 50 mm above frame – bolted |
| Front edge | Phase-mounted and handheld bluetooth operation |
| Operation | |

[Læs bloß](#)

SKU: 0104300002

SIT-TO-STAND TABLE WITH TILT FUNCTION - ERG-O- LIFT 300 - MODEL 2



| | |
|-------------------------|--|
| Sizes | 1600x800mm, 1800x800mm, 2000x800mm |
| approx. weight | 125kg |
| Lifting capacity | 400kg |
| Maksimal vippekapacitet | 200 kg. per tilt actuator up to 80° |
| Vip function | 15 mm birch plywood film/film |
| Table top | 2 DL2 – 500 slg (raise/lower), 2 LA31 – 400 slg. |
| Lifting columns | 4 x Ø100 swivel castors with brakes |
| Wheels | |

[Læs bloß](#)

SKU: 0104300002-2



ROLLING TABLE WITH PUSH BAR - 080R11 - MODEL 2

Robust long trolley with push bar - 1500x800x900 mm. Perfect for internal transportation and storage. Equipped with durable Tente wheels.

| | |
|---------------------|--|
| Sizes | 1200x600x875mm, 500x400x850mm, 900x550x875mm |
| approx. weight | 25kg |
| Maximum Load | 200kg |
| Height to 1st shelf | 185mm |
| Height to 2nd shelf | 845mm |
| Shelf plate | 16mm melamine |
| Wheels | Ø100, Ø75 |

[Læs blø](#)

SKU: 080r11-2



ROLLING TABLE WITH 2 SHELVES - 080R11 - MODEL 1

Robust standard trolley 900x550x900 mm with 2 shelves. Ideal for warehouse, production and logistics - mobile solution for efficient transportation and storage.

| | |
|---------------------|---|
| Sizes | 500x400x900 mm, 1200x600x900 mm, 900x550x900 mm |
| approx. weight | 20kg |
| Maximum Load | 200kg |
| Height to 1st shelf | 210mm |
| Height to 2nd shelf | 900mm |
| Shelf plate | 16mm melamine |
| Wheels | Ø100, Ø75 |

[Læs blø](#)

SKU: 080R11



HEIGHT-ADJUSTABLE WASTE RACK - MODEL 1

| | |
|----------------|-------------------|
| Sizes | 440x420x630-900mm |
| approx. weight | 9kg |
| Maximum Load | 30kg |
| stillesko | 4 pcs. |

[Læs blot](#)

SKU: 1804099003-1

Price: from 925,00 kr.



HEIGHT-ADJUSTABLE WASTE RACK - MODEL 2

Practical and robust height-adjustable waste rack with wheels - perfect for efficient waste sorting in industry, warehouses and institutions.

| | |
|----------------|-------------------|
| Sizes | 440x420x630-900mm |
| approx. weight | 10kg |
| Maximum Load | 30kg |
| Wheels | Ø75 |

[Læs blot](#)

SKU: 1804099003-2

Price: from 1.045,00 kr.



HEIGHT-ADJUSTABLE WASTE RACK WITH LID - MODEL 3

| | |
|----------------|-------------------|
| Sizes | 440x420x630-900mm |
| approx. weight | 10.5kg |
| Maximum Load | 30kg |
| stillesko | 4 pcs. |
| Low | |

[Læs blot](#)

SKU: 1804099003-3

Price: from 1.125,00 kr.



HEIGHT-ADJUSTABLE WASTE RACK WITH LID - MODEL 4

Practical waste rack with lid - 440x420x630-900 mm, weight approx. 11 kg and equipped with wheels Ø75 for flexible placement. Ideal for hygienic waste management in production, institutions and warehouses.

| | |
|----------------|-------------------|
| Sizes | 440x420x630-900mm |
| approx. weight | 11kg |
| Maximum Load | 30kg |
| Wheels | Ø75 |
| Low | |

[Læs blot](#)

SKU: 1804099003-4

Price: from 1.245,00 kr.



A-FRAME ON WHEELS - 1500X1100X2050MM

This A-Frame on wheels - 1500x1100x2050 mm is designed for safe and efficient handling of switchboards, panels and large flat items. The stand is robustly constructed and designed specifically for switchboard assembly, but it is also suitable for a wide range of other environments where heavy or...

| | |
|----------------|-------------------------------------|
| Sizes | 1500x1100x2050mm |
| approx. weight | 50kg |
| Maximum Load | 100kg. per plate |
| Shelf plate | 4x 18 mm birch plywood film/film |
| Wheels | 4 swivels with brakes |

[Læs blot](#)

SKU: 3086810002

Price: from 9.445,00 kr.



TOOL BOARD ON WHEELS

| | |
|------------|---|
| Sizes | 930x600x1700mm |
| Base plate | 10mm compact laminate |
| Wheels | 4 pcs. TENTE Ø125 2 w/brake. 2 w/o brake |

[Læs blot](#)

SKU: 1804003009

Price: from 8.445,00 kr.



HEIGHT ADJUSTABLE TABLE - ERG-O-LITE

| | |
|-------------------------------------|--|
| Sizes | 1600x800mm, 1800x800mm, 2000x800mm |
| approx. weight Table top | 46 kg Laminate worktop 22mm (ABS Edge) |
| Lifting capacity Lifting columns | 160 kg 2 pcs DL6 – 650 slg. |

[Læs bløð](#)

SKU: 0202000050-1



ROLLING TABLE WITH 3 SHELVES - 1000X500X1000MM - 088R20

Functional rolling table with 3 shelves and integrated push bar. Equipped with durable Tente wheels for safe and easy transportation.

| | |
|---------------------|-----------------|
| Sizes | 1000x500x1000mm |
| approx. weight | 27kg |
| Maximum Load | 200kg |
| Height to 1st shelf | 210mm |
| Height to 2nd shelf | 545mm |
| Height to 3rd shelf | 900mm |
| Shelf plate | 16mm melamine |
| Wheels | Ø100 |

[Læs bløð](#)

SKU: 088R20

Price: from 2.985,00 kr.



ROLLING TABLE WITH LOOP EDGE - 089R21S

Rolling table with loop edge and 2 shelves - ideal for internal transportation and storage in production and warehouse environments.

| | |
|---------------------|------------------------------------|
| Sizes | 1000x600x1010mm, 700x500x1010mm |
| approx. weight | 20kg |
| Maximum Load | 200kg |
| Height to 1st shelf | 210mm |
| Height to 2nd shelf | 710mm |
| Shelf plate | 16mm melamine |
| Wheels | Ø100 |

[Læs bløð](#)

SKU: 089R21S

WORKBENCHES

HEIGHT ADJUSTABLE TABLE - DUO-LET 3070 - MODEL 1



This height adjustable table (Duo-let 3070 - model 1) is a stable and ergonomic workbench for production, assembly and workshop. Available in 1600×800 mm, 1800×800 mm and 2000×800 mm, the table provides ample workspace for both small and large items. With 200 kg lifting capacity and 2...

| | |
|------------------|--|
| Sizes | 1600x800mm, 1800x800mm, 2000x800mm |
| approx. weight | 50kg |
| Lifting capacity | 200kg |
| Table top | Laminate worktop 22mm (ABS Edge) |
| Lifting columns | 2 pcs DL6 – 650 slg. |

[Læs bløð](#)

SKU: 0101305005



LOWERING TABLE WITH SUPERSTRUCTURE - DUO- LET 3070 - MODEL 2

This height adjustable table with standard extension (Duo-Let 3070 - Model 2) is a complete workstation for assembly, production and workshop environments where order and tool availability are essential. The table is available in 1600×800 mm, 1800×800 mm and 2000×800 mm and has a powerful...

| | |
|------------------|--|
| Sizes | 1600x800mm, 1800x800mm, 2000x800mm |
| approx. weight | 70kg |
| Lifting capacity | 400kg |
| Lifting columns | 4 pcs DL6 – 650 slg. |
| Table top | Laminate worktop 22mm (ABS Edge) |

[Læs bløð](#)

SKU: 0101305003-2



LOWERING TABLE WITH SUPERSTRUCTURE - DUO-LET 3070 - MODEL 3

This height adjustable table with extension (Duo-Let 3070 - Model 3) is a complete and professional workstation for assembly and production where organization and efficiency are essential. The table is available in 1600×800 mm, 1800×800 mm and 2000×800 mm and has a lifting capacity of 400 kg....

| | |
|------------------|--|
| Sizes | 1600x800mm, 1800x800mm, 2000x800mm |
| approx. weight | 75kg |
| Lifting capacity | 400kg |
| Table top | Laminate worktop 22mm (ABS Edge) |
| Lifting columns | 4 pieces DL6 - 650 slg. |

[Læs blø](#)

SKU: 0101305003-3



LOWERING TABLE WITH SUPERSTRUCTURE - DUO-LET 3070 - MODEL 4

This lifting and lowering table with superstructure (Duo-Let 3070 - Model 4) is a fully equipped workstation for assembly and production where ergonomics, structure and high capacity are essential. The table is available in 1600×800 mm, 1800×800 mm and 2000×800 mm and has a 400 kg lifting...

| | |
|------------------|--|
| Sizes | 1600x800mm, 1800x800mm, 2000x800mm |
| approx. weight | 100kg |
| Lifting capacity | 400kg |
| Lifting columns | 4 pcs DL6 - 650 slg. |
| Table top | Laminate worktop 22mm (ABS Edge) |

[Læs blø](#)

SKU: 0101305003-4

SIT-TO-STAND TABLE WITH TILT FUNCTION - ERG-O-LET 310 - MODEL 1



This height-adjustable table with tilt function is the first of four models in the series.

The table is equipped with raise, lower and tilt functions.

| | |
|-------------------------|---|
| Sizes | 1600x800mm, 1800x800mm, 2000x800mm |
| approx. weight | 105kg |
| Lifting capacity | 400kg |
| Lifting columns | 2 pcs. LA31 – 450 slg. 1 pcs. tilt actuator 400 slg. |
| Vip function | up to 80° |
| Front edge | 50 mm above frame – Bolted, removable. |
| Table top | Laminate worktop 22mm (ABS Edge) |
| Maksimal vippekapacitet | 200 kg. per tilt actuator |

[Læs bløf](#)

SKU: 104310003-1

SIT-TO-STAND TABLE WITH TILT FUNCTION - ERG-O-LET 310 - MODEL 2



This height-adjustable table with tilt function is the second of four models in the series.

The table is equipped with raise, lower and tilt functions and wheels that are used in the lowest position.

| | |
|-------------------------|---|
| Sizes | 1600x800mm, 1800x800mm, 2000x800mm |
| approx. weight | 110kg |
| Lifting capacity | 400kg |
| Table top | Laminate worktop 22mm (ABS Edge) |
| Vip function | up to 80° |
| Lifting columns | 2 pcs. LA31 – 450 slg. 1 pcs. tilt actuator 400 slg. |
| Front edge | 50 mm above frame – Bolted, removable. |
| Wheels | Ø75 |
| Maksimal vippekapacitet | 200 kg. per tilt actuator |

[Læs bløf](#)

SKU: 104310003-2



SIT-TO-STAND TABLE WITH TILT FUNCTION - ERG-O-LET 310 - MODEL 3

This height adjustable table with tilt function is the third of four models in the series.

The table is equipped with raise, lower and tilt functions, castors that are used in the lowest position and cable outlets for an optimized workflow.

| | |
|-------------------------|--|
| Sizes | 1600x800mm, 1800x800mm, 2000x800mm |
| approx. weight | 112kg |
| Lifting capacity | 400kg |
| Lifting columns | 2 pcs. LA31 – 450 slg. 1 pcs. tilt actuator 400 slg. |
| Wheels | Ø75 |
| Table top | Laminate worktop 22mm (ABS Edge) |
| Front edge | 50 mm above frame – Bolted, removable. |
| Maksimal vippekapacitet | 200 kg. per tilt actuator |

[Læs bløf](#)

SKU: 104310003-3

SIT-TO-STAND TABLE WITH TILT FUNCTION - ERG-O-LET 310 - MODEL 4



This height-adjustable table with tilt function is the fourth model out of four in the series.

The table is equipped with raising, lowering and tilting functions, castors that are used in the lowest position, cable outlets for an optimized workflow and a mounting frame for superstructure.

| | |
|-------------------------|--|
| Sizes | 1600x800mm, 1800x800mm, 2000x800mm |
| approx. weight | 120kg |
| Lifting capacity | 400kg |
| Lifting columns | 2 pcs. LA31 – 450 slg. 1 pcs. tilt actuator 400 slg. |
| Vip function | up to 80° |
| Front edge | 50 mm above frame – Bolted, removable. |
| Wheels | Ø75 |
| Table top | Laminate worktop 22mm (ABS Edge) |
| Cable holder overhang | 2x400mm |
| Surface-mounted frame | for superstructure |
| Maksimal vippekapacitet | 200 kg. per tilt actuator |

[Læs bløf](#)

SKU: 104310003-4

SIT-TO-STAND TABLE WITH TILT FUNCTION - ERG-O- LIFT 300 - MODEL 1



Height adjustable table with tilt function. Height 780-1280 mm, tilt up to 80°, lifting capacity 400 kg and weight 125 kg. 15 mm birch plywood (film/film) and Bluetooth operation. Ideal tilting table/assembly table in production.

| | |
|-------------------------|--|
| Sizes | 1600x800mm, 1800x800mm, 2000x800mm |
| approx. weight | 125kg |
| Lifting capacity | 400kg |
| Table top | 15 mm birch plywood film/film |
| Maksimal vippekapacitet | 200 kg. per tilt actuator |
| Vip funktion | up to 80° |
| Lifting columns | 2 DL2 – 500 slg (raise/lower), 2 LA31 – 400 slg. |
| Front edge | 50 mm above frame – bolted |
| Operation | Phase-mounted and handheld bluetooth operation |

[Læs bløf](#)

SKU: 0104300002

SIT-TO-STAND TABLE WITH TILT FUNCTION - ERG-O- LIFT 300 - MODEL 2



| | |
|-------------------------|--|
| Sizes | 1600x800mm, 1800x800mm, 2000x800mm |
| approx. weight | 125kg |
| Lifting capacity | 400kg |
| Maksimal vippekapacitet | 200 kg. per tilt actuator |
| Vip funktion | up to 80° |
| Table top | 15 mm birch plywood film/film |
| Lifting columns | 2 DL2 – 500 slg (raise/lower), 2 LA31 – 400 slg. |
| Wheels | 4 x Ø100 swivel castors with brakes |

[Læs bløf](#)

SKU: 0104300002-2

HEIGHT ADJUSTABLE TABLE - ERG-O-LITE



| | |
|-------------------------------------|--|
| Sizes | 1600x800mm, 1800x800mm, 2000x800mm |
| approx. weight Table top | 46 kg Laminate worktop 22mm (ABS Edge) |
| Lifting capacity Lifting columns | 160 kg 2 pcs DL6 – 650 slg. |

[Læs bløf](#)

SKU: 0202000050-1

CLOTHES HANGERS



HANGER STAND ON LEVELING SHOE - MODEL 1

This hanger rack on style shoe (Model 1) is a stable and simple solution for hanging clothes, textiles or other items in retail, warehouse, showroom and production environments. The rack functions as both a garment rack and clothing rack and is designed with a robust hanger bar Ø30 that can...

| | |
|----------------|-------------------------------------|
| Sizes | 1500x500x1600mm, 2000x500x1600mm |
| approx. weight | 9kg |
| Maximum Load | 100kg per suspension rod |
| Hanger bar | Ø30 |

[Læs bløf](#)

SKU: 1804003001-1



HANGER RACK ON WHEELS - MODEL 2

This hanging rack on wheels (Model 2) is a mobile and robust solution for hanging clothes in stores, warehouses, showrooms and packing areas. The rack functions as both a garment rack and clothing rack and is ideal when clothes need to be moved frequently between zones, collections or...

| | |
|----------------|-------------------------------------|
| Sizes | 1500x500x1600mm, 2000x500x1600mm |
| approx. weight | 9kg |
| Maximum Load | 100kg. per hanger bar |
| Hanger bar | Ø30 |
| Wheels | Ø100 |

[Læs bløf](#)

SKU: 1804003001



CLOTHES HANGER STAND ON LEVELING SHOE WITH 2 HANGER BARS - MODEL 3

This hanger rack with 2 hanger rods (Model 3) is a stable and space-optimized clothing rack for professional hanging of clothes in stores, warehouses and showrooms. With two hanger rods (Ø30×2) you get significantly more hanging capacity and better sorting of collections, sizes or orders. The...

| | |
|----------------|-------------------------------------|
| Sizes | 1500x500x1600mm, 2000x500x1600mm |
| approx. weight | |
| Maximum Load | 100kg per suspension rod |
| Hanger bar | Ø30×2 |

[Læs blot](#)

SKU: 18040030014-1



HANGER RACK ON WHEELS WITH 2 HANGER RODS - MODEL 4

This hanger rack on wheels with 2 hanger bars (Model 4) is a mobile and high-capacity solution for professional hanging, sorting and internal transportation of clothes. The rack functions as both a clothing rack and a clothes rack, and with two Ø30 hanger rods you get double hanging space...

| | |
|----------------|-------------------------------------|
| Sizes | 1500x500x1600mm, 2000x500x1600mm |
| approx. weight | 10.5kg |
| Maximum Load | 100kg. per hanger bar |
| Hanger bar | 2x Ø30×2 |
| Wheels | Ø100 |

[Læs blot](#)

SKU: 18040030014

CARTS



ROLLING TABLE WITH 2 SHELVES - 080R11 - MODEL 1

Robust standard trolley 900x550x900 mm with 2 shelves. Ideal for warehouse, production and logistics - mobile solution for efficient transportation and storage.

| | |
|---------------------|---|
| Sizes | 500x400x900 mm, 1200x600x900 mm, 900x550x900 mm |
| approx. weight | 20kg |
| Maximum Load | 200kg |
| Height to 1st shelf | 210mm |
| Height to 2nd shelf | 900mm |
| Shelf plate | 16mm melamine |
| Wheels | Ø100, Ø75 |

[Læs blot](#)

SKU: 080R11



TABLES

HEIGHT ADJUSTABLE TABLE - DUO-LET 3070 - MODEL 1



This height adjustable table (Duo-let 3070 - model 1) is a stable and ergonomic workbench for production, assembly and workshop. Available in 1600×800 mm, 1800×800 mm and 2000×800 mm, the table provides ample workspace for both small and large items. With 200 kg lifting capacity and 2...

| | |
|------------------|--|
| Sizes | 1600x800mm, 1800x800mm, 2000x800mm |
| approx. weight | 50kg |
| Lifting capacity | 200kg |
| Table top | Laminate worktop 22mm (ABS Edge) |
| Lifting columns | 2 pcs DL6 – 650 slg. |

[Læs bløð](#)

SKU: 0101305005



LOWERING TABLE WITH SUPERSTRUCTURE - DUO- LET 3070 - MODEL 2

This height adjustable table with standard extension (Duo-Let 3070 - Model 2) is a complete workstation for assembly, production and workshop environments where order and tool availability are essential. The table is available in 1600×800 mm, 1800×800 mm and 2000×800 mm and has a powerful...

| | |
|------------------|--|
| Sizes | 1600x800mm, 1800x800mm, 2000x800mm |
| approx. weight | 70kg |
| Lifting capacity | 400kg |
| Lifting columns | 4 pcs DL6 – 650 slg. |
| Table top | Laminate worktop 22mm (ABS Edge) |

[Læs bløð](#)

SKU: 0101305003-2



LOWERING TABLE WITH SUPERSTRUCTURE - DUO-LET 3070 - MODEL 3

This height adjustable table with extension (Duo-Let 3070 - Model 3) is a complete and professional workstation for assembly and production where organization and efficiency are essential. The table is available in 1600×800 mm, 1800×800 mm and 2000×800 mm and has a lifting capacity of 400 kg....

| | |
|------------------|--|
| Sizes | 1600x800mm, 1800x800mm, 2000x800mm |
| approx. weight | 75kg |
| Lifting capacity | 400kg |
| Table top | Laminate worktop 22mm (ABS Edge) |
| Lifting columns | 4 pieces DL6 - 650 slg. |

[Læs blø](#)

SKU: 0101305003-3



LOWERING TABLE WITH SUPERSTRUCTURE - DUO-LET 3070 - MODEL 4

This lifting and lowering table with superstructure (Duo-Let 3070 - Model 4) is a fully equipped workstation for assembly and production where ergonomics, structure and high capacity are essential. The table is available in 1600×800 mm, 1800×800 mm and 2000×800 mm and has a 400 kg lifting...

| | |
|------------------|--|
| Sizes | 1600x800mm, 1800x800mm, 2000x800mm |
| approx. weight | 100kg |
| Lifting capacity | 400kg |
| Lifting columns | 4 pcs DL6 - 650 slg. |
| Table top | Laminate worktop 22mm (ABS Edge) |

[Læs blø](#)

SKU: 0101305003-4

SIT-TO-STAND TABLE WITH TILT FUNCTION - ERG-O-LET 310 - MODEL 1



This height-adjustable table with tilt function is the first of four models in the series.

The table is equipped with raise, lower and tilt functions.

| | |
|-------------------------|---|
| Sizes | 1600x800mm, 1800x800mm, 2000x800mm |
| approx. weight | 105kg |
| Lifting capacity | 400kg |
| Lifting columns | 2 pcs. LA31 – 450 slg. 1 pcs. tilt actuator 400 slg. |
| Vip function | up to 80° |
| Front edge | 50 mm above frame – Bolted, removable. |
| Table top | Laminate worktop 22mm (ABS Edge) |
| Maksimal vippekapacitet | 200 kg. per tilt actuator |

[Læs bløð](#)

SKU: 104310003-1

SIT-TO-STAND TABLE WITH TILT FUNCTION - ERG-O-LET 310 - MODEL 2



This height-adjustable table with tilt function is the second of four models in the series.

The table is equipped with raise, lower and tilt functions and wheels that are used in the lowest position.

| | |
|-------------------------|---|
| Sizes | 1600x800mm, 1800x800mm, 2000x800mm |
| approx. weight | 110kg |
| Lifting capacity | 400kg |
| Table top | Laminate worktop 22mm (ABS Edge) |
| Vip function | up to 80° |
| Lifting columns | 2 pcs. LA31 – 450 slg. 1 pcs. tilt actuator 400 slg. |
| Front edge | 50 mm above frame – Bolted, removable. |
| Wheels | Ø75 |
| Maksimal vippekapacitet | 200 kg. per tilt actuator |

[Læs bløð](#)

SKU: 104310003-2



SIT-TO-STAND TABLE WITH TILT FUNCTION - ERG-O-LET 310 - MODEL 3

This height adjustable table with tilt function is the third of four models in the series.

The table is equipped with raise, lower and tilt functions, castors that are used in the lowest position and cable outlets for an optimized workflow.

| | |
|-------------------------|--|
| Sizes | 1600x800mm, 1800x800mm, 2000x800mm |
| approx. weight | 112kg |
| Lifting capacity | 400kg |
| Lifting columns | 2 pcs. LA31 – 450 slg. 1 pcs. tilt actuator 400 slg. |
| Wheels | Ø75 |
| Table top | Laminate worktop 22mm (ABS Edge) |
| Front edge | 50 mm above frame – Bolted, removable. |
| Maksimal vippekapacitet | 200 kg. per tilt actuator |

[Læs blø](#)

SKU: 104310003-3

SIT-TO-STAND TABLE WITH TILT FUNCTION - ERG-O-LET 310 - MODEL 4



This height-adjustable table with tilt function is the fourth model out of four in the series.

The table is equipped with raising, lowering and tilting functions, castors that are used in the lowest position, cable outlets for an optimized workflow and a mounting frame for superstructure.

| | |
|-------------------------|--|
| Sizes | 1600x800mm, 1800x800mm, 2000x800mm |
| approx. weight | 120kg |
| Lifting capacity | 400kg |
| Lifting columns | 2 pcs. LA31 – 450 slg. 1 pcs. tilt actuator 400 slg. |
| Vip function | up to 80° |
| Front edge | 50 mm above frame – Bolted, removable. |
| Wheels | Ø75 |
| Table top | Laminate worktop 22mm (ABS Edge) |
| Cable holder overhang | 2x400mm |
| Surface-mounted frame | for superstructure |
| Maksimal vippekapacitet | 200 kg. per tilt actuator |

[Læs blø](#)

SKU: 104310003-4

SIT-TO-STAND TABLE WITH TILT FUNCTION - ERG-O- LIFT 300 - MODEL 1



Height adjustable table with tilt function. Height 780-1280 mm, tilt up to 80°, lifting capacity 400 kg and weight 125 kg. 15 mm birch plywood (film/film) and Bluetooth operation. Ideal tilting table/assembly table in production.

| | |
|-------------------------|--|
| Sizes | 1600x800mm, 1800x800mm, 2000x800mm |
| approx. weight | 125kg |
| Lifting capacity | 400kg |
| Table top | 15 mm birch plywood film/film |
| Maksimal vippekapacitet | 200 kg. per tilt actuator |
| Vip funktion | up to 80° |
| Lifting columns | 2 DL2 – 500 slg (raise/lower), 2 LA31 – 400 slg. |
| Front edge | 50 mm above frame – bolted |
| Operation | Phase-mounted and handheld bluetooth operation |

[Læs bløf](#)

SKU: 0104300002

SIT-TO-STAND TABLE WITH TILT FUNCTION - ERG-O- LIFT 300 - MODEL 2



| | |
|-------------------------|--|
| Sizes | 1600x800mm, 1800x800mm, 2000x800mm |
| approx. weight | 125kg |
| Lifting capacity | 400kg |
| Maksimal vippekapacitet | 200 kg. per tilt actuator |
| Vip funktion | up to 80° |
| Table top | 15 mm birch plywood film/film |
| Lifting columns | 2 DL2 – 500 slg (raise/lower), 2 LA31 – 400 slg. |
| Wheels | 4 x Ø100 swivel castors with brakes |

[Læs bløf](#)

SKU: 0104300002-2

HEIGHT ADJUSTABLE TABLE - ERG-O-LIFT 300 - MODEL 1

Heavy-duty electric workbench with height adjustment, 50 mm file bench plate. Weight approx. 135 kg and lifting capacity of 400 kg. Perfect as a workstation and ergonomic table for assembly and production.



| | |
|------------------|---|
| Sizes | 1600x800mm, 1800x800mm, 2000x800mm, 2500x800mm |
| approx. weight | 135kg |
| Lifting capacity | 400kg |
| Table top | 50mm filing bench plate |
| Lifting columns | 2 pcs DL2 - 500 pcs (raise/lower) |

[Læs blot](#)

SKU: 0101300006

LOWERING TABLE WITH SUPERSTRUCTURE - ERG-O- LIFT 300 - MODEL 2

Height adjustable table with superstructure - Model 2 Heavy-duty electric workbench with height adjustment, 50 mm file table top and solid superstructure for mounting lights, shelves, display arms and tool boards. Weight 165 kg and lifting capacity 400 kg. Perfect as a workstation and ergonomic...



| | |
|------------------|---|
| Sizes | 1600x800mm, 1800x800mm, 2000x800mm, 2500x800mm |
| approx. weight | 165kg |
| Lifting capacity | 400kg |
| Table top | 50mm filing bench plate |
| Lifting columns | 2 pcs DL2 - 500 pcs (raise/lower) |

[Læs blot](#)

SKU: 0101300003

HEIGHT ADJUSTABLE TABLE WITH TILT FUNCTION - ERGO-LIFT 300 - 2100X1560MM



| | |
|-------------------------|---|
| Sizes | 2100x1560mm |
| Lifting capacity | 300kg |
| Table top | 15 mm birch plywood film/film |
| Lifting columns | 2 pcs DL2 - 500 slg - 3 pcs LA31 tilt actuator - 400 slg. |
| Vip function | up to 80° |
| Wheels | 4 x Ø100 swivel castors with brakes |
| Maksimal vippekapacitet | 300kg |

[Læs blø](#)

SKU: S110524

Price: from 49.750,00 kr.

EXTRACTION TABLE WITH HEIGHT ADJUSTMENT - ERGO-LIFT 300



Ergonomic extraction table with height adjustment - 2500x800 mm, with electric height adjustment and 400 kg capacity. Weight 135 kg, double lifting column construction DL2-500 - ideal for production and assembly with clean air and ergonomic requirements.

| | |
|------------------|-----------------------------------|
| Sizes | 2500x800mm |
| approx. weight | 135kg |
| Lifting capacity | 400kg |
| Lifting columns | 2 pcs DL2 - 500 pcs (raise/lower) |
| Table top | 20x30 birch slats |

[Læs blø](#)

SKU: 1003000037

Price: from 26.750,00 kr.



EXTRACTION TABLE ON WHEELS - 2500X800X900 MM

Flexible extraction table on wheels - 2500x800x900mm, ideal for production and workshops. With a weight of 100 kg, wheels Ø160 and heavy-duty steel construction, the table functions as an extraction workbench that effectively removes dust and particles directly at source. A mobile extraction...

| | |
|----------------|-------------------|
| Sizes | 2500x800x900mm |
| approx. weight | 100kg |
| Table top | 20x30 birch slats |
| Wheels | Ø160 |

[Læs bløð](#)

SKU: 0106003001

Price: from 19.350,00 kr.



SMALL EXTRACTION TABLE - 650X450X900 MM

Compact small extraction table - 650x450x900mm with strong steel construction and efficient extraction. Suitable for precision work and small assembly tasks where clean air and ergonomics are in focus. With a working height of 900 mm and a weight of 24 kg, the table provides stability and...

| | |
|----------------|-------------------|
| Sizes | 650x450x900mm |
| approx. weight | 24kg |
| Maximum Load | 100kg |
| Table top | 20x30 birch slats |
| Wheels | Ø75 |

[Læs bløð](#)

SKU: 403003001

Price: from 11.850,00 kr.



HEIGHT ADJUSTABLE TABLE WITH DRAWER - DUO-LET 3070

| | |
|-------------------------|--|
| Sizes | 1600x800mm, 1800x800mm, 2000x800mm |
| approx. weight | 80kg |
| Lifting capacity | 400kg |
| Lifting columns | 4 pcs DL6 - 650 slg. |
| Table top | Laminate worktop 22mm (ABS Edge) |
| Skuffer | 1 drawer on rails |
| Læs blø | |
| SKU: N/A | |



HEIGHT ADJUSTABLE TABLE WITH SUPERSTRUCTURE AND DRAWER - DUO-LET 3070

| | |
|-------------------------|--|
| Sizes | 1600x800mm, 1800x800mm, 2000x800mm |
| approx. weight | 100kg |
| Lifting capacity | 400kg |
| Lifting columns | 4 pcs DL6 - 650 slg. |
| Table top | Laminate worktop 22mm (ABS Edge) |
| Skuffer | 1 drawer on rails |
| Læs blø | |
| SKU: 0101305002 | |

HEIGHT ADJUSTABLE TABLE - 1200X600MM - DUO-LET 3070



Height adjustable table - 1200x600 mm. Compact and ergonomic workbench with electric height adjustment. Solid steel construction with 2 DL6 lifting columns, 200 kg lifting capacity and weight 60 kg. Ideal as a workstation in assembly, workshop and production.

| | |
|------------------|----------------------|
| Sizes | 1200x600mm |
| approx. weight | 60kg |
| Lifting capacity | 200kg |
| Lifting columns | 2 pcs DL6 – 650 slg. |

[Læs bløf](#)

SKU: N/A

HEIGHT ADJUSTABLE TABLE - DUO-LET 3070



| | |
|------------------|--|
| Sizes | 1600x800mm, 1800x800mm, 2000x800mm |
| approx. weight | 75kg |
| Lifting capacity | 400kg |
| Lifting columns | 4 pcs DL6 – 650 slg. |

[Læs bløf](#)

SKU: N/A



HEIGHT ADJUSTABLE TABLE - ERG-O-LITE

| | |
|-------------------------------------|--|
| Sizes | 1600x800mm, 1800x800mm, 2000x800mm |
| approx. weight Table top | 46 kg Laminate worktop 22mm (ABS Edge) |
| Lifting capacity Lifting columns | 160 kg 2 pcs DL6 – 650 slg. |

[Læs bløð](#)

SKU: 0202000050-1



HEIGHT ADJUSTABLE TABLE WITH TILT FUNCTION - ERG- O-LET 312 - 1000X600MM

| | |
|-------------------------|----------------------------------|
| Sizes | 1000x600x935-1385mm |
| approx. weight | 55kg |
| Lifting capacity | 200kg |
| Table top | 15 mm birch plywood film/foil |
| Vip function | up to 80° |
| Front edge | 150 mm above the worktop |
| Maksimal vippekapacitet | 200 kg. per tilt actuator |

[Læs bløð](#)

SKU: 0102312002



HEIGHT ADJUSTABLE TABLE WITH TILT FUNCTION - 900X600MM - DUO-LET 3070

Height adjustable table with tilt function - 900x600x720-1370 mm. Electric height and tilt-adjustable workbench for assembly and precision work. Robust construction with lifting capacity of 50 kg and weight approx. 40 kg. Ideal as an assembly table, electrical panel table or workstation in...

| | |
|-------------------------|--------------------|
| Sizes | 900x600x720-1370mm |
| approx. weight | 40kg |
| Lifting capacity | 50kg |
| Wheels | Ø100 |
| Vip function | up to 42° |
| Maksimal vippekapacitet | 50 kg |

[Læs bløð](#)

SKU: N/A



ERGONOMIC LIFT TABLE ERG-O-LIFT 300 SINGLE | ELECTRIC ASSEMBLY TABLE


Ergonomic lifting table with 300 kg capacity and electric height adjustment. Ideal for assembly and production. Get a quote for ERGO-Lift 300 Single!

| | |
|------------------|--|
| Sizes | 600/1200x600x800 mm |
| approx. weight | 70kg |
| Lifting capacity | 200kg |
| Table top | 16 mm MDF with grooved rubber mat glued on - 1 piece 600x600 mm, 2 pieces 600x300 mm |
| Foldable | pages |
| Battery pack | Included |
| Lifting columns | 1 DL2 - 500 pcs. |
| Wheels | Ø100 |

[Læs bløð](#)

SKU: 102300002

HEIGHT ADJUSTABLE TABLE WITH TILT FUNCTION - 4000X750MM - ERG-O-LIFT 300



Height adjustable table with tilt function - 4000x750mm. Heavy-duty tilt table with five height-adjustable roller rails, 400 kg lifting capacity and tilt up to 80°. Weight 350 kg. Ideal as an assembly and production table with electric height adjustment.

| | |
|-------------------------|--|
| Sizes | 4000x750x800-1300mm |
| approx. weight | 350kg |
| Lifting capacity | 400kg |
| Table top | 15 mm birch plywood film/film |
| Front edge | 50mm above the worktop |
| Vip function | up to 80° |
| Roller rails | 5 pieces that can be raised/lowered under the worktop |
| Gas dampers | 2 pcs - 500 pcs. |
| Lifting columns | 2 DL2 - 500 slg (raise/lower), 4 LA31 - 250 slg (tilt), 4 Baselift - 100 slg (roller tracks) |
| Maksimal vippekapacitet | 400 kg |

[Læs blø](#)

SKU: S110423

HEIGHT ADJUSTABLE TABLE WITH TILT FUNCTION - 2100X1000 MM - ERG-O-LIFT 300



This height adjustable table with tilt function in size 2100x1000 mm is a powerful, ergonomic workstation designed for heavy industrial processes, assembly, production and workshop tasks. The table is built to optimize the working environment and reduce physical strain - even when handling heavy...

| | |
|-------------------------|-------------------------------|
| Sizes | 2100x1000x700-1000mm |
| approx. weight | 150kg |
| Lifting capacity | 400kg |
| Table top | 15 mm birch plywood film/film |
| Vip function | 2 separate tilt functions |
| Maksimal vippekapacitet | 200 kg. per tilt actuator |

[Læs blø](#)

SKU: N/A



ERG-O-LIFT 300 - DUAL VIP

- Size: 2500x1000 mm
- Table top: 15 mm two-piece carriage base plate
- Lifter columns: 2 pcs DL2 - 500 slg.
- Tilt actuators: 4 pcs. LA31 - 400 slg.
- Lift capacity: 400 kg.
- Possibility to tilt both sides of the table parrally or separately
- Extension frame with rear column system - 3 rear...

| | |
|-------------------------|--|
| Sizes | 2500x1000mm |
| approx. weight | 180kg |
| Lifting capacity | 400kg |
| Table top | 15 mm birch plywood film/film |
| Lifting columns | 2 pcs DL2 - 500 slg. 4 pcs LA31 - 400 slg. |
| Maksimal vippekapacitet | 400 kg |

[Læs bløf](#)

SKU: EOL300-DV



ERG-O-LIFT 300 - FLEX

- Size: 1180-1880x770 mm
- Table top: 15 mm birch plywood film/film
- Front edge: 30 mm above table top (for 15 mm table top)
- Length adjustable using lockable positioning bolts
- Intervals of 50 mm
- Start height: 850 mm
- Max height: 1350 mm
- Lift capacity: 200 kg.
- Lift columns: 2 pcs DL 2 - 500...

| | |
|-------------------------|-------------------------------|
| Sizes | 1180x1880x760mm |
| approx. weight | 50kg |
| Maximum Load | 200kg |
| Table top | 15 mm birch plywood film/film |
| Wheels | Ø100 |
| Maksimal vippekapacitet | 200 kg |
| Vip function | up to 80° |

[Læs bløf](#)

SKU: EOL300-FLEX

RAISE-LOWER TABLE WITH TILT FUNCTION - ERG-O- LIFT 300 - 2130X1560MM



| | |
|-------------------------|--|
| Sizes | 2130x1560mm |
| Lifting capacity | 300kg |
| Lifting columns | 2 pcs DL2 - 500 slg - 3 pcs LA31 tilt actuator - 400 slg. |
| Vip function | up to 80° |
| Maksimal vippekapaцитet | 300kg |
| Wheels | 4 x Ø100 swivel castors with brakes |

[Læs bløß](#)

SKU: S110524-A

HEIGHT ADJUSTABLE TABLE WITH TILT FUNCTION - 1800X1000 MM - ERG-O-LET 312



Height adjustable table with tilt function - 1800x800 mm. Solid workbench prepared for sheet metal assembly. Electric raise/lower and tilt function, lifting capacity 400 kg and robust steel construction. Ideal as a tilting table, assembly table and workstation in industrial production.

| | |
|-------------------------|---------------------------|
| Sizes | 1800x1000mm |
| approx. weight | 105kg |
| Lifting capacity | 400kg |
| Vip function | up to 80° |
| Lifting columns | 2 pcs. LA 31 - 450 slg. |
| Prepared for | Sheet metal assembly |
| Maksimal vippekapaцитet | 200 kg. per tilt actuator |

[Læs bløß](#)

SKU: N/A

HEIGHT ADJUSTABLE TABLE WITH WHEELS - 2400X750 MM - ERG-O-LET 310



Height adjustable table with wheels - 2400x750 mm. Ergonomic workbench with electric height adjustment, heavy-duty steel construction and Ø100 wheels for flexible mobility. Prepared for sheet metal assembly, lifting capacity 400 kg and weight 80 kg. Ideal as a workstation in assembly and...

| | |
|----------------|-----------------------|
| Sizes | 2400x750mm |
| approx. weight | 80kg |
| Maximum Load | 400kg |
| Actuator | 2pcs LA 31 - 450 slg. |
| Prepared for | Sheet metal assembly |
| Wheels | Ø100 |

[Læs bløf](#)

SKU: N/A

LIFTING TABLE - 1100X600 MM



Robust lifting table - 1100x600 mm with electric raise/lower function. With a weight of 25 kg and lifting capacity of 50 kg, with Ø75 wheels and 10 mm compact laminate tabletop - ideal for medical and industrial applications.

| | |
|------------------|-----------------------|
| Sizes | 1100x600mm |
| approx. weight | 25kg |
| Lifting capacity | 50kg |
| Battery pack | with controls |
| Table top | 10mm compact laminate |
| Wheels | Ø75 |

[Læs bløf](#)

SKU: N/A



STAINLESS STEEL HEIGHT ADJUSTABLE TABLE - ERG- O-LET 310 - 1600X700 MM

| | |
|------------------|--|
| Sizes | 1600x700x720-1170mm |
| approx. weight | 130kg |
| Table top | 16mm PA plate with 3mm stainless steel plate |
| Shelf plate | 16mm PA plate with 3mm stainless steel plate |
| Lifting columns | 2pcs LA31 - 450 slg. |
| Lifting capacity | 400kg |
| Wheels | 4 TENTE 75 swivels 2 with brake, 2 without brake |

[Læs bløß](#)

SKU: 0102003008

Price: from 37.850,00 kr.



LIFT TABLE WITH TILT - LIFT-O-LET 120 SPECIAL | ERGONOMICS & ADJUSTABLE DESIGN

Lift-O-Let 120 Special with tilt and lift function, 120 kg capacity. Optimize working height and ergonomics. Get a non-binding offer!

| | |
|------------------|-------------------------------|
| Sizes | 1200x800mm |
| approx. weight | 40kg |
| Lifting capacity | 120kg |
| Table top | 15 mm birch plywood film/film |

[Læs bløß](#)

SKU: N/A



WORKBENCH / QA STATION

Stable workbench for production

Product specifications:

Dimensions: 1600x800x800 mm
Table top: 24 mm grey laminate top
Shelf top: 10 mm grey melamine board
Powder coating: Optional RAL color

Accessories:

Rear column system
Buffer area
Tool board
Overshelf
Steel shelf
...

| | |
|----------------|----------------|
| Sizes | 1600x800x800mm |
| approx. weight | 266kg |
| Maximum Load | 400kg |
| Shelf plate | 10mm melamine |
| Table top | 24mm laminate |

[Læs blot](#)

SKU: 1200000117



PACKING TABLE ON WHEELS - FLEXIBLE AND ROBUST WORK TABLE

Flexible packing table on wheels - robust work and assembly table for packing, logistics and production. Available in any RAL color and custom dimensions.

| | |
|----------------|----------------------------------|
| Sizes | 2000x750x700mm |
| approx. weight | 55kg |
| Table top | 15 mm birch plywood film/film |
| Wheels | Ø100 |

[Læs blot](#)

SKU: S110509



STAINLESS STEEL HEIGHT ADJUSTABLE TABLE ON CASTORS - 1500X600 MM - ERG-O-LET 312 - IPX6

| | |
|--------------------------------|---------------------|
| Sizes | 1500x600x700-1000mm |
| approx. weight | 75kg |
| Lifting capacity | 275kg |
| Wheels | Ø125 |
| Suitable for the food industry | ✓ |

[Læs bløð](#)

SKU: 0101312002

Price: from 28.950,00 kr.



PACKING TABLE FRAME - ROBUST AND MOBILE WORKSTATION

Strong packing table frame with castors - ideal as a work and assembly table. Available in any RAL color and custom dimensions.

| | |
|----------------|----------------------|
| Sizes | 2000x1000x840mm |
| approx. weight | 45kg |
| Maximum Load | 400kg |
| Prepared for | Sheet metal assembly |
| Wheels | Ø100 |

[Læs bløð](#)

SKU: N/A



STAINLESS STEEL LIFTING TABLE - 500X600 MM

Compact lifting table - 500x600 mm with electric height adjustment. Ideal as a work table or "toilet table", with robust construction and precise height adjustment in production and assembly.

| | |
|------------------|------------------|
| Sizes | |
| approx. weight | 42kg |
| Lifting capacity | 200kg |
| Lifting columns | 1 DL2 - 500 pcs. |
| Wheels | Ø100 |

[Læs blø](#)

SKU: N/A



LIFTING PLATFORM - LIFT-O-LET 390 | ROBUST & ERGONOMIC

Efficient lifting platform with 200 kg capacity, adjustable height (120-480 mm) and mobile 55 kg construction. Optimizes ergonomics and workflow.

| | |
|------------------|--------------------|
| Sizes | 1200x800x120-480mm |
| approx. weight | 55kg |
| Lifting capacity | 200kg |

[Læs blø](#)

SKU: N/A



WORKSTATIONS



WORKBENCH / QA STATION

Stable workbench for production

Product specifications:

Dimensions: 1600x800x800 mm
Table top: 24 mm grey laminate top
Shelf top: 10 mm grey melamine board
Powder coating: Optional RAL color

Accessories:

Rear column system
Buffer aria
Tool board
Overshelf
Steel shelf
...

| | |
|----------------|----------------|
| Sizes | 1600x800x800mm |
| approx. weight | 266kg |
| Maximum Load | 400kg |
| Shelf plate | 10mm melamine |
| Table top | 24mm laminate |

[Læs bløf](#)

SKU: 1200000117



HEIGHT ADJUSTABLE TABLES

HEIGHT ADJUSTABLE TABLE - DUO-LET 3070 - MODEL 1



This height adjustable table (Duo-let 3070 - model 1) is a stable and ergonomic workbench for production, assembly and workshop. Available in 1600×800 mm, 1800×800 mm and 2000×800 mm, the table provides ample workspace for both small and large items. With 200 kg lifting capacity and 2...

| | |
|------------------|--|
| Sizes | 1600x800mm, 1800x800mm, 2000x800mm |
| approx. weight | 50kg |
| Lifting capacity | 200kg |
| Table top | Laminate worktop 22mm (ABS Edge) |
| Lifting columns | 2 pcs DL6 – 650 slg. |

[Læs bløð](#)

SKU: 0101305005



LOWERING TABLE WITH SUPERSTRUCTURE - DUO- LET 3070 - MODEL 2

This height adjustable table with standard extension (Duo-Let 3070 - Model 2) is a complete workstation for assembly, production and workshop environments where order and tool availability are essential. The table is available in 1600×800 mm, 1800×800 mm and 2000×800 mm and has a powerful...

| | |
|------------------|--|
| Sizes | 1600x800mm, 1800x800mm, 2000x800mm |
| approx. weight | 70kg |
| Lifting capacity | 400kg |
| Lifting columns | 4 pcs DL6 – 650 slg. |
| Table top | Laminate worktop 22mm (ABS Edge) |

[Læs bløð](#)

SKU: 0101305003-2



LOWERING TABLE WITH SUPERSTRUCTURE - DUO-LET 3070 - MODEL 3

This height adjustable table with extension (Duo-Let 3070 - Model 3) is a complete and professional workstation for assembly and production where organization and efficiency are essential. The table is available in 1600×800 mm, 1800×800 mm and 2000×800 mm and has a lifting capacity of 400 kg...

| | |
|------------------|--|
| Sizes | 1600x800mm, 1800x800mm, 2000x800mm |
| approx. weight | 75kg |
| Lifting capacity | 400kg |
| Table top | Laminate worktop 22mm (ABS Edge) |
| Lifting columns | 4 pieces DL6 - 650 slg. |

[Læs blø](#)

SKU: 0101305003-3



LOWERING TABLE WITH SUPERSTRUCTURE - DUO-LET 3070 - MODEL 4

This lifting and lowering table with superstructure (Duo-Let 3070 - Model 4) is a fully equipped workstation for assembly and production where ergonomics, structure and high capacity are essential. The table is available in 1600×800 mm, 1800×800 mm and 2000×800 mm and has a 400 kg lifting...

| | |
|------------------|--|
| Sizes | 1600x800mm, 1800x800mm, 2000x800mm |
| approx. weight | 100kg |
| Lifting capacity | 400kg |
| Lifting columns | 4 pcs DL6 - 650 slg. |
| Table top | Laminate worktop 22mm (ABS Edge) |

[Læs blø](#)

SKU: 0101305003-4

HEIGHT ADJUSTABLE TABLE - ERG-O-LIFT 300 - MODEL 1

Heavy-duty electric workbench with height adjustment, 50 mm file bench plate. Weight approx. 135 kg and lifting capacity of 400 kg. Perfect as a workstation and ergonomic table for assembly and production.



| | |
|------------------|---|
| Sizes | 1600x800mm, 1800x800mm, 2000x800mm, 2500x800mm |
| approx. weight | 135kg |
| Lifting capacity | 400kg |
| Table top | 50mm filing bench plate |
| Lifting columns | 2 pcs DL2 - 500 pcs (raise/lower) |

[Læs blot](#)

SKU: 0101300006

LOWERING TABLE WITH SUPERSTRUCTURE - ERG-O- LIFT 300 - MODEL 2

Height adjustable table with superstructure - Model 2 Heavy-duty electric workbench with height adjustment, 50 mm file table top and solid superstructure for mounting lights, shelves, display arms and tool boards. Weight 165 kg and lifting capacity 400 kg. Perfect as a workstation and ergonomic...



| | |
|------------------|---|
| Sizes | 1600x800mm, 1800x800mm, 2000x800mm, 2500x800mm |
| approx. weight | 165kg |
| Lifting capacity | 400kg |
| Table top | 50mm filing bench plate |
| Lifting columns | 2 pcs DL2 - 500 pcs (raise/lower) |

[Læs blot](#)

SKU: 0101300003



HEIGHT ADJUSTABLE TABLE WITH DRAWER - DUO-LET 3070

| | |
|-------------------------|--|
| Sizes | 1600x800mm, 1800x800mm, 2000x800mm |
| approx. weight | 80kg |
| Lifting capacity | 400kg |
| Lifting columns | 4 pcs DL6 - 650 slg. |
| Table top | Laminate worktop 22mm (ABS Edge) |
| Skuffer | 1 drawer on rails |
| Læs blø | |
| SKU: N/A | |



HEIGHT ADJUSTABLE TABLE WITH SUPERSTRUCTURE AND DRAWER - DUO-LET 3070

| | |
|-------------------------|--|
| Sizes | 1600x800mm, 1800x800mm, 2000x800mm |
| approx. weight | 100kg |
| Lifting capacity | 400kg |
| Lifting columns | 4 pcs DL6 - 650 slg. |
| Table top | Laminate worktop 22mm (ABS Edge) |
| Skuffer | 1 drawer on rails |
| Læs blø | |
| SKU: 0101305002 | |

HEIGHT ADJUSTABLE TABLE - 1200X600MM - DUO-LET 3070



Height adjustable table - 1200x600 mm. Compact and ergonomic workbench with electric height adjustment. Solid steel construction with 2 DL6 lifting columns, 200 kg lifting capacity and weight 60 kg. Ideal as a workstation in assembly, workshop and production.

| | |
|------------------|----------------------|
| Sizes | 1200x600mm |
| approx. weight | 60kg |
| Lifting capacity | 200kg |
| Lifting columns | 2 pcs DL6 – 650 slg. |

[Læs bløf](#)

SKU: N/A

HEIGHT ADJUSTABLE TABLE - DUO-LET 3070



| | |
|------------------|--|
| Sizes | 1600x800mm, 1800x800mm, 2000x800mm |
| approx. weight | 75kg |
| Lifting capacity | 400kg |
| Lifting columns | 4 pcs DL6 – 650 slg. |

[Læs bløf](#)

SKU: N/A

HEIGHT ADJUSTABLE TABLE - ERG-O-LITE



| | |
|-------------------------------------|--|
| Sizes | 1600x800mm, 1800x800mm, 2000x800mm |
| approx. weight Table top | 46 kg Laminate worktop 22mm (ABS Edge) |
| Lifting capacity Lifting columns | 160 kg 2 pcs DL6 – 650 slg. |

[Læs blø](#)

SKU: 0202000050-1

HEIGHT ADJUSTABLE TABLE WITH WHEELS - 2400X750 MM - ERG-O-LET 310



Height adjustable table with wheels - 2400x750 mm. Ergonomic workbench with electric height adjustment, heavy-duty steel construction and Ø100 wheels for flexible mobility. Prepared for sheet metal assembly, lifting capacity 400 kg and weight 80 kg. Ideal as a workstation in assembly and...

| | |
|----------------|-----------------------|
| Sizes | 2400x750mm |
| approx. weight | 80kg |
| Maximum Load | 400kg |
| Actuator | 2pcs LA 31 – 450 slg. |
| Prepared for | Sheet metal assembly |
| Wheels | Ø100 |

[Læs blø](#)

SKU: N/A



STAINLESS STEEL HEIGHT ADJUSTABLE TABLE - ERG- O-LET 310 - 1600X700 MM

| | |
|------------------|--|
| Sizes | 1600x700x720-1170mm |
| approx. weight | 130kg |
| Table top | 16mm PA plate with 3mm stainless steel plate |
| Shelf plate | 16mm PA plate with 3mm stainless steel plate |
| Lifting columns | 2pcs LA31 - 450 slg. |
| Lifting capacity | 400kg |
| Wheels | 4 TENTE 75 swivels 2 with brake, 2 without brake |

[Læs bløð](#)

SKU: 0102003008

Price: from 37.850,00 kr.



STAINLESS STEEL HEIGHT ADJUSTABLE TABLE ON CASTORS - 1500X600 MM - ERG-O-LET 312 - IPX6

| | |
|--------------------------------|---------------------|
| Sizes | 1500x600x700-1000mm |
| approx. weight | 75kg |
| Lifting capacity | 275kg |
| Wheels | Ø125 |
| Suitable for the food industry | ✓ |

[Læs bløð](#)

SKU: 0101312002

Price: from 28.950,00 kr.

HEIGHT ADJUSTABLE WORKBENCHES

SIT-TO-STAND TABLE WITH TILT FUNCTION - ERG-O-LET 310 - MODEL 1



This height-adjustable table with tilt function is the first of four models in the series.

The table is equipped with raise, lower and tilt functions.

| | |
|-------------------------|---|
| Sizes | 1600x800mm, 1800x800mm, 2000x800mm |
| approx. weight | 105kg |
| Lifting capacity | 400kg |
| Lifting columns | 2 pcs. LA31 – 450 slg. 1 pcs. tilt actuator 400 slg. |
| Vip function | up to 80° |
| Front edge | 50 mm above frame – Bolted, removable. |
| Table top | Laminate worktop 22mm (ABS Edge) |
| Maksimal vippekapacitet | 200 kg. per tilt actuator |

[Læs bløð](#)

SKU: 104310003-1

SIT-TO-STAND TABLE WITH TILT FUNCTION - ERG-O-LET 310 - MODEL 2



This height-adjustable table with tilt function is the second of four models in the series.

The table is equipped with raise, lower and tilt functions and wheels that are used in the lowest position.

| | |
|-------------------------|---|
| Sizes | 1600x800mm, 1800x800mm, 2000x800mm |
| approx. weight | 110kg |
| Lifting capacity | 400kg |
| Table top | Laminate worktop 22mm (ABS Edge) |
| Vip function | up to 80° |
| Lifting columns | 2 pcs. LA31 – 450 slg. 1 pcs. tilt actuator 400 slg. |
| Front edge | 50 mm above frame – Bolted, removable. |
| Wheels | Ø75 |
| Maksimal vippekapacitet | 200 kg. per tilt actuator |

[Læs bløð](#)

SKU: 104310003-2



SIT-TO-STAND TABLE WITH TILT FUNCTION - ERG-O-LET 310 - MODEL 3

This height adjustable table with tilt function is the third of four models in the series.

The table is equipped with raise, lower and tilt functions, castors that are used in the lowest position and cable outlets for an optimized workflow.

| | |
|-------------------------|--|
| Sizes | 1600x800mm, 1800x800mm, 2000x800mm |
| approx. weight | 112kg |
| Lifting capacity | 400kg |
| Lifting columns | 2 pcs. LA31 – 450 slg. 1 pcs. tilt actuator 400 slg. |
| Wheels | Ø75 |
| Table top | Laminate worktop 22mm (ABS Edge) |
| Front edge | 50 mm above frame – Bolted, removable. |
| Maksimal vippekapacitet | 200 kg. per tilt actuator |

[Læs blø](#)

SKU: 104310003-3



SIT-TO-STAND TABLE WITH TILT FUNCTION - ERG-O-LET 310 - MODEL 4

This height-adjustable table with tilt function is the fourth model out of four in the series.

The table is equipped with raising, lowering and tilting functions, castors that are used in the lowest position, cable outlets for an optimized workflow and a mounting frame for superstructure.

| | |
|-------------------------|--|
| Sizes | 1600x800mm, 1800x800mm, 2000x800mm |
| approx. weight | 120kg |
| Lifting capacity | 400kg |
| Lifting columns | 2 pcs. LA31 – 450 slg. 1 pcs. tilt actuator 400 slg. |
| Vip funktion | up to 80° |
| Front edge | 50 mm above frame – Bolted, removable. |
| Wheels | Ø75 |
| Table top | Laminate worktop 22mm (ABS Edge) |
| Cable holder overhang | 2x400mm |
| Surface-mounted frame | for superstructure |
| Maksimal vippekapacitet | 200 kg. per tilt actuator |

[Læs blø](#)

SKU: 104310003-4

SIT-TO-STAND TABLE WITH TILT FUNCTION - ERG-O- LIFT 300 - MODEL 1



Height adjustable table with tilt function. Height 780-1280 mm, tilt up to 80°, lifting capacity 400 kg and weight 125 kg. 15 mm birch plywood (film/film) and Bluetooth operation. Ideal tilting table/assembly table in production.

| | |
|-------------------------|--|
| Sizes | 1600x800mm, 1800x800mm, 2000x800mm |
| approx. weight | 125kg |
| Lifting capacity | 400kg |
| Table top | 15 mm birch plywood film/film |
| Maksimal vippekapacitet | 200 kg. per tilt actuator |
| Vip funktion | up to 80° |
| Lifting columns | 2 DL2 – 500 slg (raise/lower), 2 LA31 – 400 slg. |
| Front edge | 50 mm above frame – bolted |
| Operation | Phase-mounted and handheld bluetooth operation |

[Læs bløf](#)

SKU: 0104300002

SIT-TO-STAND TABLE WITH TILT FUNCTION - ERG-O- LIFT 300 - MODEL 2



| | |
|-------------------------|--|
| Sizes | 1600x800mm, 1800x800mm, 2000x800mm |
| approx. weight | 125kg |
| Lifting capacity | 400kg |
| Maksimal vippekapacitet | 200 kg. per tilt actuator |
| Vip funktion | up to 80° |
| Table top | 15 mm birch plywood film/film |
| Lifting columns | 2 DL2 – 500 slg (raise/lower), 2 LA31 – 400 slg. |
| Wheels | 4 x Ø100 swivel castors with brakes |

[Læs bløf](#)

SKU: 0104300002-2



HEIGHT ADJUSTABLE TABLE WITH TILT FUNCTION - ERG- O-LIFT 300 - 2100X1560MM

| | |
|-------------------------|--|
| Sizes | 2100x1560mm |
| Lifting capacity | 300kg |
| Table top | 15 mm birch plywood film/film |
| Lifting columns | 2 pcs DL2 - 500 slg - 3 pcs LA31 tilt actuator - 400 slg. |
| Vip function | up to 80° |
| Wheels | 4 x Ø100 swivel castors with brakes |
| Maksimal vippekapaçitet | 300kg |

[Læs bløf](#)

SKU: S110524

Price: from 49.750,00 kr.



HEIGHT ADJUSTABLE TABLE WITH TILT FUNCTION - ERG- O-LET 312 - 1000X600MM

| | |
|-------------------------|----------------------------------|
| Sizes | 1000x600x935-1385mm |
| approx. weight | 55kg |
| Lifting capacity | 200kg |
| Table top | 15 mm birch plywood film/foil |
| Vip function | up to 80° |
| Front edge | 150 mm above the worktop |
| Maksimal vippekapaçitet | 200 kg. per tilt actuator |

[Læs bløf](#)

SKU: 0102312002



HEIGHT ADJUSTABLE TABLE WITH TILT FUNCTION - 900X600MM - DUO-LET 3070


Height adjustable table with tilt function - 900x600x720-1370 mm. Electric height and tilt-adjustable workbench for assembly and precision work. Robust construction with lifting capacity of 50 kg and weight approx. 40 kg. Ideal as an assembly table, electrical panel table or workstation in...

| | |
|-------------------------|--------------------|
| Sizes | 900x600x720-1370mm |
| approx. weight | 40kg |
| Lifting capacity | 50kg |
| Wheels | Ø100 |
| Vip function | up to 42° |
| Maksimal vippekapacitet | 50 kg |

[Læs bløð](#)

SKU: N/A

HEIGHT ADJUSTABLE TABLE WITH TILT FUNCTION - 4000X750MM - ERG-O-LIFT 300



Height adjustable table with tilt function - 4000x750mm. Heavy-duty tilt table with five height-adjustable roller rails, 400 kg lifting capacity and tilt up to 80°. Weight 350 kg. Ideal as an assembly and production table with electric height adjustment.

| | |
|-------------------------|--|
| Sizes | 4000x750x800-1300mm |
| approx. weight | 350kg |
| Lifting capacity | 400kg |
| Table top | 15 mm birch plywood film/film |
| Front edge | 50mm above the worktop |
| Vip function | up to 80° |
| Roller rails | 5 pieces that can be raised/lowered under the worktop |
| Gas dampers | 2 pcs - 500 pcs. |
| Lifting columns | 2 DL2 - 500 slg (raise/lower), 4 LA31 - 250 slg (tilt), 4 Baselift - 100 slg (roller tracks) |
| Maksimal vippekapacitet | 400 kg |

[Læs bløð](#)

SKU: S110423



HEIGHT ADJUSTABLE TABLE WITH TILT FUNCTION - 2100X1000 MM - ERG-O- LIFT 300

This height adjustable table with tilt function in size 2100x1000 mm is a powerful, ergonomic workstation designed for heavy industrial processes, assembly, production and workshop tasks. The table is built to optimize the working environment and reduce physical strain - even when handling heavy...

| | |
|-------------------------|----------------------------------|
| Sizes | 2100x1000x700-1000mm |
| approx. weight | 150kg |
| Lifting capacity | 400kg |
| Table top | 15 mm birch plywood film/film |
| Vip function | 2 separate tilt functions |
| Maksimal vippekapacitet | 200 kg. per tilt actuator |

[Læs blot](#)

SKU: N/A



ERG-O-LIFT 300 - DUAL VIP

- Size: 2500x1000 mm
- Table top: 15 mm two-piece carriage base plate
- Lifter columns: 2 pcs DL2 - 500 slg.
- Tilt actuators: 4 pcs. LA31 - 400 slg.
- Lift capacity: 400 kg.
- Possibility to tilt both sides of the table parrally or separately
- Extension frame with rear column system -
- 3 rear...

| | |
|-------------------------|---|
| Sizes | 2500x1000mm |
| approx. weight | 180kg |
| Lifting capacity | 400kg |
| Table top | 15 mm birch plywood film/film |
| Lifting columns | 2 pcs DL2 - 500 slg. 4 pcs LA31 - 400 slg. |
| Maksimal vippekapacitet | 400 kg |

[Læs blot](#)

SKU: EOL300-DV



ERG-O-LIFT 300 - FLEX

- Size: 1180-1880x770 mm
- Table top: 15 mm birch plywood film/film
- Front edge: 30 mm above table top (for 15 mm table top)
- Length adjustable using lockable positioning bolts
- Intervals of 50 mm
- Start height: 850 mm
- Max height: 1350 mm
- Lift capacity: 200 kg.
- Lift columns: 2 pcs DL 2 - 500...

| | |
|-------------------------|-------------------------------|
| Sizes | 1180x1880x760mm |
| approx. weight | 50kg |
| Maximum Load | 200kg |
| Table top | 15 mm birch plywood film/film |
| Wheels | Ø100 |
| Maksimal vippekapacitet | 200 kg |
| Vip funktion | up to 80° |

[Læs blot](#)

SKU: EOL300-FLEX



RAISE-LOWER TABLE WITH TILT FUNCTION - ERG-O-LIFT 300 - 2130X1560MM

| | |
|-------------------------|---|
| Sizes | 2130x1560mm |
| Lifting capacity | 300kg |
| Lifting columns | 2 pcs DL2 - 500 slg - 3 pcs LA31 tilt actuator - 400 slg. |
| Vip funktion | up to 80° |
| Maksimal vippekapacitet | 300kg |
| Wheels | 4 x Ø100 swivel castors with brakes |

[Læs blot](#)

SKU: S110524-A



HEIGHT ADJUSTABLE TABLE WITH TILT FUNCTION - 1800X1000 MM - ERG-O-LET 312

Height adjustable table with tilt function - 1800x800 mm. Solid workbench prepared for sheet metal assembly. Electric raise/lower and tilt function, lifting capacity 400 kg and robust steel construction. Ideal as a tilting table, assembly table and workstation in industrial production.

| | |
|-------------------------|---------------------------|
| Sizes | 1800x1000mm |
| approx. weight | 105kg |
| Lifting capacity | 400kg |
| Vip function | up to 80° |
| Lifting columns | 2 pcs. LA 31 – 450 slg. |
| Prepared for | Sheet metal assembly |
| Maksimal vippekapacitet | 200 kg. per tilt actuator |

[Læs blø](#)

SKU: N/A



LIFTING TABLES



ERGONOMIC LIFT TABLE ERG-O-LIFT 300 SINGLE | ELECTRIC ASSEMBLY TABLE

Ergonomic lifting table with 300 kg capacity and electric height adjustment. Ideal for assembly and production. Get a quote for ERGO-Lift 300 Single!

| | |
|------------------|--|
| Sizes | 600/1200x600x800 mm |
| approx. weight | 70kg |
| Lifting capacity | 200kg |
| Table top | 16 mm MDF with grooved rubber mat glued on - 1 piece 600x600 mm, 2 pieces 600x300 mm |
| Foldable | pages |
| Battery pack | Included |
| Lifting columns | 1 DL2 - 500 pcs. |
| Wheels | Ø100 |

[Læs bløf](#)

SKU: 102300002



LIFTING TABLE - 1100X600 MM

Robust lifting table - 1100x600 mm with electric raise/lower function. With a weight of 25 kg and lifting capacity of 50 kg, with Ø75 wheels and 10 mm compact laminate tabletop - ideal for medical and industrial applications.

| | |
|------------------|-----------------------|
| Sizes | 1100x600mm |
| approx. weight | 25kg |
| Lifting capacity | 50kg |
| Battery pack | with controls |
| Table top | 10mm compact laminate |
| Wheels | Ø75 |

[Læs bløf](#)

SKU: N/A



LIFT TABLE WITH TILT - LIFT-O-LET 120 SPECIAL | ERGONOMICS & ADJUSTABLE DESIGN

Lift-O-Let 120 Special with tilt and lift function, 120 kg capacity. Optimize working height and ergonomics. Get a non-binding offer!

| | |
|------------------|----------------------------------|
| Sizes | 1200x800mm |
| approx. weight | 40kg |
| Lifting capacity | 120kg |
| Table top | 15 mm birch plywood film/film |

[Læs blot](#)

SKU: N/A



STAINLESS STEEL LIFTING TABLE - 500X600 MM

Compact lifting table - 500x600 mm with electric height adjustment. Ideal as a work table or "toilet table", with robust construction and precise height adjustment in production and assembly.

| | |
|------------------|------------------|
| Sizes | |
| approx. weight | 42kg |
| Lifting capacity | 200kg |
| Lifting columns | 1 DL2 - 500 pcs. |
| Wheels | Ø100 |

[Læs blot](#)

SKU: N/A

LIFTING PLATFORM - LIFT-O-LET 390 | ROBUST & ERGONOMIC



Efficient lifting platform with 200 kg capacity, adjustable height (120-480 mm) and mobile 55 kg construction. Optimizes ergonomics and workflow.

| | |
|------------------|--------------------|
| Sizes | 1200x800x120-480mm |
| approx. weight | 55kg |
| Lifting capacity | 200kg |

[Læs blot](#)

SKU: N/A



PACKING TABLES



PACKING TABLE ON WHEELS - FLEXIBLE AND ROBUST WORK TABLE

Flexible packing table on wheels - robust work and assembly table for packing, logistics and production. Available in any RAL color and custom dimensions.

| | |
|----------------|-------------------------------|
| Sizes | 2000x750x700mm |
| approx. weight | 55kg |
| Table top | 15 mm birch plywood film/film |
| Wheels | Ø100 |

[Læs blot](#)

SKU: S110509



PACKING TABLE FRAME - ROBUST AND MOBILE WORKSTATION

Strong packing table frame with castors - ideal as a work and assembly table. Available in any RAL color and custom dimensions.

| | |
|----------------|----------------------|
| Sizes | 2000x1000x840mm |
| approx. weight | 45kg |
| Maximum Load | 400kg |
| Prepared for | Sheet metal assembly |
| Wheels | Ø100 |

[Læs blot](#)

SKU: N/A



EXTRACTION TABLES

EXTRACTION TABLE WITH HEIGHT ADJUSTMENT - ERGO-LIFT 300



Ergonomic extraction table with height adjustment - 2500x800 mm, with electric height adjustment and 400 kg capacity. Weight 135 kg, double lifting column construction DL2-500 - ideal for production and assembly with clean air and ergonomic requirements.

| | |
|------------------|-----------------------------------|
| Sizes | 2500x800mm |
| approx. weight | 135kg |
| Lifting capacity | 400kg |
| Lifting columns | 2 pcs DL2 - 500 pcs (raise/lower) |
| Table top | 20x30 birch slats |

[Læs bløf](#)

SKU: 1003000037

Price: from 26.750,00 kr.

EXTRACTION TABLE ON WHEELS - 2500X800X900 MM



Flexible extraction table on wheels - 2500x800x900mm, ideal for production and workshops. With a weight of 100 kg, wheels Ø160 and heavy-duty steel construction, the table functions as an extraction workbench that effectively removes dust and particles directly at source. A mobile extraction...

| | |
|----------------|-------------------|
| Sizes | 2500x800x900mm |
| approx. weight | 100kg |
| Table top | 20x30 birch slats |
| Wheels | Ø160 |

[Læs bløf](#)

SKU: 0106003001

Price: from 19.350,00 kr.



SMALL EXTRACTION TABLE - 650X450X900 MM

Compact small extraction table - 650x450x900mm with strong steel construction and efficient extraction. Suitable for precision work and small assembly tasks where clean air and ergonomics are in focus. With a working height of 900 mm and a weight of 24 kg, the table provides stability and...

| | |
|----------------|-------------------|
| Sizes | 650x450x900mm |
| approx. weight | 24kg |
| Maximum Load | 100kg |
| Table top | 20x30 birch slats |
| Wheels | Ø75 |

[Læs mere](#)

SKU: 403003001

Price: from 11.850,00 kr.



TROLLEYS



BATTERY PICKING CART - 1220X600X1050 MM

Efficient battery-powered picking cart - 1220x600x1050 mm, designed as a mobile workstation for warehouse and production. With a built-in battery, you can power your computer, scanner and other equipment directly from the cart - ideal for flexible and digital picking work.

| | |
|----------------------|--|
| Sizes | 1220x600x1050mm |
| approx. weight | 100kg |
| Maximum Load | 400kg |
| Battery pack | 100 Ah Lead/Gel battery, 1000-Watt UPS Inverter |
| Connectivity options | Schuko socket outlet with 6 outlets |
| Shelf plate | 16mm melamine |
| Wheels | Ø125 |

[Læs blø](#)

SKU: 0309003002



PICKING TROLLEY WITH BATTERY - 960X650 MM

Ergonomic picking trolley with battery - 960x650 mm, designed as a mobile workstation with power for computer, monitor, scanner etc. Robust construction with electric lift/lower function and built-in battery for efficient, flexible picking and assembly work.

| | |
|------------------|--|
| Sizes | 960x650x740-1400mm |
| approx. weight | 100kg |
| Lifting capacity | 200kg |
| Battery pack | 100 Ah Lead-Gel Battery, 1000-Watt UPS Inverter |
| Shelf plate | 18mm Birkensperrholz Film/Foil |
| Wheels | Ø125 |

[Læs blø](#)

SKU: 0309003001

Price: from 25.385,00 kr.



PICKING TROLLEY WITH HEIGHT ADJUSTMENT - 950X500X1300 MM

Ergonomic picking trolley with height adjustment - 950x500x1300 mm, suitable for efficient picking and logistics work. The trolley weighs 26 kg, has a maximum load of 75 kg and is equipped with TENTE wheels Ø100 for a stable and smooth ride.

| | |
|----------------|----------------|
| Sizes | 950x500x1300mm |
| approx. weight | 26kg |
| Maximum Load | 75kg |
| Tray | 300x400x200mm |
| Wheels | Ø100 |

[Læs bløf](#)

SKU: 0309003003

Price: from 11.445,00 kr.



SMALL PICKING CART - 650X500X960 MM

Compact small picking cart - 650x500x960 mm with integrated tablet holder (350x250 mm), top shelf (490x350 mm) and robust Ø100 wheels. The trolley weighs approximately 20 kg and has a maximum load of 50 kg - ideal for efficient picking and logistics in confined spaces.

| | |
|----------------|--------------------------------|
| Sizes | 650x500x960mm |
| approx. weight | 20kg |
| Maximum Load | 50kg |
| Tablet holder | 350x250mm |
| Top shelf | Inner dimensions: 490x350mm |
| Wheels | Ø100 |

[Læs bløf](#)

SKU: 0306003002

Price: from 4.675,00 kr.



ERGONOMIC TEXTILE CART - 600X390X770-1070MM

Ergonomic textile trolley in solid steel construction with grid design and open sides. The trolley has smooth-running Tente wheels Ø125, providing high stability and easy maneuverability in packaging, textile and production environments.

| | |
|----------------|--------------------|
| Sizes | 600x390x770-1070mm |
| approx. weight | 10kg |
| Maximum Load | 75kg |
| Bottom shelf | 150mm from floor |
| Top shelf | 470mm from floor |
| Wheels | Ø75 |

[Læs bløß](#)

SKU: N/A



TEXTILE TROLLEY SMALL

Product description:

Introducing our efficient Small Textile Cart with Countertop, a practical and stylish solution for sorting clothes in a wide range of environments. With a focus on functionality and durability, this trolley is designed to optimize the laundry sorting process and bring order...

| | |
|----------------|---------------------|
| Sizes | 470x390x900mm |
| approx. weight | 20kg |
| Maximum Load | 100kg |
| Shelf plate | 18mm laminate board |
| Wheels | Ø75 |

[Læs bløß](#)

SKU: N/A



PUSH TROLLEY WITH PUSH BAR - ROBUST AND MOBILE TRANSPORTATION

Bucket trolley with push handle - ergonomic and easy-to-maneuver 1-bucket solution, perfect for efficient transportation in institutions and laundries.

| | |
|----------------|---------------|
| Sizes | 850x470x800mm |
| approx. weight | 15kg |
| Maximum Load | 100kg |
| Ball | 800x530x300mm |
| Wheels | Ø100 |

[Læs blot](#)

SKU: 0902003003

Price: from 2.365,00 kr.



85 LITER TUB CART - ROBUST & MOBILE TRANSPORT SOLUTION

Efficient 85 liter trolley with robust plastic tub and mobile construction - perfect for hygienic handling in laundries, healthcare and institutions.

| | |
|----------------|---------------|
| Sizes | 650x500x960mm |
| approx. weight | 14kg |
| Maximum Load | 100kg |
| Wheels | Ø75 |

[Læs blot](#)

SKU: 090200300



DOUBLE-SIDED SHEET METAL TROLLEY - 1270X800X1200MM

Robust double-sided sheet metal trolley - designed for safe transportation of sheets with access from both sides, ideal for space-saving work and flexible handling.

| | |
|----------------|-----------------|
| Sizes | 1270x800x1200mm |
| approx. weight | 90kg |
| Maximum Load | 500kg |
| Wheels | Ø160 |

[Læs bløf](#)

SKU: 2041020003

Price: from 9.745,00 kr.



LARGE SHEET METAL TROLLEY - 2000X800X1200 MM

Robust large sheet metal trolley - 2000x800x1200 mm in heavy-duty steel for safe transportation of large sheets and items. The trolley has Ø160 wheels, a weight of approx. 180 kg and a maximum load of 400 kg, providing stable and efficient material handling in both production and storage.

| | |
|----------------|-----------------|
| Sizes | 2000x800x1200mm |
| approx. weight | 180kg |
| Maximum Load | 400kg |
| Wheels | Ø160 |

[Læs bløf](#)

SKU: N/A



FURNITURE TROLLEY WITH BUCKLES - SAFE AND ROBUST TRANSPORTATION

Solid furniture trolley with buckles - safe and robust solution for transporting furniture and larger items.

| | |
|----------------|-----------|
| Base plate | 800x520mm |
| Back piece | 900x360mm |
| approx. weight | 15kg |
| Maximum Load | 100kg |
| Wheels | Ø100 |

[Læs blot](#)

SKU: S110024

Price: from 5.985,00 kr.



CART FOR CARDBOARD - 600X400X940MM

Functional cardboard cart - ideal for internal transportation and handling of cardboard packaging in production and warehouses. Robust steel construction with Ø125 wheels ensures easy maneuverability and high stability, even with heavy loads.

| | |
|----------------|---------------|
| Sizes | 600x400x940mm |
| approx. weight | 20kg |
| Maximum Load | 200kg |
| Wheels | Ø100 |

[Læs blot](#)

SKU: N/A



PARCEL TROLLEY WITH GRID - ROBUST AND SAFE TRANSPORTATION

Solid parcel trolley with grid - robust and mobile solution for safe transportation of parcels and goods in warehouse and logistics environments.

| | |
|----------------|-------------------------------|
| Sizes | 1055x600x540mm |
| approx. weight | 50kg |
| Maximum Load | 300kg |
| Base plate | 15 mm birch plywood film/film |
| Wheels | Ø200 |

[Læs blø](#)

SKU: 0306003001

Price: from 5.785,00 kr.



STORAGE TROLLEY WITH ADJUSTABLE SHELF - ROBUST AND FLEXIBLE SOLUTION

Robust storage trolley with adjustable shelf - flexible solution that can also function as a universal trolley, parcel trolley or roller trolley in warehouse and production.

| | |
|---------------------|---------------|
| Sizes | 1270x660mm |
| approx. weight | 40kg |
| Maximum Load | 300kg |
| Height to 1st shelf | 250mm |
| Height to 2nd shelf | 750-900mm |
| Shelf plate | 16mm melamine |
| Wheels | Ø160 |

[Læs blø](#)

SKU: 0301003007

Price: from 5.275,00 kr.



PICKING CART WITH 9 COMPARTMENTS - 1080X450X1400 MM

Robust picking cart with 9 compartments - 1080x450x1400 mm, designed for efficient and structured picking and transportation tasks. The weight is 50 kg, max load 150 kg and it has Ø100 wheels for easy maneuvering.

| | |
|----------------|----------------------------------|
| Sizes | 1080x450x1400mm |
| approx. weight | 50kg |
| Maximum Load | 150kg |
| Base plate | 15 mm birch plywood film/film |
| Wheels | Ø100 |

[Læs blot](#)

SKU: N/A



PICKING CART WITH 6 COMPARTMENTS - 760X450X1400 MM

Efficient 6-compartment picking trolley - 760x450x1400 mm, with push bars, side grids and large TENTE wheels Ø125 for stability and mobility in warehouse and logistics environments.

| | |
|----------------|----------------------------------|
| Sizes | 1080x450x1400mm |
| approx. weight | 55kg |
| Maximum Load | 300kg |
| Shelf plate | 15 mm birch plywood film/film |
| Wheels | Ø125 |

[Læs blot](#)

SKU: N/A



PLATE TROLLEY WITH ROLLERS - 1200X800X442MM

Efficient sheet metal trolley with rollers - 1200x800x442 mm, weight approx. 70 kg, with front-mounted roller rail and ball rollers. Maximum load 400 kg evenly distributed. Ideal for internal transportation and assembly in production and warehouses.

| | |
|----------------|----------------|
| Sizes | 1200x800x442mm |
| approx. weight | approx. 70kg |
| Maximum Load | 400kg |
| Wheels | Ø100 |
| Kugle ruller | |
| Roller rails | |

[Læs bløf](#)

SKU: S110438



LOADER WAGON - 1200X600X400MM

Heavy-duty trolley - 1200x600x400mm with 15 mm birch plywood platform and comfortable Ø260 pneumatic wheels. The trolley weighs approx. 40 kg and can handle a load of up to 500 kg - ideal for internal transportation of heavy items.

| | |
|----------------|-------------------------------|
| Sizes | 1200x600x400mm |
| approx. weight | 40kg |
| Maximum Load | 500kg |
| Base plate | 15 mm birch plywood film/film |
| Wheels | Ø260 |

[Læs bløf](#)

SKU: N/A



PICKING TROLLEY WITH 4 SHELVES - 1270X660X1700 MM

Robust picking trolley with 4 shelves - 1270x660x1700 mm, ideal for efficient handling and internal transportation in warehouses and production. Smooth-running Tente wheels Ø160 ensure easy maneuverability and stable operation - even with heavy loads.

| | |
|---------------------|--------------------------|
| Sizes | 1270x660x1700mm |
| approx. weight | 65kg |
| Maximum Load | 250kg |
| Height to 1st shelf | 250mm |
| Height to 2nd shelf | 620mm |
| Height to 3rd shelf | 990mm |
| Height to 4th shelf | 1360mm |
| Shelf plate | 4pcs. 16mm melamine |
| Wheels | Swivel Tente Wheels Ø160 |

[Læs blot](#)

SKU: 0301003005



SHELVING TROLLEY WITH 3 SHELVES - 1200X600X1450MM

| | |
|----------------|-----------------|
| Sizes | 1200x600x1450mm |
| approx. weight | 65kg |
| Maximum Load | 250kg |
| Wheels | Ø160 |

[Læs blot](#)

SKU: 1702003004



CATAFALQUE 2080X700X500-900MM

A JAS catafalque is designed for dignified, safe and stable coffin handling. The 2080x700x500-900mm model combines functional design, high quality and adjustable working height - ideal as both a coffin trolley and a catafalque trolley in professional settings.

| | |
|------------------|---------------------|
| Sizes | 2080x700x500-900mm |
| approx. weight | 150kg |
| Lifting capacity | 275kg |
| Roller rails | 5x Ø60 roller rails |
| Wheels | Ø125 |

[Læs blø](#)

SKU: 1009000002



STORAGE TROLLEY - 1015X660X1700MM - U100

| | |
|----------------|--|
| Sizes | 1015x660x1700mm |
| approx. weight | 45kg |
| Maximum Load | 150kg |
| Wheels | 4 pcs. Ø150 - Swivel PNP (Soft wheels) 2. w/brake 2. w/o brake |

[Læs blø](#)

SKU: 0301003008

Price: from 7.995,00 kr.



KEG CART

Practical and compact keg cart designed for safe and easy handling of beer kegs and other heavy containers. The trolley provides an ergonomic solution that protects the back and shoulders during transportation and lifting.

Ergonomic handle and lifting mechanism
Suitable for transporting...

[Læs bløð](#)

SKU: N/A



BASKET TROLLEY WITH 15 BASKETS - 1440X600X1750MM

Slim basket trolley for sorting clothes with spacious baskets and mobile construction. The trolley's steel frame and Ø75 wheels ensure easy movement and convenient sorting in production and laundry.

| | |
|----------------|-----------------|
| Sizes | 1440x600x1750mm |
| approx. weight | 75kg |
| Maximum Load | 200kg |
| Curves | 15pcs. |
| Wheels | Ø100 |

[Læs bløð](#)

SKU: S110200



PICKING TROLLEY WITH SPRINGS - 850X450X800 MM

Ergonomic picking trolley with springs - 850x450x800 mm, where the table top automatically adjusts to the weight. At 30 kg, the table bottoms out and can carry up to 100 kg. Equipped with Ø75 wheels for stable and easy maneuvering in warehouse and production.

| | |
|------------------------|---------------------|
| Sizes | 850x450x800mm |
| approx. weight | 30kg |
| Maximum Load | 100kg |
| Shelf plate | Painted steel plate |
| Stroke length on shelf | 350mm |
| Wheels | Ø75 |

[Læs blot](#)

SKU: N/A



CABLE TROLLEY WITH BASE PLATE

Size: 800x800x1400 mm
Base plate: birch plywood film/film
4 removable suspension rods Ø25x1,5
c/c distance between suspension rods - 300 mm
Castors: Ø100 swivel w/brakes

| | |
|----------------|-----------------|
| Sizes | 1600x900x1800mm |
| approx. weight | 32kg |
| Maximum Load | 200kg |
| Base plate | 16mm melamine |
| Wheels | Ø100 |

[Læs blot](#)

SKU: S110242



STORAGE RACK WITH 4 SHELVES - 900X555X1500MM

Mobile storage rack on wheels - 900x555x1500 mm with 4 shelves, weight approx. 30 kg and maximum load 200 kg. Equipped with sturdy TENTE wheels for easy maneuverability and flexible internal storage.

| | |
|----------------|----------------|
| Sizes | 900x555x1500mm |
| approx. weight | 30kg |
| Maximum Load | 200kg |
| Wheels | Ø100 |

[Læs bløð](#)

SKU: N/A



STAINLESS EAR TAG TROLLEY - 1050X600X900MM

Compact and functional stainless steel ear tag cart - designed for sorting, ear tagging, transportation of components. The robust, hygienic construction ensures long life and easy cleaning in demanding environments.

| | |
|--------------------------------|----------------|
| Sizes | 1050x600x900mm |
| approx. weight | 55kg |
| Maximum Load | 300kg |
| Wheels | Ø160 |
| Suitable for the food industry | ✓ |

[Læs bløð](#)

SKU: 086R13-A

Price: from 16.950,00 kr.

TOOL TROLLEY WITH LIFTING BENCH - 1000X750X975-1675MM

Raised tool trolley made of stainless steel with roller rails and plastic table top. Designed for demanding and hygiene-sensitive environments where precision, cleanability and flexibility are essential.

| | |
|------------------|-------------------------------------|
| Sizes | 1000x750x975-1675mm |
| approx. weight | 225kg |
| Lifting capacity | 1000kg |
| Wheels | Extra strong |
| Battery pack | with controls |
| Table top | 50 mm PE-HD sheet, with tool slots. |

| | |
|---------------------|---|
| Roller rails | |
| Electric propulsion | X |

[Læs bløf](#)

SKU: S110200-1-1



OTHER TROLLEYS



FURNITURE TROLLEY WITH BUCKLES - SAFE AND ROBUST TRANSPORTATION

Solid furniture trolley with buckles - safe and robust solution for transporting furniture and larger items.

| | |
|----------------|-----------|
| Base plate | 800x520mm |
| Back piece | 900x360mm |
| approx. weight | 15kg |
| Maximum Load | 100kg |
| Wheels | Ø100 |

[Læs bløf](#)

SKU: S110024

Price: from 5.985,00 kr.



SHELVING TROLLEY WITH 3 SHELVES - 1200X600X1450MM

| | |
|----------------|-----------------|
| Sizes | 1200x600x1450mm |
| approx. weight | 65kg |
| Maximum Load | 250kg |
| Wheels | Ø160 |

[Læs bløf](#)

SKU: 1702003004



KEG CART

Practical and compact kegs cart designed for safe and easy handling of beer kegs and other heavy containers. The trolley provides an ergonomic solution that protects the back and shoulders during transportation and lifting.

Ergonomic handle and lifting mechanism
Suitable for transporting...

[Læs blot](#)

SKU: N/A



TOOL TROLLEY WITH LIFTING BENCH - 1000X750X975-1675MM

Raised tool trolley made of stainless steel with roller rails and plastic table top. Designed for demanding and hygiene-sensitive environments where precision, cleanability and flexibility are essential.

| | |
|------------------|-------------------------------------|
| Sizes | 1000x750x975-1675mm |
| approx. weight | 225kg |
| Lifting capacity | 1000kg |
| Wheels | Extra strong |
| Battery pack | with controls |
| Table top | 50 mm PE-HD sheet, with tool slots. |

| | |
|---------------------|---|
| Roller rails | |
| Electric propulsion | X |

[Læs blot](#)

SKU: S110200-1-1



STAINLESS EAR TAG TROLLEY - 1050X600X900MM

Compact and functional stainless steel ear tag cart - designed for sorting, ear tagging, transportation of components. The robust, hygienic construction ensures long life and easy cleaning in demanding environments.

| | |
|--------------------------------|----------------|
| Sizes | 1050x600x900mm |
| approx. weight | 55kg |
| Maximum Load | 300kg |
| Wheels | Ø160 |
| Suitable for the food industry | ✓ |

[Læs blot](#)

SKU: 086R13-A

Price: from 16.950,00 kr.

BELLOWS TROLLEYS



PUSH TROLLEY WITH PUSH BAR - ROBUST AND MOBILE TRANSPORTATION

Bucket trolley with push handle - ergonomic and easy-to-maneuver 1-bucket solution, perfect for efficient transportation in institutions and laundries.

| | |
|----------------|---------------|
| Sizes | 850x470x800mm |
| approx. weight | 15kg |
| Maximum Load | 100kg |
| Ball | 800x530x300mm |
| Wheels | Ø100 |

[Læs blot](#)

SKU: 0902003003

Price: from 2.365,00 kr.



85 LITER TUB CART - ROBUST & MOBILE TRANSPORT SOLUTION

Efficient 85 liter trolley with robust plastic tub and mobile construction - perfect for hygienic handling in laundries, healthcare and institutions.

| | |
|----------------|---------------|
| Sizes | 650x500x960mm |
| approx. weight | 14kg |
| Maximum Load | 100kg |
| Wheels | Ø75 |

[Læs blot](#)

SKU: 090200300

CABLE TROLLEYS



CABLE TROLLEY WITH BASE PLATE

Size: 800x800x1400 mm

Base plate: birch plywood film/film

4 removable suspension rods Ø25x1,5

c/c distance between suspension rods - 300 mm

Castors: Ø100 swivel w/brakes

| | |
|----------------|-----------------|
| Sizes | 1600x900x1800mm |
| approx. weight | 32kg |
| Maximum Load | 200kg |
| Base plate | 16mm melamine |
| Wheels | Ø100 |

[Læs blot](#)

SKU: S110242

CATAFALQUE TROLLEYS



CATAFALQUE 2080X700X500-900MM

A JAS catafalque is designed for dignified, safe and stable coffin handling. The 2080x700x500-900mm model combines functional design, high quality and adjustable working height - ideal as both a coffin trolley and a catafalque trolley in professional settings.

| | |
|------------------|---------------------|
| Sizes | 2080x700x500-900mm |
| approx. weight | 150kg |
| Lifting capacity | 275kg |
| Roller rails | 5x Ø60 roller rails |
| Wheels | Ø125 |

[Læs blot](#)

SKU: 1009000002

LOADER WAGONS



LOADER WAGON - 1200X600X400MM

Heavy-duty trolley - 1200x600x400mm with 15 mm birch plywood platform and comfortable Ø260 pneumatic wheels. The trolley weighs approx. 40 kg and can handle a load of up to 500 kg - ideal for internal transportation of heavy items.

| | |
|----------------|----------------------------------|
| Sizes | 1200x600x400mm |
| approx. weight | 40kg |
| Maximum Load | 500kg |
| Base plate | 15 mm birch plywood film/film |
| Wheels | Ø260 |

[Læs blø](#)

SKU: N/A



STORAGE TROLLEYS



CART FOR CARDBOARD - 600X400X940MM

Functional cardboard cart - ideal for internal transportation and handling of cardboard packaging in production and warehouses. Robust steel construction with Ø125 wheels ensures easy maneuverability and high stability, even with heavy loads.

| | |
|----------------|---------------|
| Sizes | 600x400x940mm |
| approx. weight | 20kg |
| Maximum Load | 200kg |
| Wheels | Ø100 |

[Læs blø](#)

SKU: N/A



PARCEL TROLLEY WITH GRID - ROBUST AND SAFE TRANSPORTATION

Solid parcel trolley with grid - robust and mobile solution for safe transportation of parcels and goods in warehouse and logistics environments.

| | |
|----------------|----------------------------------|
| Sizes | 1055x600x540mm |
| approx. weight | 50kg |
| Maximum Load | 300kg |
| Base plate | 15 mm birch plywood film/film |
| Wheels | Ø200 |

[Læs blø](#)

SKU: 0306003001

Price: from 5.785,00 kr.



STORAGE TROLLEY WITH ADJUSTABLE SHELF - ROBUST AND FLEXIBLE SOLUTION

Robust storage trolley with adjustable shelf - flexible solution that can also function as a universal trolley, parcel trolley or roller trolley in warehouse and production.

| | |
|---------------------|---------------|
| Sizes | 1270x660mm |
| approx. weight | 40kg |
| Maximum Load | 300kg |
| Height to 1st shelf | 250mm |
| Height to 2nd shelf | 750-900mm |
| Shelf plate | 16mm melamine |
| Wheels | Ø160 |

[Læs bløf](#)

SKU: 0301003007

Price: from 5.275,00 kr.



STORAGE RACK WITH 4 SHELVES - 900X555X1500MM

Mobile storage rack on wheels - 900x555x1500 mm with 4 shelves, weight approx. 30 kg and maximum load 200 kg. Equipped with sturdy TENTE wheels for easy maneuverability and flexible internal storage.

| | |
|----------------|----------------|
| Sizes | 900x555x1500mm |
| approx. weight | 30kg |
| Maximum Load | 200kg |
| Wheels | Ø100 |

[Læs bløf](#)

SKU: N/A



STORAGE TROLLEY - 1015X660X1700MM - U100

| | |
|----------------|--|
| Sizes | 1015x660x1700mm |
| approx. weight | 45kg |
| Maximum Load | 150kg |
| Wheels | 4 pcs. Ø150 – Swivel PNP (Soft wheels) 2. w/brake 2. w/o brake |

[Læs bløß](#)

SKU: 0301003008

Price: from 7.995,00 kr.



PLATE TROLLEYS



DOUBLE-SIDED SHEET METAL TROLLEY - 1270X800X1200MM

Robust double-sided sheet metal trolley - designed for safe transportation of sheets with access from both sides, ideal for space-saving work and flexible handling.

| | |
|----------------|-----------------|
| Sizes | 1270x800x1200mm |
| approx. weight | 90kg |
| Maximum Load | 500kg |
| Wheels | Ø160 |

[Læs mere](#)

SKU: 2041020003

Price: from 9.745,00 kr.



LARGE SHEET METAL TROLLEY - 2000X800X1200 MM

Robust large sheet metal trolley - 2000x800x1200 mm in heavy-duty steel for safe transportation of large sheets and items. The trolley has Ø160 wheels, a weight of approx. 180 kg and a maximum load of 400 kg, providing stable and efficient material handling in both production and storage.

| | |
|----------------|-----------------|
| Sizes | 2000x800x1200mm |
| approx. weight | 180kg |
| Maximum Load | 400kg |
| Wheels | Ø160 |

[Læs mere](#)

SKU: N/A



PLATE TROLLEY WITH ROLLERS - 1200X800X442MM

Efficient sheet metal trolley with rollers - 1200x800x442 mm, weight approx. 70 kg, with front-mounted roller rail and ball rollers. Maximum load 400 kg evenly distributed. Ideal for internal transportation and assembly in production and warehouses.

Sizes
approx. weight
Maximum Load
Wheels
Kugle ruller
Roller rails

1200x800x442mm
approx. 70kg
400kg
Ø100

[Læs bløf](#)

SKU: S110438

PICKING TROLLEYS



BATTERY PICKING CART - 1220X600X1050 MM

Efficient battery-powered picking cart - 1220x600x1050 mm, designed as a mobile workstation for warehouse and production. With a built-in battery, you can power your computer, scanner and other equipment directly from the cart - ideal for flexible and digital picking work.

| | |
|----------------------|--|
| Sizes | 1220x600x1050mm |
| approx. weight | 100kg |
| Maximum Load | 400kg |
| Battery pack | 100 Ah Lead/Gel battery, 1000-Watt UPS Inverter |
| Connectivity options | Schuko socket outlet with 6 outlets |
| Shelf plate | 16mm melamine |
| Wheels | Ø125 |

[Læs blø](#)

SKU: 0309003002



PICKING TROLLEY WITH BATTERY - 960X650 MM

Ergonomic picking trolley with battery - 960x650 mm, designed as a mobile workstation with power for computer, monitor, scanner etc. Robust construction with electric lift/lower function and built-in battery for efficient, flexible picking and assembly work.

| | |
|------------------|--|
| Sizes | 960x650x740-1400mm |
| approx. weight | 100kg |
| Lifting capacity | 200kg |
| Battery pack | 100 Ah Lead-Gel Battery, 1000-Watt UPS Inverter |
| Shelf plate | 18mm Birkensperrholz Film/Foil |
| Wheels | Ø125 |

[Læs blø](#)

SKU: 0309003001

Price: from 25.385,00 kr.



PICKING TROLLEY WITH HEIGHT ADJUSTMENT - 950X500X1300 MM

Ergonomic picking trolley with height adjustment - 950x500x1300 mm, suitable for efficient picking and logistics work. The trolley weighs 26 kg, has a maximum load of 75 kg and is equipped with TENTE wheels Ø100 for a stable and smooth ride.

| | |
|----------------|----------------|
| Sizes | 950x500x1300mm |
| approx. weight | 26kg |
| Maximum Load | 75kg |
| Tray | 300x400x200mm |
| Wheels | Ø100 |

[Læs bløf](#)

SKU: 0309003003

Price: from 11.445,00 kr.



SMALL PICKING CART - 650X500X960 MM

Compact small picking cart - 650x500x960 mm with integrated tablet holder (350x250 mm), top shelf (490x350 mm) and robust Ø100 wheels. The trolley weighs approximately 20 kg and has a maximum load of 50 kg - ideal for efficient picking and logistics in confined spaces.

| | |
|----------------|--------------------------------|
| Sizes | 650x500x960mm |
| approx. weight | 20kg |
| Maximum Load | 50kg |
| Tablet holder | 350x250mm |
| Top shelf | Inner dimensions: 490x350mm |
| Wheels | Ø100 |

[Læs bløf](#)

SKU: 0306003002

Price: from 4.675,00 kr.



PICKING CART WITH 9 COMPARTMENTS - 1080X450X1400 MM

Robust picking cart with 9 compartments - 1080x450x1400 mm, designed for efficient and structured picking and transportation tasks. The weight is 50 kg, max load 150 kg and it has Ø100 wheels for easy maneuvering.

| | |
|----------------|-------------------------------|
| Sizes | 1080x450x1400mm |
| approx. weight | 50kg |
| Maximum Load | 150kg |
| Base plate | 15 mm birch plywood film/film |
| Wheels | Ø100 |

[Læs bløß](#)

SKU: N/A



PICKING CART WITH 6 COMPARTMENTS - 760X450X1400 MM

Efficient 6-compartment picking trolley - 760x450x1400 mm, with push bars, side grids and large TENTE wheels Ø125 for stability and mobility in warehouse and logistics environments.

| | |
|----------------|-------------------------------|
| Sizes | 1080x450x1400mm |
| approx. weight | 55kg |
| Maximum Load | 300kg |
| Shelf plate | 15 mm birch plywood film/film |
| Wheels | Ø125 |

[Læs bløß](#)

SKU: N/A



PICKING TROLLEY WITH 4 SHELVES - 1270X660X1700 MM

Robust picking trolley with 4 shelves - 1270x660x1700 mm, ideal for efficient handling and internal transportation in warehouses and production. Smooth-running Tente wheels Ø160 ensure easy maneuverability and stable operation - even with heavy loads.

| | |
|---------------------|--------------------------|
| Sizes | 1270x660x1700mm |
| approx. weight | 65kg |
| Maximum Load | 250kg |
| Height to 1st shelf | 250mm |
| Height to 2nd shelf | 620mm |
| Height to 3rd shelf | 990mm |
| Height to 4th shelf | 1360mm |
| Shelf plate | 4pcs. 16mm melamine |
| Wheels | Swivel Tente Wheels Ø160 |

[Læs blø](#)

SKU: 0301003005



PICKING TROLLEY WITH SPRINGS - 850X450X800 MM

Ergonomic picking trolley with springs - 850x450x800 mm, where the table top automatically adjusts to the weight. At 30 kg, the table bottoms out and can carry up to 100 kg. Equipped with Ø75 wheels for stable and easy maneuvering in warehouse and production.

| | |
|------------------------|---------------------|
| Sizes | 850x450x800mm |
| approx. weight | 30kg |
| Maximum Load | 100kg |
| Shelf plate | Painted steel plate |
| Stroke length on shelf | 350mm |
| Wheels | Ø75 |

[Læs blø](#)

SKU: N/A



TEXTILE TROLLEYS



ERGONOMIC TEXTILE CART - 600X390X770-1070MM

Ergonomic textile trolley in solid steel construction with grid design and open sides. The trolley has smooth-running Tente wheels Ø125, providing high stability and easy maneuverability in packaging, textile and production environments.

| | |
|----------------|--------------------|
| Sizes | 600x390x770-1070mm |
| approx. weight | 10kg |
| Maximum Load | 75kg |
| Bottom shelf | 150mm from floor |
| Top shelf | 470mm from floor |
| Wheels | Ø75 |

[Læs blø](#)

SKU: N/A



TEXTILE TROLLEY SMALL

Product description:

Introducing our efficient Small Textile Cart with Countertop, a practical and stylish solution for sorting clothes in a wide range of environments. With a focus on functionality and durability, this trolley is designed to optimize the laundry sorting process and bring order...

| | |
|----------------|---------------------|
| Sizes | 470x390x900mm |
| approx. weight | 20kg |
| Maximum Load | 100kg |
| Shelf plate | 18mm laminate board |
| Wheels | Ø75 |

[Læs blø](#)

SKU: N/A



BASKET TROLLEY WITH 15 BASKETS - 1440X600X1750MM

Slim basket trolley for sorting clothes with spacious baskets and mobile construction. The trolley's steel frame and Ø75 wheels ensure easy movement and convenient sorting in production and laundry.

| | |
|----------------|-----------------|
| Sizes | 1440x600x1750mm |
| approx. weight | 75kg |
| Maximum Load | 200kg |
| Curves | 15pcs. |
| Wheels | Ø100 |

[Læs bløf](#)

SKU: S110200



RACKS



HANGER STAND ON LEVELING SHOE - MODEL 1

This hanger rack on style shoe (Model 1) is a stable and simple solution for hanging clothes, textiles or other items in retail, warehouse, showroom and production environments. The rack functions as both a garment rack and clothing rack and is designed with a robust hanger bar Ø30 that can...

| | |
|----------------|-------------------------------------|
| Sizes | 1500x500x1600mm, 2000x500x1600mm |
| approx. weight | 9kg |
| Maximum Load | 100kg per suspension rod |
| Hanger bar | Ø30 |

[Læs bløf](#)

SKU: 1804003001-1



HANGER RACK ON WHEELS - MODEL 2

This hanging rack on wheels (Model 2) is a mobile and robust solution for hanging clothes in stores, warehouses, showrooms and packing areas. The rack functions as both a garment rack and clothing rack and is ideal when clothes need to be moved frequently between zones, collections or...

| | |
|----------------|-------------------------------------|
| Sizes | 1500x500x1600mm, 2000x500x1600mm |
| approx. weight | 9kg |
| Maximum Load | 100kg. per hanger bar |
| Hanger bar | Ø30 |
| Wheels | Ø100 |

[Læs bløf](#)

SKU: 1804003001



CLOTHES HANGER STAND ON LEVELING SHOE WITH 2 HANGER BARS - MODEL 3

This hanger rack with 2 hanger rods (Model 3) is a stable and space-optimized clothing rack for professional hanging of clothes in stores, warehouses and showrooms. With two hanger rods (Ø30×2) you get significantly more hanging capacity and better sorting of collections, sizes or orders. The...

| | |
|----------------|-------------------------------------|
| Sizes | 1500x500x1600mm, 2000x500x1600mm |
| approx. weight | |
| Maximum Load | 100kg per suspension rod |
| Hanger bar | Ø30×2 |

[Læs blot](#)

SKU: 18040030014-1



HANGER RACK ON WHEELS WITH 2 HANGER RODS - MODEL 4

This hanger rack on wheels with 2 hanger bars (Model 4) is a mobile and high-capacity solution for professional hanging, sorting and internal transportation of clothes. The rack functions as both a clothing rack and a clothes rack, and with two Ø30 hanger rods you get double hanging space...

| | |
|----------------|-------------------------------------|
| Sizes | 1500x500x1600mm, 2000x500x1600mm |
| approx. weight | 10.5kg |
| Maximum Load | 100kg. per hanger bar |
| Hanger bar | 2x Ø30×2 |
| Wheels | Ø100 |

[Læs blot](#)

SKU: 18040030014



HEIGHT-ADJUSTABLE WASTE RACK - MODEL 1

| | |
|----------------|-------------------|
| Sizes | 440x420x630-900mm |
| approx. weight | 9kg |
| Maximum Load | 30kg |
| stillesko | 4 pcs. |

[Læs bløf](#)

SKU: 1804099003-1

Price: from 925,00 kr.



HEIGHT-ADJUSTABLE WASTE RACK - MODEL 2

Practical and robust height-adjustable waste rack with wheels - perfect for efficient waste sorting in industry, warehouses and institutions.

| | |
|----------------|-------------------|
| Sizes | 440x420x630-900mm |
| approx. weight | 10kg |
| Maximum Load | 30kg |
| Wheels | Ø75 |

[Læs bløf](#)

SKU: 1804099003-2

Price: from 1.045,00 kr.



HEIGHT-ADJUSTABLE WASTE RACK WITH LID - MODEL 3

| | |
|----------------|-------------------|
| Sizes | 440x420x630-900mm |
| approx. weight | 10.5kg |
| Maximum Load | 30kg |
| stillesko | 4 pcs. |
| Low | |

[Læs blot](#)

SKU: 1804099003-3

Price: from 1.125,00 kr.



HEIGHT-ADJUSTABLE WASTE RACK WITH LID - MODEL 4

Practical waste rack with lid - 440x420x630-900 mm, weight approx. 11 kg and equipped with wheels Ø75 for flexible placement. Ideal for hygienic waste management in production, institutions and warehouses.

| | |
|----------------|-------------------|
| Sizes | 440x420x630-900mm |
| approx. weight | 11kg |
| Maximum Load | 30kg |
| Wheels | Ø75 |
| Low | |

[Læs blot](#)

SKU: 1804099003-4

Price: from 1.245,00 kr.



A-FRAME ON WHEELS - 1500X1100X2050MM

This A-Frame on wheels - 1500x1100x2050 mm is designed for safe and efficient handling of switchboards, panels and large flat items. The stand is robustly constructed and designed specifically for switchboard assembly, but it is also suitable for a wide range of other environments where heavy or...

| | |
|----------------|-------------------------------------|
| Sizes | 1500x1100x2050mm |
| approx. weight | 50kg |
| Maximum Load | 100kg. per plate |
| Shelf plate | 4x 18 mm birch plywood film/film |
| Wheels | 4 swivels with brakes |

[Læs bløß](#)

SKU: 3086810002

Price: from 9.445,00 kr.



A-FRAME WITH REMOVABLE SHELVES - 2000X800X2050MM

A-frame with removable shelves - 2000x800x2050 mm. Robust steel A-frame with removable shelves for flexible storage and handling. Used e.g. in electrical panel production. Weight 70 kg, capacity 200 kg and TENTE wheels for safe mobility.

| | |
|----------------|---------------------------|
| Sizes | 2000x800x2050mm |
| approx. weight | 100kg |
| Maximum Load | 300kg |
| Wheels | Ø100 swivel with brake |
| Shelf plate | 3mm lacquered steel plate |

[Læs bløß](#)

SKU: S110535



TOOL BOARD ON WHEELS

| | |
|------------|--|
| Sizes | 930x600x1700mm |
| Base plate | 10mm compact laminate |
| Wheels | 4 pcs. TENTE Ø125 2 w/brake. 2 w/o brake |

[Læs blot](#)

SKU: 1804003009

Price: from 8.445,00 kr.



2-SIDED SCREEN WALL ON WHEELS - 1800X2000MM

| | |
|----------------------|-------------------------------|
| Sizes | 1800x2000mm |
| approx. weight | 25kg |
| Maximum Load | 200kg |
| Wheels | Ø75 - 2 w/brakes, 2 un/brakes |
| Sound damping panels | 4 pcs. removable with velcro |

[Læs blot](#)

SKU: 1804003007



STORAGE RACK FOR LARGE ITEMS - EFFICIENT AND SPACE-SAVING SOLUTION

Practical storage rack for large items - an efficient and space-saving solution for safe storage and transportation in production, warehouses and workshops.

| | |
|----------------|-----------------|
| Sizes | 1600x900x1800mm |
| approx. weight | 80kg |
| Maximum Load | 200kg |
| Shelf plate | 16mm melamine |
| Wheels | Ø160 |

[Læs bløf](#)

SKU: N/A



STORAGE RACK ON WHEELS - 1250X800X1700 MM

Robust storage rack on wheels - 1250x800x1700 mm with 4 shelves and a maximum load of 250 kg. The 4 Tente wheels provide easy and stable maneuvering. Ideal for warehouse, production and internal transportation where flexibility and order are essential.

| | |
|----------------|-------------------------------|
| Sizes | 1250x800x1700mm |
| approx. weight | 100kg |
| Maximum Load | 250kg |
| Table top | 15 mm birch plywood film/film |

[Læs bløf](#)

SKU: N/A



STAND FOR SAFETY HELMETS - 2 SECTIONS - 780X470X1600MM

Robust rack for safety helmets - practical and clear storage solution. Available in any RAL color and can be made in custom sizes.

| | |
|----------------|---------------|
| Sizes | 780x470x100mm |
| approx. weight | 40kg |
| Maximum Load | 150kg |

[Læs blot](#)

SKU: 1803000002

Price: from 4.865,00 kr.



STAND FOR SAFETY HELMETS - WITH WALL MOUNT - 250X230X1200 MM

| | |
|----------------|----------------|
| Sizes | 250x230x1200mm |
| approx. weight | |
| Maximum Load | 100kg |
| Base plate | Steel plate |

[Læs blot](#)

SKU: 1802000001

Price: from 2.875,00 kr.




BRANCH RACK ON WHEELS - 1300X950X1700 MM

Robust branch rack on wheels - double-sided and mobile solution for storing pipes, profiles and moldings with good access and structure.

| | |
|---------------------------|---------------------------------------|
| Sizes | 1300x950x1700mm |
| approx. weight | 40kg |
| Maximum Load | 300kg |
| Forks | Ø19x470mm |
| Wheels | 4 pcs Tente PVR wheels Ø125 swivel |
| Distance between branches | 100mm C/C |
| Branch target | Ø19x470mm |

[Læs bløð](#)

SKU: 1702000002



BRANCH RACK ON WHEELS - 1000X600X1500MM

Branch rack on wheels - 1000x600x1500mm. Mobile and robust solution for storing pipes and profiles. 4 Tente wheels Ø75, weight 20 kg, load 100 kg.

| | |
|---------------------------|-------------------|
| Sizes | 1000x600x1500mm |
| approx. weight | 20kg |
| Maximum Load | 100kg |
| Distance between branches | 200mm |
| Wheels | 4pcs Ø75 w/brakes |

[Læs bløð](#)

SKU: 1402003002



A-FRAME WITH OVERHANG - 1500X1100X2050 MM

This A-frame with overhang is designed for safe and flexible handling of electrical panels, panels, doors, metal covers and large cable reels. Measuring 1500x1100x2050 mm and with a strong steel frame, the stand provides a stable and efficient platform for daily use in production, assembly and...

| | |
|-----------------------|-------------------------------------|
| Sizes | 1500x1100x2050mm |
| approx. weight | 55kg |
| Maximum Load | 100kg. per plate |
| Cable holder overhang | 2x400mm |
| Shelf plate | 4x 18 mm birch plywood film/film |
| Wheels | 4 swivels with brakes |

[Læs bløf](#)

SKU: N/A



GRID RACK - 1500x700x2000 MM

Solid grid stand - 1500x700x2000 mm, weight 45 kg and maximum load 200 kg. Equipped with wheels Ø75 and spot welded mesh 50x50x5 mm - ideal for presentation and visual storage.

| | |
|----------------|-----------------|
| Sizes | 1500x700x2000mm |
| approx. weight | 45kg |
| Maximum Load | 200kg |
| Wheels | Ø75 |

[Læs bløf](#)

SKU: N/A



HANGER RACK WITH REMOVABLE RODS - 2000X500X1900MM

Hanger rack with removable bars - 2000x500x1900 mm. Robust powder-coated steel frame with 3 removable hanger bars $\text{Ø}30 \times 2$, wheels $\text{Ø}75$, weight 15 kg and max. load 100 kg per hanger bar. Mobile, flexible solution for storage and presentation.

| | |
|----------------|------------------------------|
| Sizes | 2000x1900x500mm |
| approx. weight | 15kg |
| Maximum Load | 100kg. per hanger bar |
| Hanger bar | 3 pcs. $\text{Ø}30 \times 2$ |
| Wheels | $\text{Ø}75$ |

[Læs bløf](#)

SKU: 1804003003



HANGER RACK WITH 3 HANGER BARS - 2000X1900X500MM

Hanger rack with 3 hanger bars - 2000x1900x500 mm. Robust construction in powder-coated steel, weight 25 kg, wheels $\text{Ø}75$ and load 100 kg per hanger bar. Ideal for maximum hanging capacity in wardrobes, storage or event areas.

| | |
|----------------|------------------------------|
| Sizes | 2000x1900x500mm |
| approx. weight | 25kg |
| Maximum Load | 100kg. per hanger bar |
| Hanger bar | 3 pcs. $\text{Ø}30 \times 2$ |
| Wheels | $\text{Ø}75$ |

[Læs bløf](#)

SKU: 1804003002

ROLLSTAND FLEX

[Læs blot](#)

SKU: S110200-1




ROLLSTAND FLEX SINGLE

Rollstand Flex Single is a flexible roller stand for handling plastic drums and similar in assembly areas. Its adjustable design ensures optimal adaptation to different tasks.

[Læs blot](#)

SKU: 3086800140





PACKING STATION - 500X500MM

Compact packing station - 500x500 mm with strong steel construction, 18 kg weight and load up to 50 kg. Height and rotation adjustable work surface with spring solution and TENTE wheels Ø75 - perfect for assembly, packing and logistics.

| | |
|---------------------|-----------|
| Sizes | 500x500mm |
| approx. weight | 18kg |
| Maximum Load | 50kg |
| Height adjustable | |
| Rotation Adjustable | |
| Wheels | Ø75 |

[Læs blø](#)

SKU: 308680035



STAND FOR RETRACTOR

| | |
|----------------|----------------|
| Sizes | 800x800x1150mm |
| approx. weight | 52 kg |
| Maximum Load | 300kg |
| Wheels | Ø250 PVR |

[Læs blø](#)

SKU: 1804010001



PACKING RACK ON WHEELS - 600X500MM

Packing stand with bag holder. Height and rotation adjustable stand with tape holder, maximum load of 100kg with a weight of 22.5kg, scissor holder and TENTE wheels Ø75. Ideal for flexible packing and assembly.

| | |
|-------------------|-----------|
| Sizes | 600x500mm |
| approx. weight | 22.5kg |
| Maximum Load | 100kg |
| Height adjustable | |
| Wheels | Ø75 |

[Læs mere](#)

SKU: N/A



HANGER RACK FOR DRUMS - 1000X750X1065MM

Hanger rack for drums - 1000x750x1065 mm. Robust construction in powder-coated steel with TENTE wheels Ø100. Weight 25 kg and maximum load 100 kg. Ideal for handling, storing and unwinding/rewinding plastic drums, reels and cable spools.

| | |
|----------------|-----------------|
| Sizes | 1000x750x1065mm |
| approx. weight | 25kg |
| Maximum Load | 100kg |
| Hanger bar | Ø30 |
| Wheels | Ø100 |

[Læs mere](#)

SKU: N/A



STAINLESS STEEL WASTE RACK

Minimum order of 25 pieces.

| | |
|----------------|-------------------|
| Sizes | 440x420x630-900mm |
| approx. weight | |
| Wheels | 4pcs Ø75 w/brakes |

[Læs blø](#)

SKU: 1804099075

Price: from 1.950,00 kr.

A-FRAMES



A-FRAME ON WHEELS - 1500X1100X2050MM

This A-Frame on wheels - 1500x1100x2050 mm is designed for safe and efficient handling of switchboards, panels and large flat items. The stand is robustly constructed and designed specifically for switchboard assembly, but it is also suitable for a wide range of other environments where heavy or...

| | |
|----------------|-------------------------------------|
| Sizes | 1500x1100x2050mm |
| approx. weight | 50kg |
| Maximum Load | 100kg. per plate |
| Shelf plate | 4x 18 mm birch plywood film/film |
| Wheels | 4 swivels with brakes |

[Læs blø](#)

SKU: 3086810002

Price: from 9.445,00 kr.



A-FRAME WITH REMOVABLE SHELVES - 2000X800X2050MM

A-frame with removable shelves - 2000x800x2050 mm. Robust steel A-frame with removable shelves for flexible storage and handling. Used e.g. in electrical panel production. Weight 70 kg, capacity 200 kg and TENTE wheels for safe mobility.

| | |
|----------------|---------------------------|
| Sizes | 2000x800x2050mm |
| approx. weight | 100kg |
| Maximum Load | 300kg |
| Wheels | Ø100 swivel with brake |
| Shelf plate | 3mm lacquered steel plate |

[Læs blø](#)

SKU: S110535



A-FRAME WITH OVERHANG - 1500X1100X2050 MM

This A-frame with overhang is designed for safe and flexible handling of electrical panels, panels, doors, metal covers and large cable reels. Measuring 1500x1100x2050 mm and with a strong steel frame, the stand provides a stable and efficient platform for daily use in production, assembly and...

| | |
|-----------------------|-------------------------------------|
| Sizes | 1500x1100x2050mm |
| approx. weight | 55kg |
| Maximum Load | 100kg. per plate |
| Cable holder overhang | 2x400mm |
| Shelf plate | 4x 18 mm birch plywood film/film |
| Wheels | 4 swivels with brakes |

[Læs blot](#)

SKU: N/A

LITTER BINS



HEIGHT-ADJUSTABLE WASTE RACK - MODEL 1

| | |
|----------------|-------------------|
| Sizes | 440x420x630-900mm |
| approx. weight | 9kg |
| Maximum Load | 30kg |
| stillesko | 4 pcs. |

[Læs blot](#)

SKU: 1804099003-1

Price: from 925,00 kr.



HEIGHT-ADJUSTABLE WASTE RACK - MODEL 2

Practical and robust height-adjustable waste rack with wheels - perfect for efficient waste sorting in industry, warehouses and institutions.

| | |
|----------------|-------------------|
| Sizes | 440x420x630-900mm |
| approx. weight | 10kg |
| Maximum Load | 30kg |
| Wheels | Ø75 |

[Læs blot](#)

SKU: 1804099003-2

Price: from 1.045,00 kr.



HEIGHT-ADJUSTABLE WASTE RACK WITH LID - MODEL 3

| | |
|----------------|-------------------|
| Sizes | 440x420x630-900mm |
| approx. weight | 10.5kg |
| Maximum Load | 30kg |
| stillesko | 4 pcs. |
| Low | |

[Læs blot](#)

SKU: 1804099003-3

Price: from 1.125,00 kr.



HEIGHT-ADJUSTABLE WASTE RACK WITH LID - MODEL 4

Practical waste rack with lid - 440x420x630-900 mm, weight approx. 11 kg and equipped with wheels Ø75 for flexible placement. Ideal for hygienic waste management in production, institutions and warehouses.

| | |
|----------------|-------------------|
| Sizes | 440x420x630-900mm |
| approx. weight | 11kg |
| Maximum Load | 30kg |
| Wheels | Ø75 |
| Low | |

[Læs blot](#)

SKU: 1804099003-4

Price: from 1.245,00 kr.



STAINLESS STEEL WASTE RACK

Minimum order of 25 pieces.

| | |
|----------------|-------------------|
| Sizes | 440x420x630-900mm |
| approx. weight | |
| Wheels | 4pcs Ø75 w/brakes |

[Læs blø](#)

SKU: 1804099075

Price: from 1.950,00 kr.

OTHER STANDS



TOOL BOARD ON WHEELS

| | |
|------------|--|
| Sizes | 930x600x1700mm |
| Base plate | 10mm compact laminate |
| Wheels | 4 pcs. TENTE Ø125 2 w/brake. 2 w/o brake |

[Læs blot](#)

SKU: 1804003009

Price: from 8.445,00 kr.




2-SIDED SCREEN WALL ON WHEELS - 1800X2000MM

| | |
|----------------------|-------------------------------|
| Sizes | 1800x2000mm |
| approx. weight | 25kg |
| Maximum Load | 200kg |
| Wheels | Ø75 - 2 w/brakes, 2 un/brakes |
| Sound damping panels | 4 pcs. removable with velcro |

[Læs blot](#)

SKU: 1804003007



STAND FOR SAFETY HELMETS - 2 SECTIONS - 780X470X1600MM

Robust rack for safety helmets - practical and clear storage solution. Available in any RAL color and can be made in custom sizes.

| | |
|----------------|---------------|
| Sizes | 780x470x100mm |
| approx. weight | 40kg |
| Maximum Load | 150kg |

[Læs blø](#)

SKU: 1803000002

Price: from 4.865,00 kr.



STAND FOR SAFETY HELMETS - WITH WALL MOUNT - 250X230X1200 MM

| | |
|----------------|----------------|
| Sizes | 250x230x1200mm |
| approx. weight | |
| Maximum Load | 100kg |
| Base plate | Steel plate |

[Læs blø](#)

SKU: 1802000001

Price: from 2.875,00 kr.



GRID RACK - 1500×700×2000 MM

Solid grid stand - 1500×700×2000 mm, weight 45 kg and maximum load 200 kg. Equipped with wheels Ø75 and spot welded mesh 50×50×5 mm - ideal for presentation and visual storage.

| | |
|----------------|-----------------|
| Sizes | 1500x700x2000mm |
| approx. weight | 45kg |
| Maximum Load | 200kg |
| Wheels | Ø75 |


[Læs blot](#)


SKU: N/A

ROLLSTAND FLEX

[Læs blot](#)

SKU: S110200-1





ROLLSTAND FLEX SINGLE

Rollstand Flex Single is a flexible roller stand for handling plastic drums and similar in assembly areas. Its adjustable design ensures optimal adaptation to different tasks.

[Læs blot](#)

SKU: 3086800140



STAND FOR RETRACTOR

| | |
|----------------|----------------|
| Sizes | 800x800x1150mm |
| approx. weight | 52 kg |
| Maximum Load | 300kg |
| Wheels | Ø250 PVR |

[Læs blot](#)

SKU: 1804010001

HANGER RACKS



HANGER STAND ON LEVELING SHOE - MODEL 1

This hanger rack on style shoe (Model 1) is a stable and simple solution for hanging clothes, textiles or other items in retail, warehouse, showroom and production environments. The rack functions as both a garment rack and clothing rack and is designed with a robust hanger bar $\varnothing 30$ that can...

| | |
|----------------|-------------------------------------|
| Sizes | 1500x500x1600mm, 2000x500x1600mm |
| approx. weight | 9kg |
| Maximum Load | 100kg per suspension rod |
| Hanger bar | $\varnothing 30$ |

[Læs bløf](#)

SKU: 1804003001-1



HANGER RACK ON WHEELS - MODEL 2

This hanging rack on wheels (Model 2) is a mobile and robust solution for hanging clothes in stores, warehouses, showrooms and packing areas. The rack functions as both a garment rack and clothing rack and is ideal when clothes need to be moved frequently between zones, collections or...

| | |
|----------------|-------------------------------------|
| Sizes | 1500x500x1600mm, 2000x500x1600mm |
| approx. weight | 9kg |
| Maximum Load | 100kg. per hanger bar |
| Hanger bar | $\varnothing 30$ |
| Wheels | $\varnothing 100$ |

[Læs bløf](#)

SKU: 1804003001



CLOTHES HANGER STAND ON LEVELING SHOE WITH 2 HANGER BARS - MODEL 3

This hanger rack with 2 hanger rods (Model 3) is a stable and space-optimized clothing rack for professional hanging of clothes in stores, warehouses and showrooms. With two hanger rods (Ø30×2) you get significantly more hanging capacity and better sorting of collections, sizes or orders. The...

| | |
|----------------|-------------------------------------|
| Sizes | 1500x500x1600mm, 2000x500x1600mm |
| approx. weight | |
| Maximum Load | 100kg per suspension rod |
| Hanger bar | Ø30×2 |

[Læs blot](#)

SKU: 18040030014-1



HANGER RACK ON WHEELS WITH 2 HANGER RODS - MODEL 4

This hanger rack on wheels with 2 hanger bars (Model 4) is a mobile and high-capacity solution for professional hanging, sorting and internal transportation of clothes. The rack functions as both a clothing rack and a clothes rack, and with two Ø30 hanger rods you get double hanging space...

| | |
|----------------|-------------------------------------|
| Sizes | 1500x500x1600mm, 2000x500x1600mm |
| approx. weight | 10.5kg |
| Maximum Load | 100kg. per hanger bar |
| Hanger bar | 2x Ø30×2 |
| Wheels | Ø100 |

[Læs blot](#)

SKU: 18040030014



HANGER RACK WITH REMOVABLE RODS - 2000X500X1900MM

Hanger rack with removable bars - 2000x500x1900 mm. Robust powder-coated steel frame with 3 removable hanger bars $\text{\O}30 \times 2$, wheels $\text{\O}75$, weight 15 kg and max. load 100 kg per hanger bar. Mobile, flexible solution for storage and presentation.

| | |
|----------------|-------------------------------|
| Sizes | 2000x1900x500mm |
| approx. weight | 15kg |
| Maximum Load | 100kg. per hanger bar |
| Hanger bar | 3 pcs. $\text{\O}30 \times 2$ |
| Wheels | $\text{\O}75$ |

[Læs bløf](#)

SKU: 1804003003



HANGER RACK WITH 3 HANGER BARS - 2000X1900X500MM

Hanger rack with 3 hanger bars - 2000x1900x500 mm. Robust construction in powder-coated steel, weight 25 kg, wheels $\text{\O}75$ and load 100 kg per hanger bar. Ideal for maximum hanging capacity in wardrobes, storage or event areas.

| | |
|----------------|-------------------------------|
| Sizes | 2000x1900x500mm |
| approx. weight | 25kg |
| Maximum Load | 100kg. per hanger bar |
| Hanger bar | 3 pcs. $\text{\O}30 \times 2$ |
| Wheels | $\text{\O}75$ |

[Læs bløf](#)

SKU: 1804003002



HANGER RACK FOR DRUMS - 1000X750X1065MM

Hanger rack for drums - 1000x750x1065 mm. Robust construction in powder-coated steel with TENTE wheels Ø100. Weight 25 kg and maximum load 100 kg. Ideal for handling, storing and unwinding/rewinding plastic drums, reels and cable spools.

| | |
|----------------|-----------------|
| Sizes | 1000x750x1065mm |
| approx. weight | 25kg |
| Maximum Load | 100kg |
| Hanger bar | Ø30 |
| Wheels | Ø100 |

[Læs blot](#)

SKU: N/A

BRANCH RACKS




BRANCH RACK ON WHEELS - 1300X950X1700 MM

Robust branch rack on wheels - double-sided and mobile solution for storing pipes, profiles and moldings with good access and structure.

| | |
|---------------------------|---------------------------------------|
| Sizes | 1300x950x1700mm |
| approx. weight | 40kg |
| Maximum Load | 300kg |
| Forks | Ø19x470mm |
| Wheels | 4 pcs Tente PVR wheels Ø125 swivel |
| Distance between branches | 100mm C/C |
| Branch target | Ø19x470mm |

[Læs bløð](#)

SKU: 1702000002



BRANCH RACK ON WHEELS - 1000X600X1500MM

Branch rack on wheels - 1000x600x1500mm. Mobile and robust solution for storing pipes and profiles. 4 Tente wheels Ø75, weight 20 kg, load 100 kg.

| | |
|---------------------------|-------------------|
| Sizes | 1000x600x1500mm |
| approx. weight | 20kg |
| Maximum Load | 100kg |
| Distance between branches | 200mm |
| Wheels | 4pcs Ø75 w/brakes |

[Læs bløð](#)

SKU: 1402003002

STORAGE RACKS



STORAGE RACK ON WHEELS - 1250X800X1700 MM

Robust storage rack on wheels - 1250x800x1700 mm with 4 shelves and a maximum load of 250 kg. The 4 Tente wheels provide easy and stable maneuvering. Ideal for warehouse, production and internal transportation where flexibility and order are essential.

| | |
|----------------|----------------------------------|
| Sizes | 1250x800x1700mm |
| approx. weight | 100kg |
| Maximum Load | 250kg |
| Table top | 15 mm birch plywood film/film |

[Læs blø](#)

SKU: N/A



STORAGE RACK FOR LARGE ITEMS - EFFICIENT AND SPACE-SAVING SOLUTION

Practical storage rack for large items - an efficient and space-saving solution for safe storage and transportation in production, warehouses and workshops.

| | |
|----------------|-----------------|
| Sizes | 1600x900x1800mm |
| approx. weight | 80kg |
| Maximum Load | 200kg |
| Shelf plate | 16mm melamine |
| Wheels | Ø160 |

[Læs blø](#)

SKU: N/A



PACKING RACKS



PACKING STATION - 500X500MM

Compact packing station - 500x500 mm with strong steel construction, 18 kg weight and load up to 50 kg. Height and rotation adjustable work surface with spring solution and TENTE wheels Ø75 - perfect for assembly, packing and logistics.

| | |
|---------------------|-----------|
| Sizes | 500x500mm |
| approx. weight | 18kg |
| Maximum Load | 50kg |
| Height adjustable | |
| Rotation Adjustable | |
| Wheels | Ø75 |

[Læs blø](#)

SKU: 308680035



PACKING RACK ON WHEELS - 600X500MM

Packing stand with bag holder. Height and rotation adjustable stand with tape holder, maximum load of 100kg with a weight of 22.5kg, scissor holder and TENTE wheels Ø75. Ideal for flexible packing and assembly.

| | |
|-------------------|-----------|
| Sizes | 600x500mm |
| approx. weight | 22.5kg |
| Maximum Load | 100kg |
| Height adjustable | |
| Wheels | Ø75 |

[Læs blø](#)

SKU: N/A



ROLLING TABLES



ROLLING TABLE WITH 2 SHELVES - 080R11 - MODEL 1

Robust standard trolley 900x550x900 mm with 2 shelves. Ideal for warehouse, production and logistics - mobile solution for efficient transportation and storage.

| | |
|---------------------|---|
| Sizes | 500x400x900 mm, 1200x600x900 mm, 900x550x900 mm |
| approx. weight | 20kg |
| Maximum Load | 200kg |
| Height to 1st shelf | 210mm |
| Height to 2nd shelf | 900mm |
| Shelf plate | 16mm melamine |
| Wheels | Ø100, Ø75 |

[Læs bløf](#)

SKU: 080R11



ROLLING TABLE WITH PUSH BAR - 080R11 - MODEL 2

Robust long trolley with push bar - 1500x800x900 mm. Perfect for internal transportation and storage. Equipped with durable Tente wheels.

| | |
|---------------------|--|
| Sizes | 1200x600x875mm, 500x400x850mm, 900x550x875mm |
| approx. weight | 25kg |
| Maximum Load | 200kg |
| Height to 1st shelf | 185mm |
| Height to 2nd shelf | 845mm |
| Shelf plate | 16mm melamine |
| Wheels | Ø100, Ø75 |

[Læs bløf](#)

SKU: 080r11-2



ROLLING TABLE WITH 3 SHELVES - 1000X500X1000MM - 088R20

Functional rolling table with 3 shelves and integrated push bar. Equipped with durable Tente wheels for safe and easy transportation.

| | |
|---------------------|-----------------|
| Sizes | 1000x500x1000mm |
| approx. weight | 27kg |
| Maximum Load | 200kg |
| Height to 1st shelf | 210mm |
| Height to 2nd shelf | 545mm |
| Height to 3rd shelf | 900mm |
| Shelf plate | 16mm melamine |
| Wheels | Ø100 |

[Læs blø](#)

SKU: 088R20

Price: from 2.985,00 kr.



HEIGHT-ADJUSTABLE ROLLING TABLE - 600X500MM

Flexible height-adjustable roller table with manual height adjustment and Tente castors. Ideal for internal transportation, assembly and storage with varying needs.

| | |
|----------------|-------------------------------|
| Sizes | 600x500mm |
| approx. weight | 15kg |
| Maximum Load | 100kg |
| Table top | 15 mm birch plywood film/film |

Height adjustable
Wheels

Ø75 – 2 w/brakes, 2 un/brakes

[Læs blø](#)

SKU: 2092900090

Price: from 3.895,00 kr.



ROLLING TABLE WITH WOBBLE EDGE - 084R15

Practical rolling table with looped edge - 900x550x900 mm. Three stable shelves and secure Tente wheels make it ideal for transportation and storage.

| | |
|---------------------|--|
| Sizes | 1200x600x885mm, 500x400x850mm, 900x550x900mm |
| approx. weight | 38kg |
| Maximum Load | 200kg |
| Height to 1st shelf | 210mm |
| Height to 2nd shelf | 545mm |
| Height to 3rd shelf | 900mm |
| Wheels | Ø100 |
| Shelf plate | 16mm melamine |

[Læs blø](#)

SKU: 084R15-M



ROLLING TABLE WITH LOOP EDGE - 089R21S

Rolling table with loop edge and 2 shelves - ideal for internal transportation and storage in production and warehouse environments.

| | |
|---------------------|------------------------------------|
| Sizes | 1000x600x1010mm, 700x500x1010mm |
| approx. weight | 20kg |
| Maximum Load | 200kg |
| Height to 1st shelf | 210mm |
| Height to 2nd shelf | 710mm |
| Shelf plate | 16mm melamine |
| Wheels | Ø100 |

[Læs blø](#)

SKU: 089R21S



ROLLING TABLE WITH HIGH WOBBLE EDGE - FELT COVERED

| | |
|--------------|--|
| Sizes | 1250x650x875mm |
| Maximum Load | 100 kg. per shelf |
| Shelf plate | 15mm birch plywood film/film - Felt coated |
| Wheels | 4 pcs. Ø150 - Swivel PNP (Soft wheels) 2. w/brake 2. w/o brake |

[Læs mere](#)

SKU: 2080110103

Price: from 4.995,00 kr.



CAGES



MESH CAGE WITH FOLDABLE SIDE - 900X1200MM

Practical grid cage with foldable side - 900x1200 mm, made of robust steel and ideal as a transport cage, waste cage or sorting cage. Perfect for efficient and safe handling in production, storage and recycling.

| | |
|----------------|------------|
| Sizes | 900x1200mm |
| approx. weight | 160kg |
| Maximum Load | 480kg |
| Foldable | Shelf |
| Wheels | Ø125 |

[Læs bløf](#)

SKU: 2095310010

Price: from 14.845,00 kr.



SMALL MESH CAGE - 900X1200MM

Compact small mesh cage - 900x1200 mm with robust steel frame, dead weight 112 kg and maximum load 480 kg. Ideal as a mesh cage, transport cage or waste cage in warehouses and logistics.

| | |
|----------------|------------|
| Sizes | 900x1200mm |
| approx. weight | 112kg |
| Maximum Load | 480kg |

[Læs bløf](#)

SKU: N/A



GAS CAGE - 1310X1220X1950 MM

Stable gas cage - 1310x1220x1950 mm designed for safe transportation of gas cylinders. Holds up to 32 10 kg gas cylinders, ideal for industrial use, storage and transportation.

| | |
|----------------|------------------|
| Sizes | 1310x1220x1950mm |
| approx. weight | 210kg |
| Maximum Load | 1000kg |
| Aluminum boom | 2 |

[Læs blot](#)

SKU: N/A



TRANSPORT CAGE 1300X1220X840MM

This 1300x1220x840 mm transport cage is designed for safe, structured and efficient handling of gas cylinders and other heavy materials in industry, warehouses and logistics. The cage is dimensioned for 11 kg gas cylinders and can hold up to 16 cylinders at a time. The construction is made of...

| | |
|----------------|---|
| Sizes | 1300x1220x840mm |
| approx. weight | 75kg |
| Maximum Load | 1000kg |
| Stabling | Designed to be stackable and stable during transportation |

[Læs blot](#)

SKU: N/A



2-COMPARTMENT ROLL CONTAINER - FLEXIBLE AND MANAGEABLE STORAGE

Clear 2-compartment roll container with no door - ideal for warehousing, logistics or production. Available in any RAL color and custom sizes.

| | |
|----------------|-----------------|
| Sizes | 1200x800x1750mm |
| approx. weight | 75kg |
| Maximum Load | 300kg |
| Wheels | Ø160 |

[Læs bløð](#)

SKU: N/A



ROLL CONTAINER WITH FOLD-DOWN FRONT - FLEXIBLE STORAGE SOLUTION

Robust roll container with fold-down front - mobile and efficient storage solution that ensures easy access, fast operation and safe transportation.

| | |
|----------------|-----------------|
| Sizes | 1200x600x1400mm |
| approx. weight | 55kg |
| Maximum Load | 200kg |
| Wheels | Ø100 |
| Base plate | 16mm melamine |
| Foldable | Front |

[Læs bløð](#)

SKU: 1903003001

Price: from 6.175,00 kr.



OPEN-SIDED ROLL CONTAINER - FLEXIBLE AND EASILY ACCESSIBLE

Robust roll container with open side and fold-down grid front - a flexible and easily accessible transportation solution in warehouse environments.

| | |
|----------------|-----------------|
| Sizes | 1200x600x1850mm |
| approx. weight | 65kg |
| Base plate | 16mm melamine |
| Wheels | Ø160 |

[Læs bløß](#)

SKU: 2095060006



HIGH ROLL CONTAINER - ROBUST AND TALL STORAGE SOLUTION

Heavy duty tall roll container with drop down door and high height. Ideal for high volume and robust storage. Available in any RAL colour and special dimensions.

| | |
|----------------|-------------------------------|
| Sizes | 1200x600x1850mm |
| approx. weight | 65kg |
| Maximum Load | 200kg |
| Base plate | 15 mm birch plywood film/film |
| Wheels | Ø160 |

[Læs bløß](#)

SKU: N/A



LARGE ROLL CONTAINER - HIGH CAPACITY AND HEAVY-DUTY CONSTRUCTION

Heavy-duty large roll container - designed with large capacity for warehouse or logistics with volume and durability requirements. Available in optional RAL colors and custom sizes.

| | |
|----------------|-----------------|
| Sizes | 1200x600x1850mm |
| approx. weight | 100kg |
| Maximum Load | 300kg |
| Wheels | Ø125 |

[Læs bløf](#)

SKU: N/A



OPEN-FRONT ROLL CONTAINER - FLEXIBLE TRANSPORTATION

Robust roll container with open front - ideal solution for easy access, transportation and efficient inventory management.

| | |
|----------------|----------------------------------|
| Sizes | 700x1200x1600mm |
| approx. weight | 85kg |
| Base plate | 15 mm birch plywood film/film |
| Wheels | Ø100 |

[Læs bløf](#)

SKU: N/A



SMALL ROLL CONTAINER - MOBILE AND COMPACT STORAGE SOLUTION

Compact small roll container with wheels - ideal for small goods and efficient storage in warehouses and production. Available in any RAL color and custom dimensions.

| | |
|----------------|---------------|
| Sizes | 320x320x680mm |
| approx. weight | 15kg |
| Maximum Load | 100kg |
| Wheels | Ø50 |

[Læs mere](#)

SKU: N/A

MESH CAGES



MESH CAGE WITH FOLDABLE SIDE - 900X1200MM

Practical grid cage with foldable side - 900x1200 mm, made of robust steel and ideal as a transport cage, waste cage or sorting cage. Perfect for efficient and safe handling in production, storage and recycling.

| | |
|----------------|------------|
| Sizes | 900x1200mm |
| approx. weight | 160kg |
| Maximum Load | 480kg |
| Foldable | Shelf |
| Wheels | Ø125 |

[Læs blot](#)

SKU: 2095310010

Price: from 14.845,00 kr.



SMALL MESH CAGE - 900X1200MM

Compact small mesh cage - 900x1200 mm with robust steel frame, dead weight 112 kg and maximum load 480 kg. Ideal as a mesh cage, transport cage or waste cage in warehouses and logistics.

| | |
|----------------|------------|
| Sizes | 900x1200mm |
| approx. weight | 112kg |
| Maximum Load | 480kg |

[Læs blot](#)

SKU: N/A

ROLL CONTAINERS



2-COMPARTMENT ROLL CONTAINER - FLEXIBLE AND MANAGEABLE STORAGE

Clear 2-compartment roll container with no door - ideal for warehousing, logistics or production. Available in any RAL color and custom sizes.

| | |
|----------------|-----------------|
| Sizes | 1200x800x1750mm |
| approx. weight | 75kg |
| Maximum Load | 300kg |
| Wheels | Ø160 |

[Læs bløð](#)

SKU: N/A



ROLL CONTAINER WITH FOLD-DOWN FRONT - FLEXIBLE STORAGE SOLUTION

Robust roll container with fold-down front - mobile and efficient storage solution that ensures easy access, fast operation and safe transportation.

| | |
|----------------|-----------------|
| Sizes | 1200x600x1400mm |
| approx. weight | 55kg |
| Maximum Load | 200kg |
| Wheels | Ø100 |
| Base plate | 16mm melamine |
| Foldable | Front |

[Læs bløð](#)

SKU: 1903003001

Price: from 6.175,00 kr.



OPEN-SIDED ROLL CONTAINER - FLEXIBLE AND EASILY ACCESSIBLE

Robust roll container with open side and fold-down grid front - a flexible and easily accessible transportation solution in warehouse environments.

| | |
|----------------|-----------------|
| Sizes | 1200x600x1850mm |
| approx. weight | 65kg |
| Base plate | 16mm melamine |
| Wheels | Ø160 |

[Læs bløß](#)

SKU: 2095060006



HIGH ROLL CONTAINER - ROBUST AND TALL STORAGE SOLUTION

Heavy duty tall roll container with drop down door and high height. Ideal for high volume and robust storage. Available in any RAL colour and special dimensions.

| | |
|----------------|-------------------------------|
| Sizes | 1200x600x1850mm |
| approx. weight | 65kg |
| Maximum Load | 200kg |
| Base plate | 15 mm birch plywood film/film |
| Wheels | Ø160 |

[Læs bløß](#)

SKU: N/A



LARGE ROLL CONTAINER - HIGH CAPACITY AND HEAVY-DUTY CONSTRUCTION

Heavy-duty large roll container - designed with large capacity for warehouse or logistics with volume and durability requirements. Available in optional RAL colors and custom sizes.

| | |
|----------------|-----------------|
| Sizes | 1200x600x1850mm |
| approx. weight | 100kg |
| Maximum Load | 300kg |
| Wheels | Ø125 |

[Læs bløf](#)

SKU: N/A



OPEN-FRONT ROLL CONTAINER - FLEXIBLE TRANSPORTATION

Robust roll container with open front - ideal solution for easy access, transportation and efficient inventory management.

| | |
|----------------|----------------------------------|
| Sizes | 700x1200x1600mm |
| approx. weight | 85kg |
| Base plate | 15 mm birch plywood film/film |
| Wheels | Ø100 |

[Læs bløf](#)

SKU: N/A



SMALL ROLL CONTAINER - MOBILE AND COMPACT STORAGE SOLUTION

Compact small roll container with wheels - ideal for small goods and efficient storage in warehouses and production. Available in any RAL color and custom dimensions.

| | |
|----------------|---------------|
| Sizes | 320x320x680mm |
| approx. weight | 15kg |
| Maximum Load | 100kg |
| Wheels | Ø50 |

[Læs mere](#)

SKU: N/A

TRANSPORT CAGES



GAS CAGE - 1310X1220X1950 MM

Stable gas cage - 1310x1220x1950 mm designed for safe transportation of gas cylinders. Holds up to 32 10 kg gas cylinders, ideal for industrial use, storage and transportation.

| | |
|----------------|------------------|
| Sizes | 1310x1220x1950mm |
| approx. weight | 210kg |
| Maximum Load | 1000kg |
| Aluminum boom | 2 |

[Læs blot](#)

SKU: N/A



TRANSPORT CAGE 1300X1220X840MM


This 1300x1220x840 mm transport cage is designed for safe, structured and efficient handling of gas cylinders and other heavy materials in industry, warehouses and logistics. The cage is dimensioned for 11 kg gas cylinders and can hold up to 16 cylinders at a time. The construction is made of...

| | |
|----------------|---|
| Sizes | 1300x1220x840mm |
| approx. weight | 75kg |
| Maximum Load | 1000kg |
| Stabling | Designed to be stackable and stable during transportation |

[Læs blot](#)

SKU: N/A

ACCESSORIES



TOOL BOARD 480X670 MM R7024

Weight 1,2 kg
Dimensions 20 × 640 × 480 mm

[Læs blø](#)

SKU: 0202000002

Price: from 295,00 kr.



PICKING BOX 250X148X130 (DXWXH) GRAY

Stackable modular box that can also be hung on cross profile

Width 148 mm

Depth 250 mm

Height 130 mm


Available in blue, gray and red

Weight 0,2 kg
Dimensions 250 × 148 × 130 mm

[Læs blø](#)

SKU: 0202000013

Price: from 38,00 kr.




SUSPENSION RAIL 900 MM R7004

Dimensions 20 × 900 × 80 mm

[Læs blot](#)

SKU: 0202000007

Price: from 103,00 kr.



STEEL SHELF GRAY R7004 900X210 MM WITH END PLATES

Fits rear column system with cc distance 670 mm
Plate width 645 x 210 mm. Max capacity is 50 kg.
Supplied with 2 brackets for mounting on rear
columns.

The shelf can be mounted obliquely or horizontally
and is reversible according to whether a front or
rear edge is required

Dimensions 210 × 90 × 20 mm

[Læs blot](#)

SKU: 0202000044

Price: from 274,40 kr.



Ø150 - SWIVEL PNP (SOFT WHEEL) - TENTE 2477

- Center mounted wheel Ø11 w/brakes
- Soft wheel track 75 shore A
- Max 75 kg at 3/kmt
- Build height 185 mm

Dimensions 150 × 150 × 185 mm

[Læs bløf](#)

SKU: 9099300015

Price: from 300,00 kr.



Ø150 - SWIVEL PNP W/BRAKES (SOFT WHEELS) - TENTE 2470

- Center mounted wheel Ø11
- Soft wheel track 75 shore A
- Max 75 kg at 3/kmt
- Build height 185 mm

Weight 1 kg
Dimensions 150 × 150 × 185 mm

[Læs bløf](#)

SKU: 9099300018

Price: from 340,00 kr.



TENT WHEELS Ø160 W/BRAKES 3477UFP160P63

Alpa wheel Ø160 mounted on mounting plate.
Swivel wheel with total brake and wire cap.
Soft wheel tread of 63 Shore A.
Suitable for trolleys in industry, catering and
cleaning where no spillage is allowed.
Silver gray wheels (Ral 7001).
Center hole spacing 80x105 mm.
Wheel track width 46...

Weight 2,6 kg
Dimensions 13,7 × 10,5 × 20 mm

[Læs bløß](#)

SKU: 00005505

Price: from 374,00 kr.



TENTE WHEELS Ø50 W/BRAKE 2475PI050P30-11 CENTER MOUNTED

- Swivel appliance wheel with brake.
- Center mount with Ø11 hole.
- Max load at 3 km/h 40kg. Max load static 80kg.
Build height 69mm
- test - written Rackbeat after changing the text in
woocommerce

Weight 0,2 kg
Dimensions 70 × 50 × 70 mm

[Læs bløß](#)

SKU: 00003896

Price: from 44,86 kr.



CONTROL FOR LINAK UP/DOWN DPF1K00

Push-button control with up/down function
(remember the mounting plate to mount it with)

Weight 0,1 kg
Dimensions 5 × 4 × 2 mm

[Læs bløð](#)

SKU: DPF1K00-010006

Price: from 120,00 kr.



CONTROL FOR LINAK UP/DOWN WATERPROOF TP1

Push-button operation with up/down function.
Waterproof to IP 66. With 2.5m cable and network
connector. Suitable for control boxes type
CBD3/4/5/6

Weight 0,1 kg
Dimensions 4 × 9 × 6 mm

[Læs bløð](#)

SKU: TP010002DK-00

Price: from 1.053,00 kr.



LINAK ACTUATOR DL12 COLUMN

Installation dimensions 545mm. Stroke length 660mm. Black. It can be used, but it is also possible to use up to 4 lifting columns in parallel.

Dimensions $6 \times 10 \times 54,5$ mm

[Læs bløf](#)

SKU: DL12000B0E660518

Price: from 1.848,00 kr.



DL20184 LINAK ACTUATOR DL2XXCA00500655

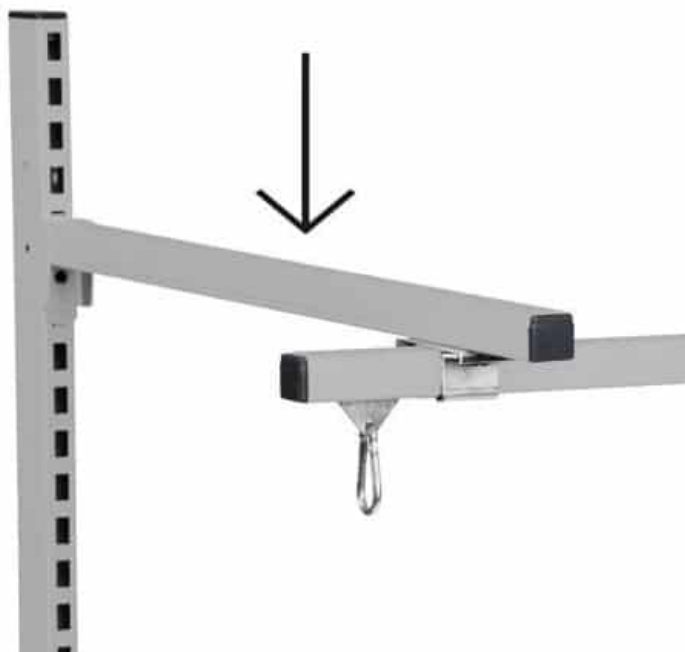
Programmable upside down actuator. 500mm stroke length. Installation dimensions of 650mm.

Weight 10 kg
Dimensions $30 \times 30 \times 80$ mm

[Læs bløf](#)

SKU: DL20184

Price: from 3.402,00 kr.



SUSPENSION ARM 700 MM R7004

Dimensions 700 × 30 × 30 mm

[Læs bløf](#)

SKU: 0202000009

Price: from 106,00 kr.



KEYBOARD AND MONITOR HOLDER WITH ARM - FOR BACK COLUMN

Flexible arm for mounting on back column.
Possibility to mount monitor and place keyboard.
Plate for mouse included.
Max load 15 kg
Arm length 570 mm


Weight 5 kg

[Læs bløf](#)

SKU: 0202000012

Price: from 1.920,80 kr.

TOOL BOARD HOOK SET 24 PIECES



Fits perforated sheet with 9x9 mm holes cc 38 mm.

The kit includes the following

- 5 pcs Single suspension hook Ø5 x 38 mm
- 2 pcs Single suspension hook Ø6 x 200 mm
- 6 pcs Double suspension hook Ø5, 38 x 11 mm
- 2 pcs Double suspension hook Ø5, 64 x 11 mm
- 2 pcs Hanger hook Ø5, 44 x 23 mm
- 3 pcs...

[Læs blø](#)

SKU: 0202000010

Price: from 470,40 kr.



BALANCE BLOCK FOR C- PROFILE 0.6-1.5 KG

Balance block with carabiner.


For mounting in C-profile above workbench.
It comes with 2 meters of line.

| | |
|------------|------------------|
| Weight | 0,2 kg |
| Dimensions | 6 x 2,2 x 2,2 mm |

[Læs blø](#)

SKU: 0202000047

Price: from 492,80 kr.




TENT WHEELS Ø100 W/BRAKES 2477PJP100P30-11

Weight 0,8 kg
Dimensions 14 × 6 × 14 mm

[Læs blot](#)

SKU: 00006340

Price: from 128,20 kr.




BATTERY 12V/97A MK1297 GEL

[Læs blot](#)

SKU: 6FM100-X_3

Price: from 3.790,00 kr.



SUSPENSION RAIL 670 MM R7004

Dimensions 20 × 670 × 80 mm

[Læs bløf](#)

SKU: 0202000008

Price: from 83,00 kr.



TENTE WHEELS Ø200 W/BRAKES 3470UFP200P63

- Alpa wheel Ø200 mounted on mounting plate
- Swivel wheel without brake.
- Soft wheel tread of 63 Shore A.
- Suitable for trolleys in industry, catering and cleaning where no spillage is allowed.
- Silver gray wheels (Ral 7001).
- Center hole spacing 80x105 mm.
- Wheel track width 46 mm....

Weight 2,71 kg
Dimensions 137 × 105 × 240 mm

[Læs bløf](#)

SKU: 990005972

Price: from 350,00 kr.



CONTROL BOX LINAK CBD6S 2 CHANNELS 200W

Electronic control box. The control box is programmable.

Weight 2 kg
Dimensions 8 × 35 × 10 mm

[Læs bløt](#)

SKU: CBD6SP00020A-009

Price: from 650,00 kr.



LOOSE WHEEL Ø125/Ø8 GRAY TPE

Rim made of PP. With roller bearings. Roller track width 32mm. Total width 46mm. Center hole Ø. Hardness 85 shore A

Weight 0,3 kg
Dimensions 12,5 × 5 × 12,5 mm

[Læs bløt](#)

SKU: 3712532083GG-46

Price: from 64,13 kr.



BACK BAR GRAY - 1446X25X50X2 MM R7004

- Profile tube 50x25 with holes for shelf supports.
- Note price is for 1 piece

Weight 2,4 kg
Dimensions 50 × 25 × 1460 mm

[Læs blot](#)

SKU: 0202006003-1

Price: from 296,80 kr.



TENT WHEELS Ø160 W/BRAKES 3470UFP160P63

Alpa castors Ø160 mounted on mounting plate -
with wire cap.

Swivel wheel without brake.

Soft wheel tread of 63 Shore A.

Suitable for trolleys in industry, catering and
cleaning where no spillage is allowed.

Silver gray wheels (Ral 7001).

Center hole spacing 80x105 mm.

Wheel track width 46...

Weight 2,24 kg
Dimensions 13,7 × 10,5 × 20 mm

[Læs blot](#)

SKU: 00005604

Price: from 310,00 kr.



LINAK LITHIUM BATTERY 2.15AH/52WH 24V DC

-Linak battery

Weight 0,6 kg
Dimensions 26 × 13 × 5 mm

[Læs bløð](#)

SKU: BA001.

Price: from 1.190,00 kr.



CAT FOR C-PROFILE 22MM - DOUBLE WHEEL

- Castors for over table rail
- For mounting in open C-profile 30x30
- With hook


Weight 0,2 kg
Dimensions 100 × 22 × 100 mm

[Læs bløð](#)

SKU: 2001000006

Price: from 165,80 kr.

STEEL SHELF 900X300 MM R7004



- Fits rear pillar system with cc distance 900 mm.
- Plate size 875 x 300 mm. Max capacity is 50 kg.
- Comes with 2 brackets for mounting on rear pillars.
- The shelf can be mounted obliquely or horizontally and is reversible according to whether you want a front or rear edge

Weight 2 kg
Dimensions 300 x 875 x 20 mm

[Læs blot](#)

SKU: 0202000005

Price: from 290,00 kr.



MOTOR CABLE 1.0M LINAK

Connection cable between motor and control box.
Max 1000v. Commoditycode 85444290

Weight 0,3 kg
Dimensions 20 x 20 x 2 mm

[Læs blot](#)

SKU: CAB0617102-1000

Price: from 34,00 kr.



TENTE WHEELS Ø125 W/BRAKES 3470PVR125P62

Black polypropylene rim, solid rubber tread in 80 shore A hardness. Wheel width 37mm. Load at 4 km/h 100 kg. Static load 200 kg. Build height 155mm. Overall width 75mm.

Weight 1,05 kg
Dimensions 13 × 7,5 × 15,5 mm

[Læs bløf](#)

SKU: 00001161

Price: from 88,00 kr.



CAT FOR C-PROFILE 22MM - SINGLE WHEEL

Weight 0,2 kg
Dimensions 6 × 2,2 × 2,2 mm

[Læs bløf](#)

SKU: 2001000005

Price: from 135,00 kr.



STEEL SHELF 670X300 MM R7004

Dimensions 300 × 645 × 20 mm

[Læs blot](#)

SKU: 0202000004

Price: from 235,00 kr.



BLUETOOTH OPERATION

discontinued and replaced by BP12BL3000

[Læs blot](#)

SKU: HB12BL3000



DEVICE C13 PLUG W/ 2 M CORD 230V POWER CABLE LINA K


Connection cable from power outlet to control box (type CBD6) or other device.

Weight 0,7 kg
Dimensions 20 × 20 × 2 mm

[Læs bløf](#)

SKU: CAB0015869

Price: from 40,00 kr.



MOUNTING KIT M8 W/SPRING FOR REAR COLUMN

Bolt set for mounting rear columns on garden/lower table. For easier mounting of the vertical column to the horizontal rails under the table.


Contains 2 M8 bolts with spring, washer and threaded plate (nut). One set is needed per rear column

Weight 0,08 kg

[Læs bløf](#)

SKU: 2001000004

Price: from 39,20 kr.



TOOL BOARD 480X900 MM R7024

Sono Art. no.: 634486

Weight 1,5 kg
Dimensions 870 × 480 × 20 mm

[Læs blot](#)

SKU: 0202000003

Price: from 375,00 kr.



LA31 250MM 12V LINAK ACTUATOR

2.500N. Stroke length 250mm. It is convertible with control box CBD4, CBD5 and CBD6

Weight 3 kg
Dimensions 13 × 50 × 15 mm

[Læs blot](#)

SKU: J21182

Price: from 2.259,95 kr.



NETWORK CABLE 0.3M 8 POLE RJ45 LINAK

Network cable 30 cm. E.g. for interconnecting control boxes. Commoditycode 85444290

Weight 0,2 kg
Dimensions 20 × 20 × 2 mm

[Læs bløð](#)

SKU: CAB0705835

Price: from 26,00 kr.



MOUNTING BRACKET - SUSPENSION ARM FOR C-PROFILE

Weight 0,2 kg
Dimensions 70 × 70 × 40 mm

[Læs bløð](#)

SKU: 2001000003

Price: from 49,00 kr.



STUDED WHEELS Ø125 DIRECTIONAL/TOTAL BRAKE 2044UAP125R36-32S30 2XM6

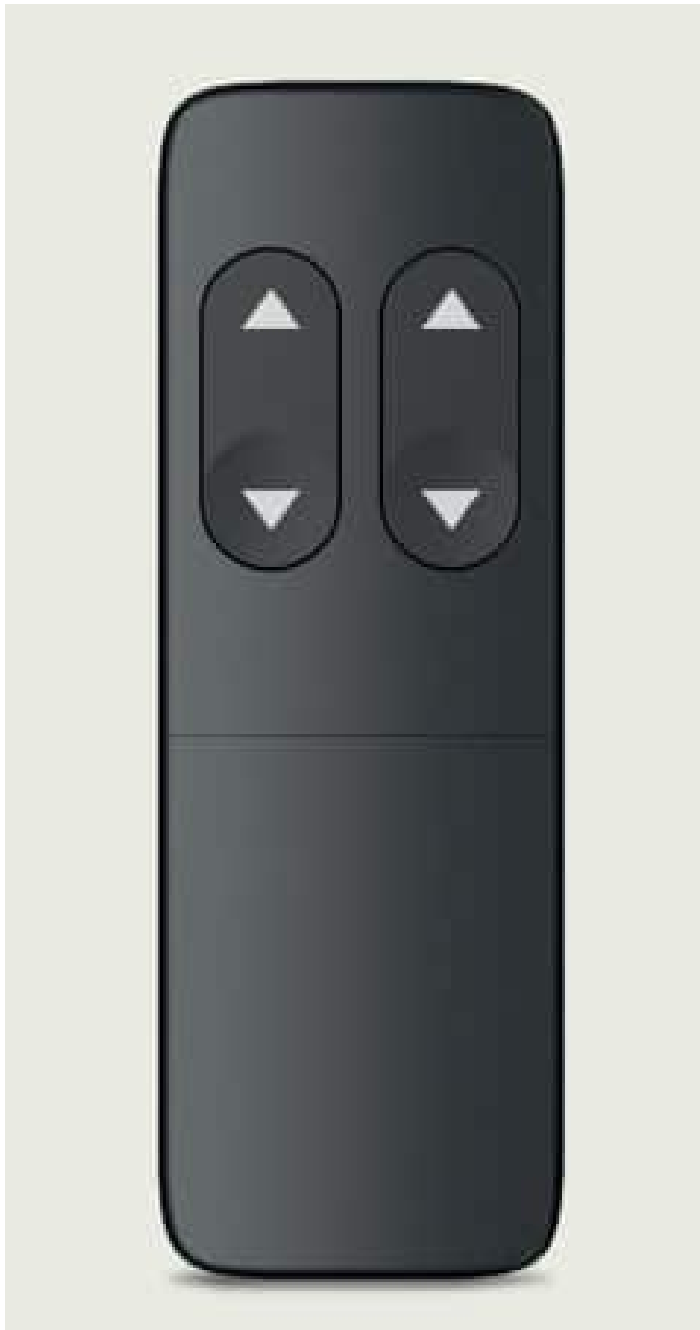
Swivel wheel with directional brake and total brake.
Build height 158mm. Diameter of axle pin Ø32.
Length 50mm.
Width of wheel track 32mm. Soft wheel tread in
slate gray (ral 7015). Load at 4km/h 150kg and
450kg at static load. EN12531 - Hospital bed castors.
NOTE: with directional brake,...

| | |
|------------|------------------|
| Weight | 1 kg |
| Dimensions | 20 × 6,5 × 20 mm |

[Læs blø](#)

SKU: 00030904

Price: from 536,00 kr.



CONTROL BP 10TV LINAK BLUETOOTH W/2 REFERENCES

Convertible with CBD6S control box and DL IC. Uses CR2032 batteries.

Note there are 2 types: BP11 TV with 1 reference and BP12 TV with 2 references. Remember Bluetooth dongle BLE2LIN002

Weight 0,3 kg
Dimensions 12 × 4,1 × 1,2 mm

[Læs bløf](#)

SKU: BP12BL3000

Price: from 140,00 kr.



CLIP HOLDER FOR PAPER - FOR WHITEBOARD


- Document clamp for mounting on tool board with
Ø9 holes - center distance 38 mm

Weight 0,3 kg
Dimensions 35 × 60 × 100 mm

[Læs bløf](#)

SKU: 0202000055

Price: from 64,00 kr.



BATTERY CABLE 200 MM 2 POLE CONNECTOR LINAK

Weight 0,7 kg
Dimensions 20 × 20 × 2 mm

[Læs bløf](#)

SKU: CAB0705894-200.

Price: from 32,00 kr.



FOLDER HOLDER - 320X145X250 MM GRAY R7004

Shelf for mounting on back columns. Movable when mounted on back pillars.

[Læs blot](#)

SKU: 0202000046

Price: from 347,20 kr.



PICKING BOX 300X115X100 (DXWXH) BLUE

Stackable modular box that can also be hung on cross profile

Width 115 mm

Depth 300 mm

Height 100 mm

Available in blue, gray and red


Weight 0,2 kg

Dimensions 300 × 115 × 100 mm

[Læs blot](#)

SKU: 0202000019

Price: from 50,40 kr.



CONTROL FOR LINAK 1 REF. W/MEMORY

Control panel with push buttons for up/down. It is possible to save positions

[Læs bløf](#)

SKU: DPF1M00-010006

Price: from 4,00 kr.



LA31 450MM 12V LINAK ACTUATOR LEG

1.500N. Stroke length 450mm. It is convertible with control box CBD4, CBD5 and CBD6

Weight

3 kg

Dimensions

13 × 50 × 15 mm

[Læs bløf](#)

SKU: 313290-01

Price: from 910,00 kr.



LINAK LITHIUM BATTERY 2.85 AH 25.3-25.7V DC

Commodity code: 85076000 Battery (Li-ion) COO: DNK

The battery can be stacked and connected in series. Light gray (Ral 7035). Sealing class IPX 6. Commodity code: 85076000 Battery (Li-ion) COO: DNK. Fits CO71 control box.

Weight 1 kg
Dimensions 26 × 13 × 5 mm

[Læs blø](#)

SKU: BA221W111111

Price: from 1.550,00 kr.



PEN HOLDER - SET

- 3 round holders for pens and similar
- 1 Ø37 tube
- 2 Ø25 tubes
- Height 75 mm

[Læs blø](#)

SKU: 0202000052

Price: from 35,00 kr.



PICKING BOX 300X230X150 (DXWXH) GRAY

Stackable modular box that can also be hung on cross profile

Width 230 mm

Depth 300 mm

Height 150 mm


Available in blue, gray and red

Weight 0,2 kg
Dimensions 300 × 230 × 150 mm

[Læs bløf](#)

SKU: 0202000014

Price: from 78,00 kr.



BATTERY CABLE 200 PLUG WITH 2-PIN CONNECTOR LINA

Weight 0,7 kg
Dimensions 20 × 20 × 2 mm

[Læs bløf](#)

SKU: CAB0705894

Price: from 32,00 kr.



LA31 300MM 12V LINAK ACTUATOR

2.500N. Stroke length 300mm. It is convertible with control box CBD4, CBD5 and CBD6

Weight 3 kg
Dimensions 13 × 50 × 15 mm

[Læs blot](#)

SKU: 31720H-1130050S.

Price: from 916,00 kr.



MOTOR CABLE 0.2M LINAK

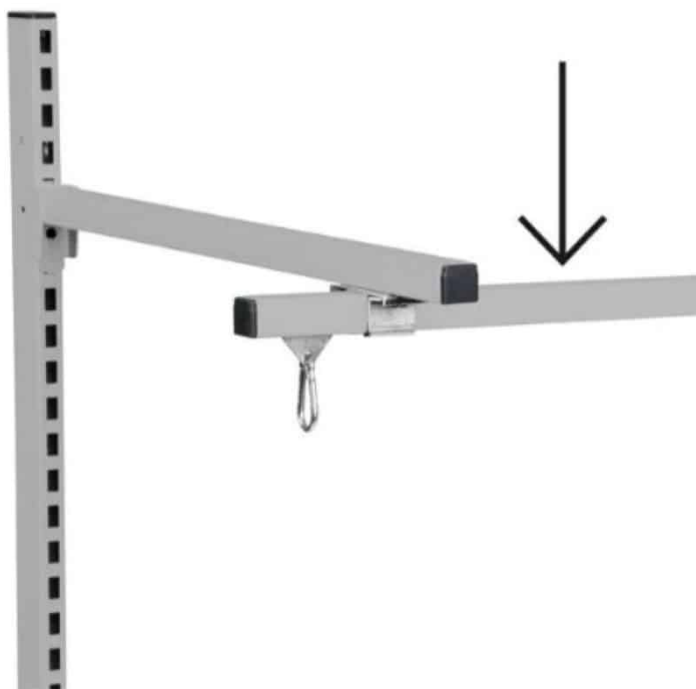
Connection cable between motor and control box.
Max 1000v. Commoditycode 85444290

Weight 0,3 kg
Dimensions 20 × 20 × 2 mm

[Læs blot](#)

SKU: CAB0617102-0200

Price: from 30,00 kr.



C-PROFILE RAIL SUSPENSION RAIL 1990 MM R7004

Rail profile for mounting above workbench. For mounting trolleys, lights etc.

Dimensions 1990 × 30 × 30 mm

[Læs bløf](#)

SKU: 0202000045

Price: from 257,60 kr.



HINGE LOCK - TONGUE 45X16X8 MM

- Locking hasp for mounting on the inside of enclosures

- 45 mm long. 19 mm wide. 8 mm thick

Weight 0,2 kg

Dimensions 8 × 45 × 19 mm

[Læs bløf](#)

SKU: 2001000075

Price: from 13,30 kr.



WHEEL Ø100 W/BRAKE AND MOUNTING PLATE

Swivel with total brake. Wheel track width 36mm. Build height 132mm. Made of polyurethane shore A 98. Max load 225kg (dynamic)

Weight 1,1 kg
Dimensions 10 × 10 × 13,2 mm

[Læs bløð](#)

SKU: 5810665433GS

Price: from 149,50 kr.



LA31 400MM 12V LINAK ACTUATOR VIP

3.500N. Stroke length 400mm. It is convertible with control box CBD4, CBD5 and CBD6

Weight 3 kg
Dimensions 13 × 50 × 15 mm

[Læs bløð](#)

SKU: 311782-00

Price: from 910,00 kr.



TENT WHEELS Ø200 W/BRAKES 3477ITP200P63

Swivel wheel with total brake. Build height 240mm and wheel track with molded polyurethane. Aluminum rim. Width of wheel track 50mm. Load at 4km/h 350kg and 700kg at static load.

Weight 3,22 kg
Dimensions 20 × 9,6 × 24 mm

[Læs bløf](#)

SKU: 00032643

Price: from 596,00 kr.



RUBBER STOPPER - Ø22X7 - BLACK

- Black rubber plug for Ø22 holes
- Outer diameter Ø28
- Height 7 mm

Weight 0,02 kg
Dimensions 7 × 28 × 28 mm

[Læs bløf](#)

SKU: 2001000078

Price: from 6,66 kr.



TENT Ø82 NOVATECH ETP 082X76-Ø20 HL83 WHEELS

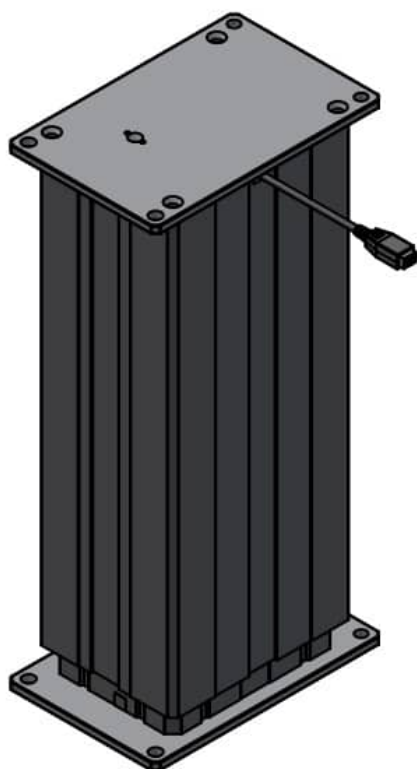
- Wheels with bearings and PP molded tread.
- Bearing for Ø20 axle. Wheel diameter Ø82.
- Static load 1,400kg. Load at 4km/h 700kg.
- Hub width 83 mm. Standard according to EN12532

Weight 1,14 kg
Dimensions 82 × 83 × 82 mm

[Læs bløf](#)

SKU: 00839799

Price: from 312,00 kr.



DL20370-00 LINAK ACTUATOR DL27XCA00350505

DL2 column for reverse mounting. Programmable upside down actuator. 350mm stroke. Built-in dimensions of 505mm. 2,500N


Weight 10 kg
Dimensions 16 × 25 × 51 mm

[Læs bløf](#)

SKU: DL20370-00

Price: from 3.350,00 kr.

STACKABLE REVERSIBLE BOX 60X40X32CM



Gray transport box approved for food products. When the box is turned over, the boxes only take up half the space when stacked.


Weight 2,5 kg
Dimensions 40 × 60 × 32 mm

[Læs blot](#)

SKU: S110238

Price: from 244,00 kr.

STEEL SHELF GRAY R7004 670X210 MM WITH END PLATES



Fits rear column system with cc distance 670 mm
Plate width 645 x 210 mm. Max capacity is 50 kg.
Supplied with 2 brackets for mounting on rear columns.

The shelf can be mounted obliquely or horizontally and is reversible according to whether a front or rear edge is required

Dimensions 210 × 645 × 20 mm

[Læs blot](#)

SKU: 0202000043

Price: from 224,00 kr.



MOTOR CABLE 1.55M LINAK

Connection cable between motor and control box.
Max 1000v. Commoditycode 85444290

Weight 0,3 kg
Dimensions 20 × 20 × 2 mm

[Læs blot](#)

SKU: CAB0617102-1550

Price: from 50,00 kr.

PLUG Ø36XM16-25 STEEL 235 OVERSIZE

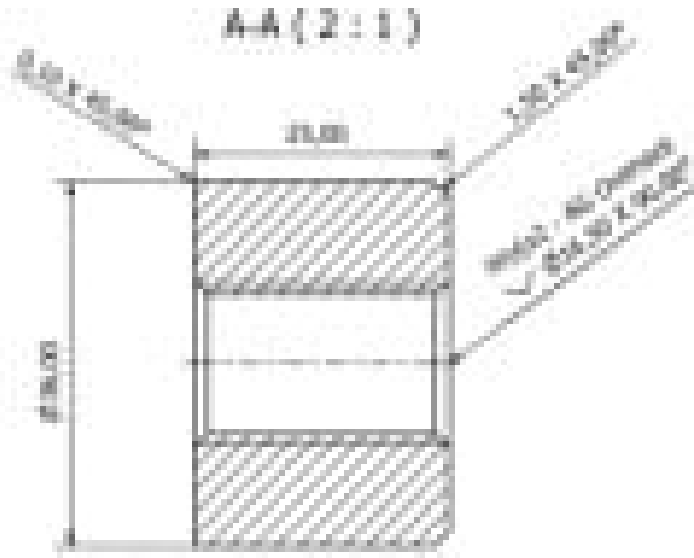
Bushing Ø36 outside with 16mm thread inside.
Note that this welding plug has an oversized thread,
which is used when galvanizing finished items etc.

Weight 0,25 kg
Dimensions 25 × 36 × 36 mm

[Læs blot](#)

SKU: B100000-Ø36xM16-25 st_6G

Price: from 74,50 kr.





TENTE WHEELS Ø200 W/BRAKES 3470ITP200P63

Swivel wheel without brake. Build height 240mm and wheel track with molded polyurethane. Aluminum rim. Width of wheel track 50mm. Load at 4km/h 350kg and 700kg at static load.

Weight 3,22 kg
Dimensions 20 × 9,6 × 24 mm

[Læs bløf](#)

SKU: 00029281

Price: from 518,00 kr.



LINAK BLUETOOTH DONGLE

For mounting on control box if bluetooth remote control is required. Fits wire lock remote control type BP 10 TV.

[Læs bløf](#)

SKU: BLE2LIN002

Price: from 112,00 kr.



TENT WHEELS Ø100 UER 100X34-Ø12 - LOOSE

- Loose wheel from Tente Ø100 - Elastech.
- Soft wheel track 63 Shore A.
- Wheel track width 34 mm. Hub width 44.4 mm.
- Max 160 kg at 4 km/h. Static 320 kg.
- For Ø12 axle bolt - option for Ø8 bushing.

[Læs bløf](#)

SKU: 00030961

Price: from 68,00 kr.



KEYBOARD HOLDER WITH ARM - FOR BACK COLUMN

Keyboard plate mounted on swivel arm. With mouse pad that can be mounted on either the left or right side.

[Læs bløf](#)

SKU: 0202000011

Price: from 1.831,20 kr.



MOTOR CABLE 0.5M LINAK


Connection cable between motor and control box.
Max 1000v. Commoditycode 85444290

Weight 0,3 kg
Dimensions 20 × 20 × 2 mm

[Læs bløf](#)

SKU: CAB0617102-0500

Price: from 32,00 kr.




LOOSE WHEEL Ø100 BLUE TPU

Weight 0,3 kg
Dimensions 10 × 5 × 10 mm

[Læs bløf](#)

SKU: 3710036084DS

Price: from 63,00 kr.



MONITOR HOLDER WITH ARM - FOR BACK COLUMN


- Flexible arm for mounting on rear column
- Possibility to mount screen or similar
- Hole spacing 100x100 & 75x75 mm
- Arm length 570 mm-
- Possibility to tilt screen

Weight 5 kg
Dimensions 70 × 360 × 110 mm

[Læs bløf](#)

SKU: 0202000076

Price: from 1.120,00 kr.




CONTROL FOR LINAK UP/DOWN 2 REF. U/MEMORY

Weight 0,2 kg

[Læs bløf](#)

SKU: DPF2K00-010006

Price: from 170,00 kr.



ALUMINUM RAIL GUIDE FOR RAISE/LOWER - LEFT

Weight 7 kg

[Læs bløf](#)

SKU: 2001000077

Price: from 2.300,00 kr.



TENT WHEELS Ø200 FIXED 3478UFP200P63

- Alpa wheel Ø200 mounted on mounting plate.
- Fixed wheel without brakes - gray
- Soft wheel tread of 63 Shore A.
- Suitable for trolleys in industry, catering and cleaning where no spillage is allowed.
- Center hole spacing 80x105 mm.
- Wheel track width 46 mm.
- Installation height 240...

Weight 2,32 kg
Dimensions 137 × 115 × 240 mm

[Læs bløf](#)

SKU: 990000854

Price: from 294,00 kr.

LINAK ACCESSORIES



CONTROL FOR LINAK UP/DOWN DPF1K00

Push-button control with up/down function
(remember the mounting plate to mount it with)

Weight 0,1 kg
Dimensions 5 × 4 × 2 mm

[Læs bløf](#)

SKU: DPF1K00-010006

Price: from 120,00 kr.



CONTROL FOR LINAK UP/DOWN WATERPROOF TP1

Push-button operation with up/down function.
Waterproof to IP 66. With 2.5m cable and network
connector. Suitable for control boxes type
CBD3/4/5/6

Weight 0,1 kg
Dimensions 4 × 9 × 6 mm

[Læs bløf](#)

SKU: TP010002DK-00

Price: from 1.053,00 kr.

LINAK ACTUATOR DL12 COLUMN

Installation dimensions 545mm. Stroke length 660mm. Black. It can be used, but it is also possible to use up to 4 lifting columns in parallel.

Dimensions $6 \times 10 \times 54,5$ mm

[Læs bløf](#)

SKU: DL12000B0E660518

Price: from 1.848,00 kr.



DL20184 LINAK ACTUATOR DL2XXCA00500655

Programmable upside down actuator. 500mm stroke length. Installation dimensions of 650mm.

Weight 10 kg
Dimensions $30 \times 30 \times 80$ mm

[Læs bløf](#)

SKU: DL20184

Price: from 3.402,00 kr.





LA31 300MM 12V LINAK ACTUATOR

2.500N. Stroke length 300mm. It is convertible with control box CBD4, CBD5 and CBD6

Weight 3 kg
Dimensions 13 × 50 × 15 mm

[Læs blot](#)

SKU: 31720H-1130050S.

Price: from 916,00 kr.



LA31 400MM 12V LINAK ACTUATOR VIP

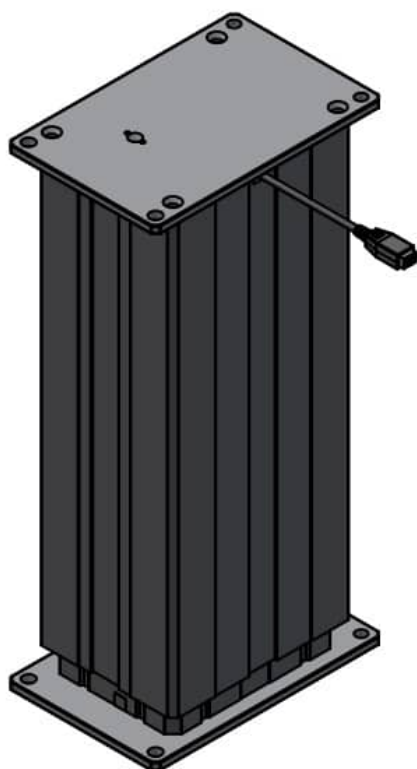
3.500N. Stroke length 400mm. It is convertible with control box CBD4, CBD5 and CBD6

Weight 3 kg
Dimensions 13 × 50 × 15 mm

[Læs blot](#)

SKU: 311782-00

Price: from 910,00 kr.



DL20370-00 LINAK ACTUATOR DL27XCA00350505

DL2 column for reverse mounting. Programmable upside down actuator. 350mm stroke. Built-in dimensions of 505mm. 2,500N

Weight 10 kg
Dimensions 16 × 25 × 51 mm

[Læs blot](#)

SKU: DL20370-00

Price: from 3.350,00 kr.



LINAK BLUETOOTH DONGLE

For mounting on control box if bluetooth remote control is required. Fits wire lock remote control type BP 10 TV.

[Læs blot](#)

SKU: BLE2LIN002

Price: from 112,00 kr.



LINAK LITHIUM BATTERY 2.15AH/52WH 24V DC

-Linak battery

Weight 0,6 kg
Dimensions 26 × 13 × 5 mm

[Læs blot](#)

SKU: BA001.

Price: from 1.190,00 kr.



DEVICE C13 PLUG W/ 2 M CORD 230V POWER CABLE LINAK


Connection cable from power outlet to control box (type CBD6) or other device.

Weight 0,7 kg
Dimensions 20 × 20 × 2 mm

[Læs blot](#)

SKU: CAB0015869

Price: from 40,00 kr.



CONTROL FOR LINAK 1 REF. W/MEMORY

Control panel with push buttons for up/down. It is possible to save positions

[Læs bløf](#)

SKU: DPF1M00-010006

Price: from 4,00 kr.



NETWORK CABLE 0.3M 8 POLE RJ45 LINAK

Network cable 30 cm. E.g. for interconnecting control boxes. Commoditycode 85444290

| | |
|------------|----------------|
| Weight | 0,2 kg |
| Dimensions | 20 × 20 × 2 mm |

[Læs bløf](#)

SKU: CAB0705835

Price: from 26,00 kr.



MOTOR CABLE 1.55M LINAK

Connection cable between motor and control box.
Max 1000v. Commoditycode 85444290

Weight 0,3 kg
Dimensions 20 × 20 × 2 mm

[Læs bløf](#)

SKU: CAB0617102-1550

Price: from 50,00 kr.



MOTOR CABLE 0.5M LINAK

Connection cable between motor and control box.
Max 1000v. Commoditycode 85444290

Weight 0,3 kg
Dimensions 20 × 20 × 2 mm

[Læs bløf](#)

SKU: CAB0617102-0500

Price: from 32,00 kr.



LINAK LITHIUM BATTERY 2.85 AH 25.3-25.7V DC

Commodity code: 85076000 Battery (Li-ion) COO: DNK

The battery can be stacked and connected in series. Light gray (Ral 7035). Sealing class IPX 6. Commodity code: 85076000 Battery (Li-ion) COO: DNK. Fits CO71 control box.

Weight 1 kg
Dimensions 26 × 13 × 5 mm

[Læs blot](#)

SKU: BA221W111111

Price: from 1.550,00 kr.



CONTROL BOX LINAK CBD6S 2 CHANNELS 200W

Electronic control box. The control box is programmable.

Weight 2 kg
Dimensions 8 × 35 × 10 mm

[Læs blot](#)

SKU: CBD6SP00020A-009

Price: from 650,00 kr.



MOTOR CABLE 0.2M LINAK


Connection cable between motor and control box.
Max 1000v. Commoditycode 85444290

Weight 0,3 kg
Dimensions 20 × 20 × 2 mm

[Læs blot](#)

SKU: CAB0617102-0200

Price: from 30,00 kr.



ALUMINUM RAIL GUIDE FOR RAISE/LOWER - LEFT

Weight 7 kg

[Læs blot](#)

SKU: 2001000077

Price: from 2.300,00 kr.



MOTOR CABLE 1.0M LINAK

Connection cable between motor and control box.
Max 1000v. Commoditycode 85444290

Weight 0,3 kg
Dimensions 20 × 20 × 2 mm

[Læs blot](#)

SKU: CAB0617102-1000

Price: from 34,00 kr.



LA31 250MM 12V LINAK ACTUATOR

2.500N. Stroke length 250mm. It is convertible with control box CBD4, CBD5 and CBD6

Weight 3 kg
Dimensions 13 × 50 × 15 mm

[Læs blot](#)

SKU: J21182

Price: from 2.259,95 kr.



LA31 450MM 12V LINAK ACTUATOR LEG

1.500N. Stroke length 450mm. It is convertible with control box CBD4, CBD5 and CBD6

Weight 3 kg
Dimensions 13 × 50 × 15 mm

[Læs blot](#)

SKU: 313290-01

Price: from 910,00 kr.

TENTE WHEELS



Ø150 - SWIVEL PNP (SOFT WHEEL) - TENTE 2477

- Center mounted wheel Ø11 w/brakes
- Soft wheel track 75 shore A
- Max 75 kg at 3/kmt
- Build height 185 mm

Dimensions 150 × 150 × 185 mm

[Læs bløf](#)

SKU: 9099300015

Price: from 300,00 kr.



Ø150 - SWIVEL PNP W/BRAKES (SOFT WHEELS) - TENTE 2470

- Center mounted wheel Ø11
- Soft wheel track 75 shore A
- Max 75 kg at 3/kmt
- Build height 185 mm

Weight 1 kg
Dimensions 150 × 150 × 185 mm

[Læs bløf](#)

SKU: 9099300018

Price: from 340,00 kr.



TENT WHEELS Ø160 W/BRAKES 3477UFP160P63

Alpa wheel Ø160 mounted on mounting plate.
Swivel wheel with total brake and wire cap.
Soft wheel tread of 63 Shore A.
Suitable for trolleys in industry, catering and cleaning where no spillage is allowed.
Silver gray wheels (Ral 7001).
Center hole spacing 80x105 mm.
Wheel track width 46...

Weight 2,6 kg
Dimensions 13,7 × 10,5 × 20 mm

[Læs bløf](#)

SKU: 00005505

Price: from 374,00 kr.



TENTE WHEELS Ø50 W/BRAKE 2475PI050P30-11 CENTER MOUNTED

- Swivel appliance wheel with brake.
- Center mount with Ø11 hole.
- Max load at 3 km/h 40kg. Max load static 80kg.
Build height 69mm
- test - written Rackbeat after changing the text in woocommerce

Weight 0,2 kg
Dimensions 70 × 50 × 70 mm

[Læs bløf](#)

SKU: 00003896

Price: from 44,86 kr.



TENT WHEELS Ø100 UER 100X34-Ø12 - LOOSE

- Loose wheel from Tente Ø100 - Elastech.
- Soft wheel track 63 Shore A.
- Wheel track width 34 mm. Hub width 44.4 mm.
- Max 160 kg at 4 km/h. Static 320 kg.
- For Ø12 axle bolt - option for Ø8 bushing.

[Læs blø](#)

SKU: 00030961

Price: from 68,00 kr.



TENT WHEELS Ø200 FIXED 3478UFP200P63

- Alpa wheel Ø200 mounted on mounting plate.
- Fixed wheel without brakes - gray
- Soft wheel tread of 63 Shore A.
- Suitable for trolleys in industry, catering and cleaning where no spillage is allowed.
- Center hole spacing 80x105 mm.
- Wheel track width 46 mm.
- Installation height 240...

Weight 2,32 kg
Dimensions 137 × 115 × 240 mm

[Læs blø](#)

SKU: 990000854

Price: from 294,00 kr.



TENTE WHEELS Ø200 W/BRAKES 3470UFP200P63

- Alpa wheel Ø200 mounted on mounting plate
- Swivel wheel without brake.
- Soft wheel tread of 63 Shore A.
- Suitable for trolleys in industry, catering and cleaning where no spillage is allowed.
- Silver gray wheels (Ral 7001).
- Center hole spacing 80x105 mm.
- Wheel track width 46 mm....

Weight 2,71 kg
Dimensions 137 × 105 × 240 mm

[Læs blø](#)

SKU: 990005972

Price: from 350,00 kr.



TENT WHEELS Ø160 W/BRAKES 3470UFP160P63

- Alpa castors Ø160 mounted on mounting plate - with wire cap.
- Swivel wheel without brake.
- Soft wheel tread of 63 Shore A.
- Suitable for trolleys in industry, catering and cleaning where no spillage is allowed.
- Silver gray wheels (Ral 7001).
- Center hole spacing 80x105 mm.
- Wheel track width 46...


Weight 2,24 kg
Dimensions 13,7 × 10,5 × 20 mm

[Læs blø](#)

SKU: 00005604

Price: from 310,00 kr.

ACCESSORIES FOR HEIGHT ADJUSTABLE TABLE



TOOL BOARD 480X670 MM R7024

Weight 1,2 kg
Dimensions 20 × 640 × 480 mm

[Læs bløf](#)

SKU: 0202000002

Price: from 295,00 kr.



PICKING BOX 250X148X130 (DXWXH) GRAY

Stackable modular box that can also be hung on cross profile

Width 148 mm

Depth 250 mm

Height 130 mm


Available in blue, gray and red

Weight 0,2 kg
Dimensions 250 × 148 × 130 mm

[Læs bløf](#)

SKU: 0202000013

Price: from 38,00 kr.




SUSPENSION RAIL 900 MM R7004

Dimensions 20 × 900 × 80 mm

[Læs blot](#)

SKU: 0202000007

Price: from 103,00 kr.



STEEL SHELF GRAY R7004 900X210 MM WITH END PLATES

Fits rear column system with cc distance 670 mm
Plate width 645 x 210 mm. Max capacity is 50 kg.
Supplied with 2 brackets for mounting on rear
columns.

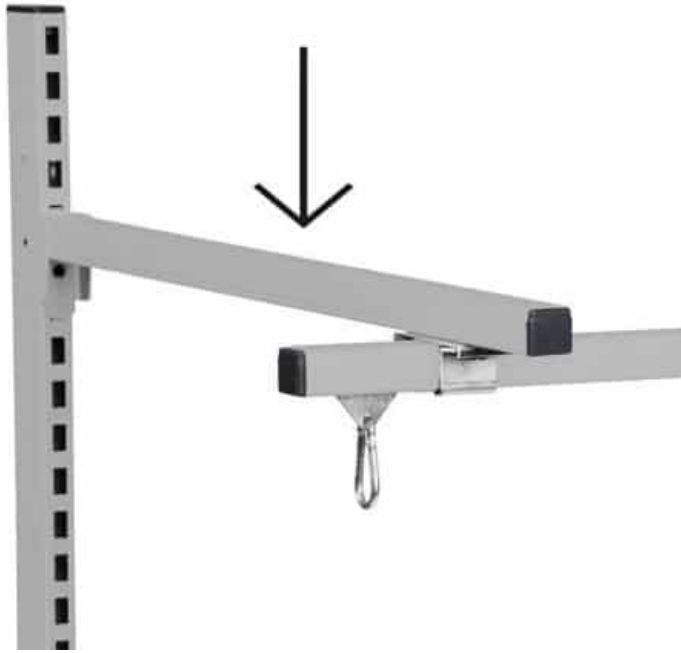
The shelf can be mounted obliquely or horizontally
and is reversible according to whether a front or
rear edge is required

Dimensions 210 × 90 × 20 mm

[Læs blot](#)

SKU: 0202000044

Price: from 274,40 kr.



SUSPENSION ARM 700 MM R7004

Dimensions 700 × 30 × 30 mm

[Læs bløf](#)

SKU: 0202000009

Price: from 106,00 kr.



KEYBOARD AND MONITOR HOLDER WITH ARM - FOR BACK COLUMN

Flexible arm for mounting on back column.
Possibility to mount monitor and place keyboard.
Plate for mouse included.
Max load 15 kg
Arm length 570 mm


Weight 5 kg

[Læs bløf](#)

SKU: 0202000012

Price: from 1.920,80 kr.

TOOL BOARD HOOK SET 24 PIECES



Fits perforated sheet with 9x9 mm holes cc 38 mm.

The kit includes the following

5 pcs Single suspension hook Ø5 x 38 mm

2 pcs Single suspension hook Ø6 x 200 mm

6 pcs Double suspension hook Ø5, 38 x 11 mm

2 pcs Double suspension hook Ø5, 64 x 11 mm

2 pcs Hanger hook Ø5, 44 x 23 mm

3 pcs...

[Læs blø](#)

SKU: 0202000010

Price: from 470,40 kr.



BALANCE BLOCK FOR C- PROFILE 0.6-1.5 KG

Balance block with carabiner.

For mounting in C-profile above workbench.

It comes with 2 meters of line.


Weight 0,2 kg

Dimensions 6 x 2,2 x 2,2 mm

[Læs blø](#)

SKU: 0202000047

Price: from 492,80 kr.



MOUNTING BRACKET - SUSPENSION ARM FOR C- PROFILE

Weight 0,2 kg
Dimensions 70 × 70 × 40 mm

[Læs bløf](#)

SKU: 2001000003

Price: from 49,00 kr.



CLIP HOLDER FOR PAPER - FOR WHITEBOARD

- Document clamp for mounting on tool board with
Ø9 holes - center distance 38 mm

Weight 0,3 kg
Dimensions 35 × 60 × 100 mm

[Læs bløf](#)

SKU: 0202000055

Price: from 64,00 kr.



FOLDER HOLDER - 320X145X250 MM GRAY R7004

Shelf for mounting on back columns. Movable when mounted on back pillars.

[Læs blot](#)

SKU: 0202000046

Price: from 347,20 kr.



PICKING BOX 300X115X100 (DXWXH) BLUE

Stackable modular box that can also be hung on cross profile

Width 115 mm

Depth 300 mm

Height 100 mm

Available in blue, gray and red

Weight 0,2 kg

Dimensions 300 × 115 × 100 mm

[Læs blot](#)

SKU: 0202000019

Price: from 50,40 kr.



PEN HOLDER - SET

- 3 round holders for pens and similar
- 1 Ø37 tube
- 2 Ø25 tubes
- Height 75 mm

[Læs blot](#)

SKU: 0202000052

Price: from 35,00 kr.



PICKING BOX 300X230X150 (DXWXH) GRAY

Stackable modular box that can also be hung on cross profile

Width 230 mm

Depth 300 mm

Height 150 mm

Available in blue, gray and red

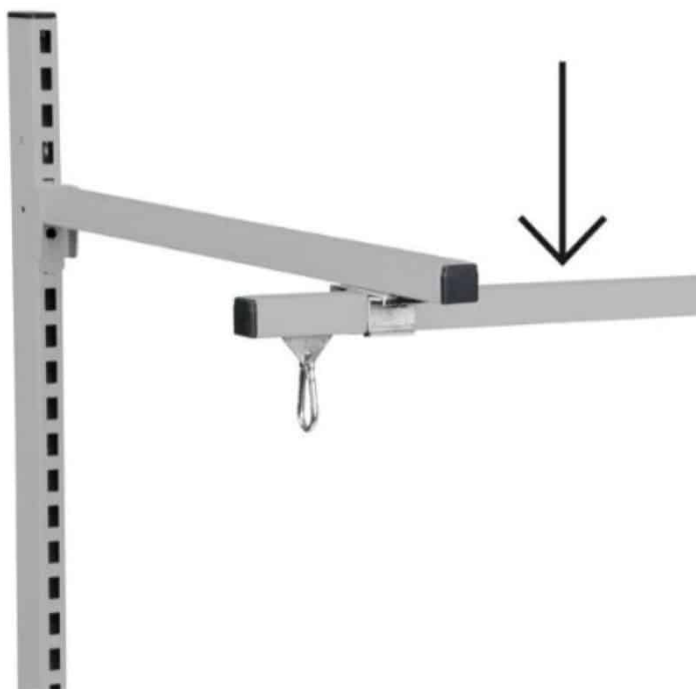
Weight 0,2 kg

Dimensions 300 × 230 × 150 mm

[Læs blot](#)

SKU: 0202000014

Price: from 78,00 kr.



C-PROFILE RAIL SUSPENSION RAIL 1990 MM R7004


Rail profile for mounting above workbench. For mounting trolleys, lights etc.

Dimensions 1990 × 30 × 30 mm

[Læs bløf](#)

SKU: 0202000045

Price: from 257,60 kr.



STEEL SHELF GRAY R7004 670X210 MM WITH END PLATES

Fits rear column system with cc distance 670 mm
Plate width 645 x 210 mm. Max capacity is 50 kg.
Supplied with 2 brackets for mounting on rear
columns.


The shelf can be mounted obliquely or horizontally
and is reversible according to whether a front or
rear edge is required

Dimensions 210 × 645 × 20 mm

[Læs bløf](#)

SKU: 0202000043

Price: from 224,00 kr.



MONITOR HOLDER WITH ARM - FOR BACK COLUMN

- Flexible arm for mounting on rear column
- Possibility to mount screen or similar
- Hole spacing 100x100 & 75x75 mm
- Arm length 570 mm-
- Possibility to tilt screen

Weight 5 kg
Dimensions 70 × 360 × 110 mm

[Læs bløð](#)

SKU: 0202000076

Price: from 1.120,00 kr.



KEYBOARD HOLDER WITH ARM - FOR BACK COLUMN

Keyboard plate mounted on swivel arm. With mouse pad that can be mounted on either the left or right side.

[Læs bløð](#)

SKU: 0202000011

Price: from 1.831,20 kr.



HINGE LOCK - TONGUE 45X16X8 MM

- Locking hasp for mounting on the inside of enclosures
- 45 mm long. 19 mm wide. 8 mm thick

Weight 0,2 kg
Dimensions 8 × 45 × 19 mm

[Læs bløð](#)

SKU: 2001000075

Price: from 13,30 kr.



RUBBER STOPPER - Ø22X7 - BLACK


- Black rubber plug for Ø22 holes
- Outer diameter Ø28
- Height 7 mm

Weight 0,02 kg
Dimensions 7 × 28 × 28 mm

[Læs bløð](#)

SKU: 2001000078

Price: from 6,66 kr.



SUSPENSION RAIL 670 MM R7004

Dimensions 20 × 670 × 80 mm

[Læs bløf](#)

SKU: 0202000008

Price: from 83,00 kr.



BACK BAR GRAY - 1446X25X50X2 MM R7004

- Profile tube 50x25 with holes for shelf supports.
- Note price is for 1 piece

Weight 2,4 kg
Dimensions 50 × 25 × 1460 mm

[Læs bløf](#)

SKU: 0202006003-1

Price: from 296,80 kr.



CAT FOR C-PROFILE 22MM - DOUBLE WHEEL


- Castors for over table rail
- For mounting in open C-profile 30x30
- With hook

Weight 0,2 kg
Dimensions 100 × 22 × 100 mm

[Læs bløf](#)

SKU: 2001000006

Price: from 165,80 kr.



STEEL SHELF 900X300 MM R7004

- Fits rear pillar system with cc distance 900 mm.
- Plate size 875 x 300 mm. Max capacity is 50 kg.
- Comes with 2 brackets for mounting on rear pillars.
- The shelf can be mounted obliquely or horizontally and is reversible according to whether you want a front or rear edge

Weight 2 kg
Dimensions 300 × 875 × 20 mm

[Læs bløf](#)

SKU: 0202000005

Price: from 290,00 kr.

CAT FOR C-PROFILE 22MM - SINGLE WHEEL

Weight 0,2 kg
Dimensions 6 × 2,2 × 2,2 mm

[Læs blot](#)

SKU: 2001000005

Price: from 135,00 kr.




STEEL SHELF 670X300 MM R7004


Dimensions 300 × 645 × 20 mm

[Læs blot](#)

SKU: 0202000004

Price: from 235,00 kr.





MOUNTING KIT M8 W/SPRING FOR REAR COLUMN

Bolt set for mounting rear columns on garden/lower table. For easier mounting of the vertical column to the horizontal rails under the table.


Contains 2 M8 bolts with spring, washer and threaded plate (nut). One set is needed per rear column

Weight 0,08 kg

[Læs blø](#)

SKU: 2001000004

Price: from 39,20 kr.



TOOL BOARD 480X900 MM R7024

Sono Art. no.: 634486

Weight 1,5 kg
Dimensions 870 × 480 × 20 mm

[Læs blø](#)

SKU: 0202000003

Price: from 375,00 kr.

STAINLESS STEEL



STAINLESS STEEL HEIGHT ADJUSTABLE TABLE ON CASTORS - 1500X600 MM - ERG-O-LET 312 - IPX6

| | |
|--------------------------------|---------------------|
| Sizes | 1500x600x700-1000mm |
| approx. weight | 75kg |
| Lifting capacity | 275kg |
| Wheels | Ø125 |
| Suitable for the food industry | ✓ |

[Læs blø](#)

SKU: 0101312002

Price: from 28.950,00 kr.



STAINLESS STEEL HEIGHT ADJUSTABLE TABLE - ERG- O-LET 310 - 1600X700 MM

| | |
|------------------|--|
| Sizes | 1600x700x720-1170mm |
| approx. weight | 130kg |
| Table top | 16mm PA plate with 3mm stainless steel plate |
| Shelf plate | 16mm PA plate with 3mm stainless steel plate |
| Lifting columns | 2pcs LA31 - 450 slg. |
| Lifting capacity | 400kg |
| Wheels | 4 TENTE 75 swivels 2 with brake, 2 without brake |

[Læs blø](#)

SKU: 0102003008

Price: from 37.850,00 kr.



STAINLESS STEEL WASTE RACK

Minimum order of 25 pieces.

Sizes 440x420x630-900mm
approx. weight
Wheels 4pcs Ø75 w/brakes

[Læs blot](#)

SKU: 1804099075

Price: from 1.950,00 kr.



STAINLESS EAR TAG TROLLEY - 1050X600X900MM

Compact and functional stainless steel ear tag cart - designed for sorting, ear tagging, transportation of components. The robust, hygienic construction ensures long life and easy cleaning in demanding environments.

Sizes 1050x600x900mm
approx. weight 55kg
Maximum Load 300kg
Wheels Ø160
Suitable for the food industry ✓

[Læs blot](#)

SKU: 086R13-A

Price: from 16.950,00 kr.



STAINLESS STEEL LIFTING TABLE - 500X600 MM

Compact lifting table - 500x600 mm with electric height adjustment. Ideal as a work table or "toilet table", with robust construction and precise height adjustment in production and assembly.

| | |
|------------------|------------------|
| Sizes | |
| approx. weight | 42kg |
| Lifting capacity | 200kg |
| Lifting columns | 1 DL2 - 500 pcs. |
| Wheels | Ø100 |

[Læs blø](#)

SKU: N/A



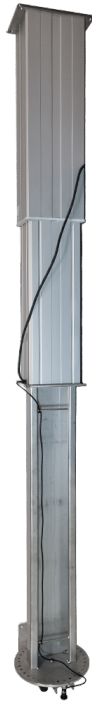
LIFTING PLATFORM - LIFT-O-LET 390 | ROBUST & ERGONOMIC

Efficient lifting platform with 200 kg capacity, adjustable height (120-480 mm) and mobile 55 kg construction. Optimizes ergonomics and workflow.

| | |
|------------------|--------------------|
| Sizes | 1200x800x120-480mm |
| approx. weight | 55kg |
| Lifting capacity | 200kg |

[Læs blø](#)

SKU: N/A



STAINLESS STEEL HEIGHT- ADJUSTABLE MONITOR HOLDER - CEILING MOUNTING

Sizes

1570 – 2070mm

Lifting capacity

100 kg

Operation

Bluetooth remote control

[Læs mere](#)

SKU: N/A




SPECIAL PRODUCTS

ROLLSTAND FLEX

[Læs bløf](#)

SKU: S110200-1



ERG-O-LIFT 300 - FLEX

- Size: 1180-1880x770 mm
- Table top: 15 mm birch plywood film/film
- Front edge: 30 mm above table top (for 15 mm table top)
- Length adjustable using lockable positioning bolts
- Intervals of 50 mm
- Start height: 850 mm
- Max height: 1350 mm
- Lift capacity: 200 kg.
- Lift columns: 2 pcs DL 2 - 500...

| | |
|-------------------------|-------------------------------|
| Sizes | 1180x1880x760mm |
| approx. weight | 50kg |
| Maximum Load | 200kg |
| Table top | 15 mm birch plywood film/film |
| Wheels | Ø100 |
| Maksimal vippekapacitet | 200 kg |
| Vip funktion | up to 80° |

[Læs bløf](#)

SKU: EOL300-FLEX



PICKING TROLLEY WITH HEIGHT ADJUSTMENT - 950X500X1300 MM

Ergonomic picking trolley with height adjustment - 950x500x1300 mm, suitable for efficient picking and logistics work. The trolley weighs 26 kg, has a maximum load of 75 kg and is equipped with TENTE wheels Ø100 for a stable and smooth ride.

| | |
|----------------|----------------|
| Sizes | 950x500x1300mm |
| approx. weight | 26kg |
| Maximum Load | 75kg |
| Tray | 300x400x200mm |
| Wheels | Ø100 |

[Læs blot](#)

SKU: 0309003003

Price: from 11.445,00 kr.




PACKING STATION - 500X500MM

Compact packing station - 500x500 mm with strong steel construction, 18 kg weight and load up to 50 kg. Height and rotation adjustable work surface with spring solution and TENTE wheels Ø75 - perfect for assembly, packing and logistics.

| | |
|---------------------|-----------|
| Sizes | 500x500mm |
| approx. weight | 18kg |
| Maximum Load | 50kg |
| Height adjustable | |
| Rotation Adjustable | |
| Wheels | Ø75 |

[Læs blot](#)

SKU: 308680035



UNWINDER FRAME

[Læs blot](#)

SKU: N/A



PANEL LIFT - 2100X1850MM - ERG-O-LIFT 300

Panel lift - 2100x1850 mm - Erg-O-Lift 300. Electric height-adjustable lifting solution designed for efficient and ergonomic handling of whiteboards and control panels. Robust construction with capacity for precise assembly.

| | |
|------------------|-------------|
| Sizes | 2100x1850mm |
| Lifting capacity | 350kg |
| Stroke length | 500mm |
| Wheels | Ø125 |

[Læs blot](#)

SKU: N/A



DOUBLE CABINET WITH HINGED DOORS

[Læs mere](#)

SKU: N/A



1-STEP STEPLADDER WITH HANGER HANDLE

1-step stepladder with hanger handle

Product specifications:

- Dimensions: Adapted for easy access and usability in professional environments.
- Shackle handle: Integrated design for extra support and safety during use.
- Robust construction: Designed to ensure reliable support for daily...

[Læs mere](#)

SKU: N/A



STAND FOR RETRACTOR

| | |
|----------------|----------------|
| Sizes | 800x800x1150mm |
| approx. weight | 52 kg |
| Maximum Load | 300kg |
| Wheels | Ø250 PVR |

[Læs blot](#)

SKU: 1804010001



STAIR MODULE / LADDER KIEFEL KMD

[Læs blot](#)

SKU: N/A



TOOL TROLLEY WITH LIFTING BENCH - 1000X750X975-1675MM

Raised tool trolley made of stainless steel with roller rails and plastic table top. Designed for demanding and hygiene-sensitive environments where precision, cleanability and flexibility are essential.

| | |
|------------------|-------------------------------------|
| Sizes | 1000x750x975-1675mm |
| approx. weight | 225kg |
| Lifting capacity | 1000kg |
| Wheels | Extra strong |
| Battery pack | with controls |
| Table top | 50 mm PE-HD sheet, with tool slots. |

| | |
|---------------------|---|
| Roller rails | |
| Electric propulsion | X |

[Læs bloß](#)

SKU: S110200-1-1



STAINLESS EAR TAG TROLLEY - 1050X600X900MM

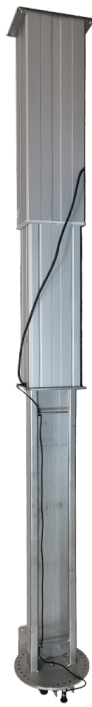
Compact and functional stainless steel ear tag cart - designed for sorting, ear tagging, transportation of components. The robust, hygienic construction ensures long life and easy cleaning in demanding environments.

| | |
|--------------------------------|----------------|
| Sizes | 1050x600x900mm |
| approx. weight | 55kg |
| Maximum Load | 300kg |
| Wheels | Ø160 |
| Suitable for the food industry | ✓ |

[Læs bloß](#)

SKU: 086R13-A

Price: from 16.950,00 kr.



STAINLESS STEEL HEIGHT- ADJUSTABLE MONITOR HOLDER - CEILING MOUNTING

Sizes

1570 – 2070mm

Lifting capacity

100 kg

Operation

Bluetooth remote control

[Læs mere](#)

SKU: N/A

ESD PRODUCTS

SIT-TO-STAND TABLE WITH TILT FUNCTION - ERG-O- LIFT 300 - MODEL 1



Height adjustable table with tilt function. Height 780-1280 mm, tilt up to 80°, lifting capacity 400 kg and weight 125 kg. 15 mm birch plywood (film/film) and Bluetooth operation. Ideal tilting table/assembly table in production.

| | |
|-------------------------|--|
| Sizes | 1600x800mm, 1800x800mm, 2000x800mm |
| approx. weight | 125kg |
| Lifting capacity | 400kg |
| Table top | 15 mm birch plywood film/film |
| Maksimal vippekapacitet | 200 kg. per tilt actuator |
| Vip funktion | up to 80° |
| Lifting columns | 2 DL2 – 500 slg (raise/lower), 2 LA31 – 400 slg. |
| Front edge | 50 mm above frame – bolted |
| Operation | Phase-mounted and handheld bluetooth operation |

[Læs bløf](#)

SKU: 0104300002

HEIGHT ADJUSTABLE TABLE - 1200X600MM - DUO-LET 3070



Height adjustable table - 1200x600 mm. Compact and ergonomic workbench with electric height adjustment. Solid steel construction with 2 DL6 lifting columns, 200 kg lifting capacity and weight 60 kg. Ideal as a workstation in assembly, workshop and production.

| | |
|------------------|----------------------|
| Sizes | 1200x600mm |
| approx. weight | 60kg |
| Lifting capacity | 200kg |
| Lifting columns | 2 pcs DL6 – 650 slg. |

[Læs bløf](#)

SKU: N/A



HEIGHT ADJUSTABLE TABLE WITH TILT FUNCTION - ERG- O-LET 312 - 1000X600MM

| | |
|-------------------------|----------------------------------|
| Sizes | 1000x600x935-1385mm |
| approx. weight | 55kg |
| Lifting capacity | 200kg |
| Table top | 15 mm birch plywood film/foil |
| Vip function | up to 80° |
| Front edge | 150 mm above the worktop |
| Maksimal vippekapaцитet | 200 kg. per tilt actuator |

[Læs bløß](#)

SKU: 0102312002



ERGONOMIC LIFT TABLE ERG-O-LIFT 300 SINGLE | ELECTRIC ASSEMBLY TABLE

Ergonomic lifting table with 300 kg capacity and electric height adjustment. Ideal for assembly and production. Get a quote for ERGO-Lift 300 Single!

| | |
|------------------|---|
| Sizes | 600/1200x600x800 mm |
| approx. weight | 70kg |
| Lifting capacity | 200kg |
| Table top | 16 mm MDF with grooved rubber mat glued on - 1 piece 600x600 mm, 2 pieces 600x300 mm |
| Foldable | pages |
| Battery pack | Included |
| Lifting columns | 1 DL2 - 500 pcs. |
| Wheels | Ø100 |

[Læs bløß](#)

SKU: 102300002



HEIGHT ADJUSTABLE TABLE WITH TILT FUNCTION - 2100X1000 MM - ERG-O- LIFT 300

This height adjustable table with tilt function in size 2100x1000 mm is a powerful, ergonomic workstation designed for heavy industrial processes, assembly, production and workshop tasks. The table is built to optimize the working environment and reduce physical strain - even when handling heavy...

| | |
|-------------------------|----------------------------------|
| Sizes | 2100x1000x700-1000mm |
| approx. weight | 150kg |
| Lifting capacity | 400kg |
| Table top | 15 mm birch plywood film/film |
| Vip function | 2 separate tilt functions |
| Maksimal vippekapacitet | 200 kg. per tilt actuator |

[Læs blot](#)

SKU: N/A



ERG-O-LIFT 300 - DUAL VIP

- Size: 2500x1000 mm
- Table top: 15 mm two-piece carriage base plate
- Lifter columns: 2 pcs DL2 - 500 slg.
- Tilt actuators: 4 pcs. LA31 - 400 slg.
- Lift capacity: 400 kg.
- Possibility to tilt both sides of the table parrally or separately
- Extension frame with rear column system -
- 3 rear...

| | |
|-------------------------|---|
| Sizes | 2500x1000mm |
| approx. weight | 180kg |
| Lifting capacity | 400kg |
| Table top | 15 mm birch plywood film/film |
| Lifting columns | 2 pcs DL2 - 500 slg. 4 pcs LA31 - 400 slg. |
| Maksimal vippekapacitet | 400 kg |

[Læs blot](#)

SKU: EOL300-DV



ERG-O-LIFT 300 - FLEX

- Size: 1180-1880x770 mm
- Table top: 15 mm birch plywood film/film
- Front edge: 30 mm above table top (for 15 mm table top)
- Length adjustable using lockable positioning bolts
- Intervals of 50 mm
- Start height: 850 mm
- Max height: 1350 mm
- Lift capacity: 200 kg.
- Lift columns: 2 pcs DL 2 - 500...

| | |
|-------------------------|-------------------------------|
| Sizes | 1180x1880x760mm |
| approx. weight | 50kg |
| Maximum Load | 200kg |
| Table top | 15 mm birch plywood film/film |
| Wheels | Ø100 |
| Maksimal vippekapacitet | 200 kg |
| Vip funktion | up to 80° |

[Læs bloß](#)

SKU: EOL300-FLEX

HEIGHT ADJUSTABLE TABLE WITH WHEELS - 2400X750 MM - ERG-O-LET 310



Height adjustable table with wheels - 2400x750 mm. Ergonomic workbench with electric height adjustment, heavy-duty steel construction and Ø100 wheels for flexible mobility. Prepared for sheet metal assembly, lifting capacity 400 kg and weight 80 kg. Ideal as a workstation in assembly and...

| | |
|----------------|-----------------------|
| Sizes | 2400x750mm |
| approx. weight | 80kg |
| Maximum Load | 400kg |
| Actuator | 2pcs LA 31 - 450 slg. |
| Prepared for | Sheet metal assembly |
| Wheels | Ø100 |

[Læs bloß](#)

SKU: N/A



LIFT TABLE WITH TILT - LIFT-O-LET 120 SPECIAL | ERGONOMICS & ADJUSTABLE DESIGN

Lift-O-Let 120 Special with tilt and lift function, 120 kg capacity. Optimize working height and ergonomics. Get a non-binding offer!

| | |
|------------------|----------------------------------|
| Sizes | 1200x800mm |
| approx. weight | 40kg |
| Lifting capacity | 120kg |
| Table top | 15 mm birch plywood film/film |

[Læs blot](#)

SKU: N/A



PACKING TABLE ON WHEELS - FLEXIBLE AND ROBUST WORK TABLE

Flexible packing table on wheels - robust work and assembly table for packing, logistics and production. Available in any RAL color and custom dimensions.

| | |
|----------------|----------------------------------|
| Sizes | 2000x750x700mm |
| approx. weight | 55kg |
| Table top | 15 mm birch plywood film/film |
| Wheels | Ø100 |

[Læs blot](#)

SKU: S110509



LIFTING TABLE - 1100X600 MM


Robust lifting table - 1100x600 mm with electric raise/lower function. With a weight of 25 kg and lifting capacity of 50 kg, with Ø75 wheels and 10 mm compact laminate tabletop - ideal for medical and industrial applications.

| | |
|------------------|-----------------------|
| Sizes | 1100x600mm |
| approx. weight | 25kg |
| Lifting capacity | 50kg |
| Battery pack | with controls |
| Table top | 10mm compact laminate |
| Wheels | Ø75 |

[Læs blot](#)

SKU: N/A

UNDEFINED-EN




30X30 PIPE LEG B44-3030 PLASTIC PLUG BLACK

[Læs blot](#)

SKU: S110344

Price: from 3,88 kr.



WIRE MESH Ø4 MESH C/C 50MM WELDED BLACK STEEL 1500X3000

Suitable for the bottom of textile trolleys and similar.

Available in 1500x3000mm

Please note order item

Weight 30 kg
Dimensions 300 × 150 × 1 mm

[Læs blot](#)

SKU: 4340501503

Price: from 1.500,00 kr.



30X30X2 SQUARE TUBE PRECISION STEEL TUBE

Welded Square Precision steel pipe EN 10305-3/5
E220, decapped

Weight 1,34 kg
Dimensions 100 × 3 × 3 mm

[Læs bløf](#)

SKU: 349645

Price: from 30,34 kr.

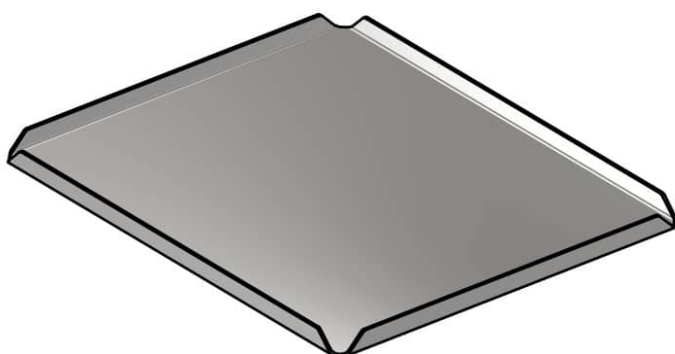


PLATE 3MM 555X465


Plate in 2mm steel. With curved edge of 20mm. For
tape liner stand

Weight 1 kg
Dimensions 46,5 × 55,5 × 2 mm

[Læs bløf](#)

SKU: 2090000066-2

Price: from 238,00 kr.



ROUND STEEL Ø8 STAINLESS COLD DRAWN GROUND

Stainless round steel EN 1.4301. Ground h9. Weight per meter 0.15kg.

Weight 0,15 kg
Dimensions 100 × 0,8 × 0,8 mm

[Læs bløf](#)

SKU: RFBR8

Price: from 16,58 kr.



HAND GRIP M8X30 ADJUSTABLE BLACK

Handle length 55mm.

Weight 0,04 kg
Dimensions 55 × 30 × 60 mm

[Læs bløf](#)

SKU: BKP055M

Price: from 55,40 kr.



30X30X3 SQUARE TUBE HOLLOW PROFILE COLD FORMED

Profile tube square. S235JRH EN 10219

Weight 2,36 kg
Dimensions 100 × 3 × 3 mm

[Læs bløf](#)

SKU: 349228

Price: from 37,20 kr.



TRANSPORT CAGE


Transport and storage cage for safe storage of gas cylinders

Weight 73,2 kg

[Læs bløf](#)

SKU: S110131

Price: from 4.985,00 kr.



DETAIL FOR PACKAGE STAND 5X20MM

Laser cut item for package stand - 3086800035 Flat steel with cut arc

Dimensions 49,5 × 2 × 0,5 mm

[Læs blot](#)

SKU: 3086800035-13

Price: from 27,00 kr.



PROFILE TUBE 25X25X1.5 STAINLESS BRUSHED


Stainless steel pipes EN 1.4301. Weight per meter 1.14kg

Weight 1,14 kg
Dimensions 100 × 2,5 × 2,5 mm

[Læs blot](#)

SKU: RIV42515

Price: from 149,88 kr.



50X30 1 PIPE LEG PLASTIC PLUG BLACK B46 DUPSKO

Dowel shoe for end closure of profile pipes with a wall thickness of 1.2-2mm. Head height 5mm.

Weight 0,02 kg
Dimensions 2,7 × 3 × 5 mm

[Læs blot](#)

SKU: B46-5030 1

Price: from 2,40 kr.



30X50X3 SQUARE TUBE HOLLOW PROFILE COLD FORMED


Rectangular profile tube. S235JRH EN 10219

Weight 3,3 kg
Dimensions 100 × 3 × 3 mm

[Læs blot](#)

SKU: 349232

Price: from 52,00 kr.



TEXTILE TROLLEY - LARGE MODEL

[Læs blot](#)

SKU: 050T1-V3

Price: from 2.235,00 kr.

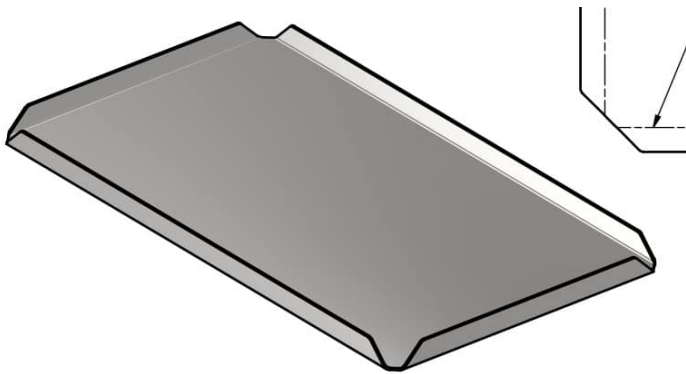


PLATE 2MM 555X325MM

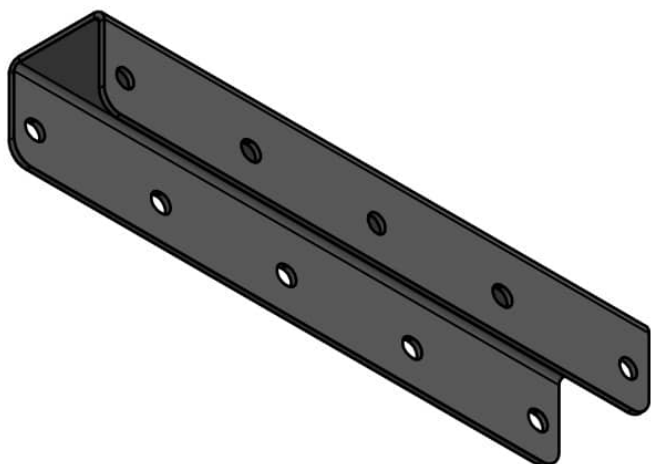
Plate in 2mm steel. With curved edge of 20mm. For tape liner stand

Weight 1 kg
Dimensions 32,5 × 55,5 × 2 mm

[Læs blot](#)

SKU: 2090000066-1

Price: from 154,00 kr.



CURVED U-PROFILE FOR ROLLSTAND

Curved profile for Rollstand 1150

Weight 0,35 kg
Dimensions 65 × 10 × 9,5 mm

[Læs blot](#)

SKU: 3086800030-17

Price: from 342,00 kr.



25X25X2 SQUARE TUBE STEEL PROFILE PIPE - EN10305-5


Steel pipes in 2mm material. Material S235JR.
Precision steel before electric welds

Weight 1,36 kg
Dimensions 100 × 2,5 × 2,5 mm

[Læs blot](#)

SKU: S110391_2

Price: from 20,70 kr.




30X30X1.5 SQUARE TUBE PRECISION STEEL TUBE

[Læs blot](#)

SKU: S110405

Price: from 23,12 kr.



PERFORATED SHEET 9X9MM HOLES 7% AIR


Perforated plate in black steel. Dimensions 1000x2000mm. Square holes of 9x9mm. Hole spacing cc 34mm. Air passage 7%. 1.5mm thickness.

Dimensions 200 × 100 × 0,15 mm

[Læs blot](#)

SKU: F812150300

Price: from 632,00 kr.



WASHER WITH HOLES Ø130X5MM

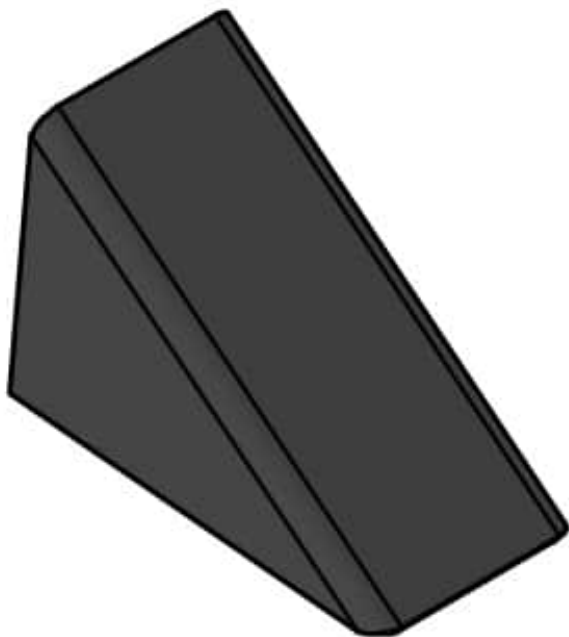
Laser cut item for package stand - 30868000035

Dimensions 13 × 13 × 0,5 mm

[Læs bløf](#)

SKU: 3086800035-14

Price: from 54,00 kr.



CURVED SUPPORT PLATE FOR ROLLSTAND


Curved support wedge for Rollstand 1150

Weight 0,4 kg
Dimensions 22,5 × 10 × 10 mm

[Læs bløf](#)

SKU: 3086800030-9

Price: from 78,00 kr.



30X20X1.5 SQUARE TUBE PRECISION STEEL TUBE

Weight 1,1 kg
Dimensions 100 × 2 × 3 mm

[Læs blot](#)

SKU: S110391_2_2

Price: from 16,08 kr.



30X30X2 SQUARE TUBE STEEL PROFILE TUBE

Precision steel pipe electric welded, square
EN10305-5 30x30x2.00 mm 6 m Typical analysis: SI
+ 2.5P max 0.09%. Item no. LEMU: JRKP302

Weight 1,75 kg
Dimensions 100 × 3 × 3 mm

[Læs blot](#)

SKU: S110405_2

Price: from 25,24 kr.



HOLDER FOR UP/DOWN OPERATION LINAK 90GR

Steel plate 90 degrees for mounting push-button controls with up/down function.

Weight 0,05 kg
Dimensions 5 × 4 × 2 mm

[Læs blø](#)

SKU: 914757

Price: from 10,00 kr.



MACHINE SHOE Ø55 BLACK 33-D55M10X30 1

Machine shoe with rubber base Ø55. M10 thread. 30mm long. Base height 21mm. Max 500kg.

Weight 0,16 kg
Dimensions 5 × 55,5 × 5,1 mm

[Læs blø](#)

SKU: 33-D55M10X30 1

Price: from 78,80 kr.




PLATE 20MM 600X110MM

Weight 1,2 kg
Dimensions 2 × 11 × 60 mm

[Læs blot](#)

SKU: 3086800030-7

Price: from 734,00 kr.



BIRCH PLYWOOD WIRE/FILM 2500X1250X15MM CARRIAGE BASE PLATE


Non-slip base plate. Plate dimensions
15x1250x2500mm. Full plate

Weight 25 kg
Dimensions 250 × 125 × 1,5 mm

[Læs blot](#)

SKU: 1004945

Price: from 1.550,30 kr.



30X20X1.5 SQUARE TUBE PRECISION STEEL TUBE

Rectangular steel tubes in 1.5mm material. Material S235JR. Precision steel before electric welded. Standard EN10305-5

Weight 1,1 kg
Dimensions 100 × 2 × 3 mm

[Læs blot](#)

SKU: JREP3215

Price: from 16,08 kr.



WORKTOP 3000X1200X18 W/ABS EDGE LIGHT GRAY

Table top in 18mm with laminate and ABS rubber light gray edge 2mm and MDF core. Color front and back 7927 S-2500

Weight 35 kg
Dimensions 120 × 300 × 1,8 mm

[Læs blot](#)

SKU: 3000x1200x18

Price: from 6.044,00 kr.

THREADED ROD M6X1000 STAINLESS A2



1 meter length. DIN 976-1. RF A2. Quality 70.

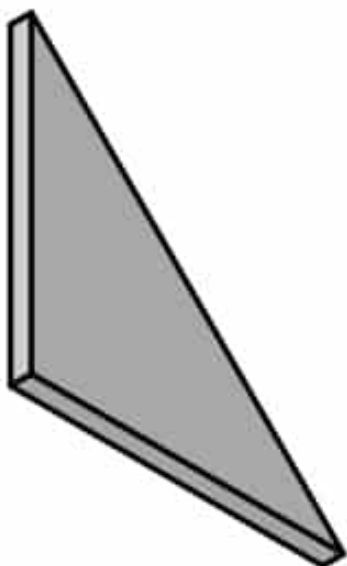
Dimensions 100 × 0,6 × 0,6 mm

[Læs bløf](#)

SKU: 2150806000

Price: from 18,12 kr.

PLATE 5MM 75X75MM SUPPORT



Inclined wedge for Rollstand 1150

Weight 0,4 kg

Dimensions 0,5 × 7,5 × 7,5 mm

[Læs bløf](#)

SKU: 3086800030-8

Price: from 24,50 kr.



HAND GRIP M8X30 BLACK


Black thumbscrew with thread. Diameter of handle 40mm.

Dimensions 17 × 40 × 40 mm

[Læs blot](#)

SKU: 83D40M 8x30/20 1

Price: from 5,00 kr.



80X6 FLAT STEEL S275JR


Flat steel in 6 meter length. Weight 3.77 kg per meter. Untreated.

Weight 1,41 kg
Dimensions 100 × 8 × 0,6 mm

[Læs blot](#)

SKU: 347959

Price: from 47,90 kr.



B100000 WORKTOP 1600X800X24 LIGHT GRAY

Worktop in light gray - 24mm. Laminated board with MDF or particleboard core. ABS rubber edge in light gray

Dimensions 80 × 160 × 1,6 mm

[Læs bløf](#)

SKU: B100000 bordplade

Price: from 2.778,00 kr.



POSITIONING BOLT WITHOUT STOP M12X1.5 THREAD

M12x1.5 thread. Black handle. Total height 61mm. Mandrel Ø6. Length of mandrel 6mm. Thread length 20mm.

Weight 0,15 kg
Dimensions 2 × 2 × 6,1 mm

[Læs bløf](#)

SKU: MT107850

Price: from 66,22 kr.

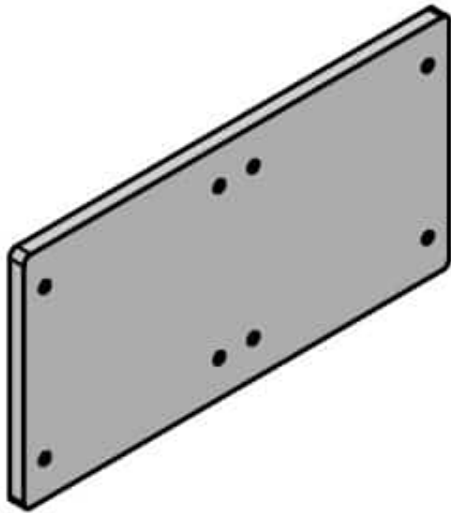


PLATE 20MM 600X310MM


Plate with 8 M12 holes for Rollstand 1150

Weight 1,5 kg
Dimensions 2 × 31 × 60 mm

[Læs bløf](#)

SKU: 3086800030-6

Price: from 1.340,00 kr.




SWIVEL HEAD M10X60 D10 B10

Weight 0,2 kg
Dimensions 6 × 2 × 2 mm

[Læs bløf](#)

SKU: 4,05925E+12

Price: from 58,06 kr.



50X30X2 SQUARE TUBE PRECISION STEEL TUBE

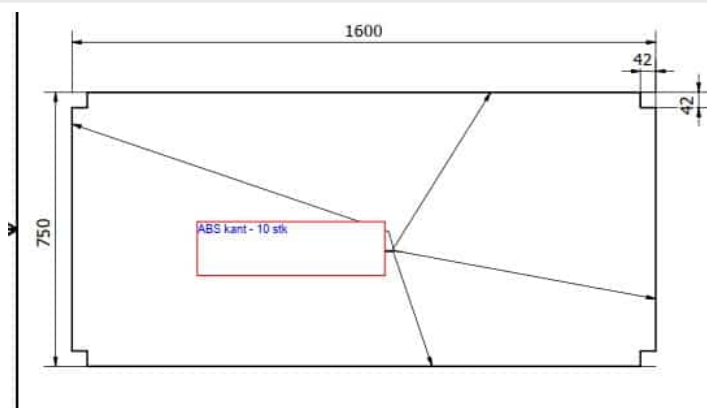
Rectangular steel tubes in 2mm material. Material S235JR. Precision steel before electric welded. Standard EN10305-5

Weight 2,38 kg
Dimensions 100 × 5 × 3 mm

[Læs bløð](#)

SKU: 349664

Price: from 43,18 kr.



B100000 BOTTOM SHELF 1600X750X18

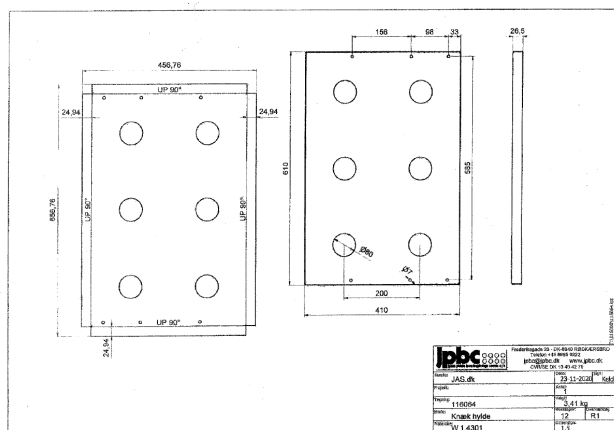
Shelf in light gray. Laminated board with MDF or chipboard core. ABS rubber edge - light gray

Dimensions 75 × 160 × 1,6 mm

[Læs bløð](#)

SKU: B100000-underhylde

Price: from 2.450,00 kr.



KNUCKLE SHELF STAINLESS STEEL 1.5MM LASER CUT

Laser cut according to drawing 2.

Dimensions $10 \times 5 \times 2,5$ mm

Color

[Læs blø](#)

SKU: 116064

Price: from 600,50 kr.

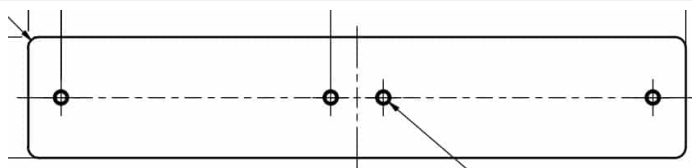


PLATE 20MM 600X110MM

Plate with 4 M12 holes for Rollstand 1150


Weight 1,2 kg

Dimensions $2 \times 11 \times 60$ mm

[Læs blø](#)

SKU: 3086800030-7A


Price: from 734,00 kr.



TEXTILE TROLLEY WITH FOLD-DOWN HANDLE

[Læs blot](#)

SKU: N/A




ERG-O-LIFT 300 - TILT & CASTORS - 1800X1000 MM

- Size: 1800x1000 mm
- Table top: 15 mm birch plywood film/film
- Front edge: 50 mm above table top
- Lifting columns: 2 pcs DL2 - 500 slg.
- Vip actuator: 2 pcs. LA31 - 400 slg.
- Operation: DPF2 fixed & Bluetooth remote control
- Battery: BA001 - 2.15 Ah
- Wheels: Ø100 - swivel w/brakes

[Læs blot](#)

SKU: S110449

Price: from 19.500,00 kr.



EDGE STRIP BLACK, CLAMPING WIDTH OF 1-2MM


Edge strip in black PVC. Suitable for protecting sharp edges on e.g. steel shelves and similar. Sold by measurements

Dimensions 1 × 1 × 1 mm

[Læs bløf](#)

SKU: MT101609

Price: from 21,30 kr.



30X6 FLAT STEEL S275JR

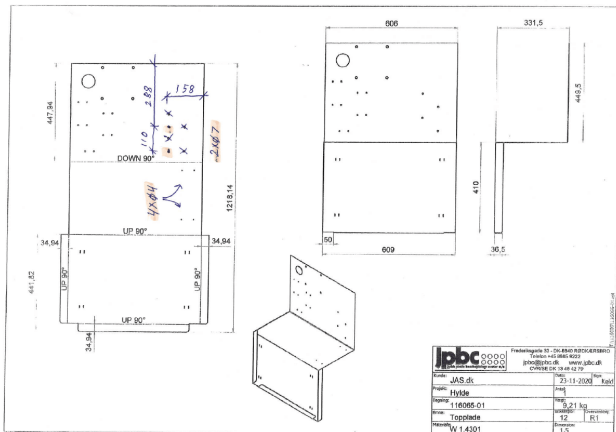
Flat steel in 6 meter length. Weight 1.41 kg per meter. Untreated.

Weight 1,41 kg
Dimensions 100 × 3 × 0,6 mm

[Læs bløf](#)

SKU: 347862

Price: from 19,26 kr.



TOP PLATE SHELF STAINLESS STEEL 1.5MM (CONSISTS OF 2 PARTS)

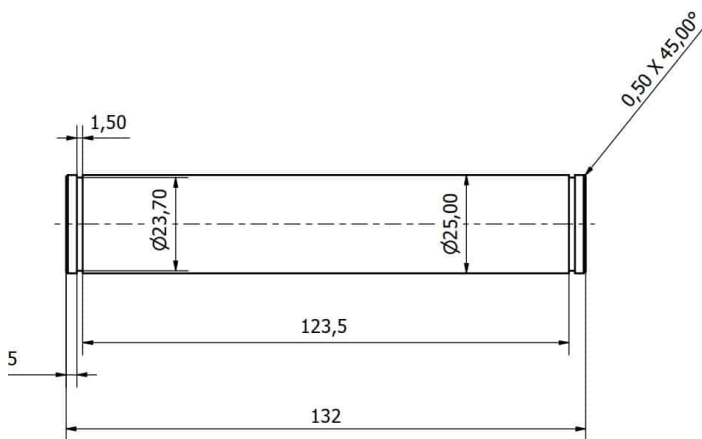
Laser cut according to drawing 6. Consists of 2 parts.

Dimensions $10 \times 5 \times 2,5$ mm

[Læs blø](#)

SKU: 116065

Price: from 1.641,90 kr.



SHAFT Ø25 X 132MM

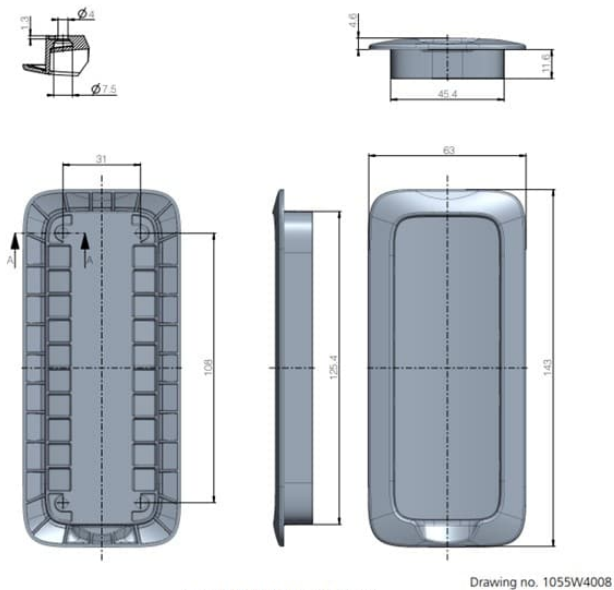
To Roll Stand

Weight 0,3 kg
Dimensions $2,5 \times 13,2 \times 2,5$ mm

[Læs blø](#)

SKU: 3086800031-5

Price: from 56,00 kr.



MOUNTING PLATE FOR REMOTE CONTROL W/MAGNET LINAK

For use with remote control with magnet

Weight 0,1 kg
Dimensions 1,2 × 5 × 14,3 mm

[Læs bløf](#)

SKU: MB001

Price: from 64,00 kr.

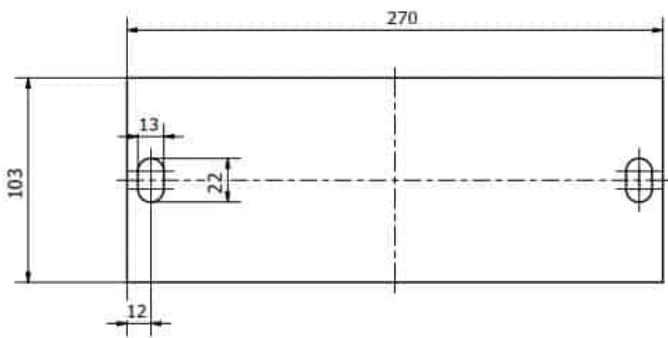


PLATE IN 10MM. 103X270MM


Console for Rollstand

Weight 0,8 kg
Dimensions 27 × 10,3 × 1 mm

[Læs bløf](#)

SKU: 3086800031-3

Price: from 96,00 kr.



TAPE / LINER STAND

[Læs bløf](#)

SKU: 2090000066

Price: from 2.342,00 kr.



50X50X1.5 SQUARE TUBE PRECISION STEEL TUBE DECAPPED


Retangular steel tubes in 1.5mm material. Material S235JR. Precision steel pipes electric welded. Standard EN10305-5. Available in 6 meter length

| | |
|------------|----------------|
| Weight | 2,28 kg |
| Dimensions | 100 × 5 × 5 mm |

[Læs bløf](#)

SKU: JRKP506

Price: from 16,60 kr.



BASE PLATE STAINLESS STEEL 1.5X606X856MM LASER CUT

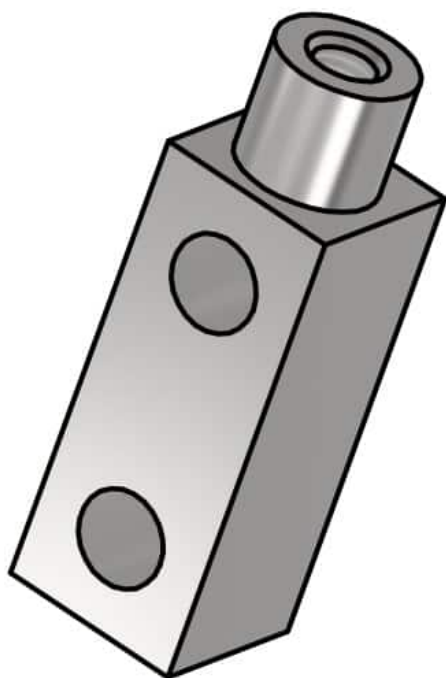
Laser cut according to drawing 1.

Dimensions 10 × 5 × 2,5 mm

[Læs bløf](#)

SKU: 116063

Price: from 472,70 kr.



THREADED STUD 20X20MM M8 THREAD

To Roll Stand

Weight 0,4 kg
Dimensions 2 × 2 × 6,3 mm

[Læs bløf](#)

SKU: 3086800031-4

Price: from 104,00 kr.



DRAWER SECTION 3X100MM TOP HUNG

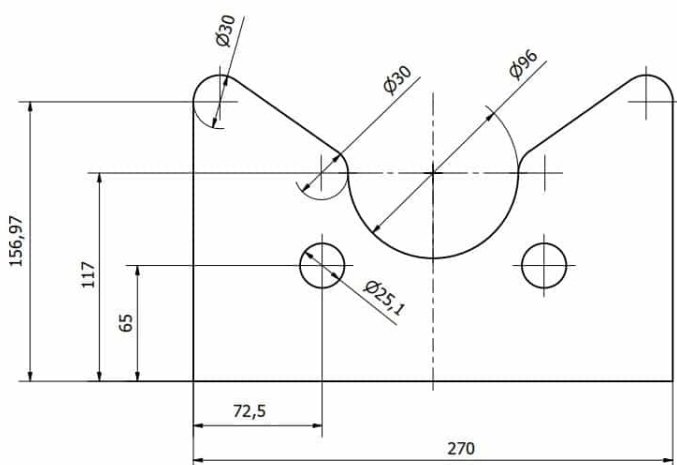
Drawers for workbench. For mounting under the table. Gray/blue color (Ral 7037 and Ral 5005). Width 385mm. Height 435mm. Depth 500mm.

Weight 19 kg
Dimensions 500 × 385 × 435 mm

[Læs blø](#)

SKU: 184480408

Price: from 4.790,00 kr.



CUT BRACKET PLATE IN 10MM

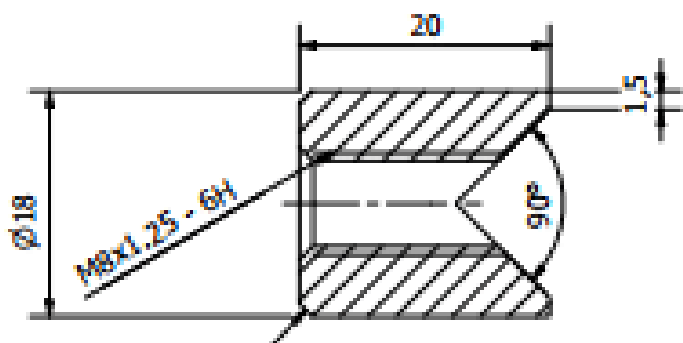
Console for Rollstand

Weight 1,5 kg
Dimensions 1 × 27 × 18 mm

[Læs blø](#)

SKU: 3086800031-2

Price: from 138,00 kr.




STAINLESS STEEL PLUG FOR TAPE/LINER STAND

Dimensions $4 \times 2 \times 2$ mm

[Læs blot](#)

SKU: B100000-Ø18X20 M8-90

Price: from 80,00 kr.



REINFORCEMENT FOR POS STOP 5X20MM


Laser cut item for package stand - 30868000035

Dimensions $59,5 \times 2 \times 0,5$ mm

[Læs blot](#)

SKU: 3086800035-12

Price: from 27,50 kr.



STAINLESS STEEL PROFILE GUIDE 1.5X25X50X100MM

Laser cut tube according to drawing 5. Unannealed.

Dimensions 10 × 5 × 2,5 mm

[Læs blot](#)

SKU: 116062

Price: from 70,00 kr.




STAINLESS STEEL ROLLER TABLE WITH PUSH BAR - 600X400MM

| | |
|--------------------------------|-----------|
| Sizes | 600x400mm |
| approx. weight | 18kg |
| Maximum Load | 200kg |
| Wheels | Ø75 |
| Suitable for the food industry | ✓ |

[Læs blot](#)

SKU: N/A



20X3 FLAT STEEL S275JR

Untreated flat steel. Purchased in 6 meter lengths.

Weight 0,47 kg
Dimensions 100 × 2 × 0,3 mm

[Læs blot](#)

SKU: 347774

Price: from 7,60 kr.




PLATE FOR TILT WITH HOLES 5MM

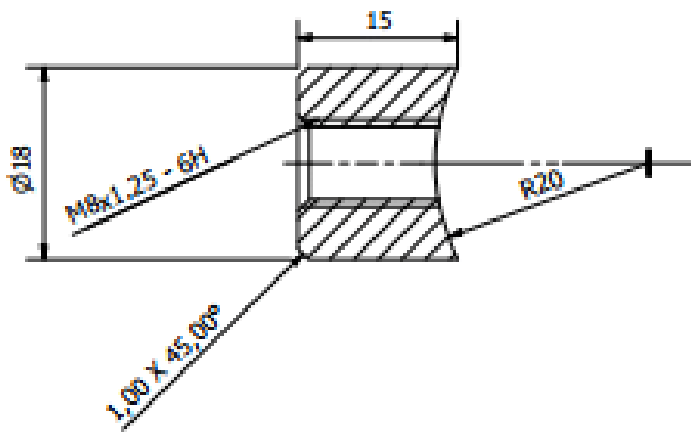
Laser cut item for package stand - 30868000035

Dimensions 7 × 14 × 0,5 mm

[Læs blot](#)

SKU: 3086800035-11

Price: from 47,00 kr.



STAINLESS STEEL PLUG FOR TAPE/LINER STAND

Price v/75 pcs Alternative supplier Timms

Weight 0,3 kg
Dimensions 4 × 2 × 2 mm

[Læs bløf](#)

SKU: B100000-Ø18X15-M8-R2

Price: from 58,00 kr.




PLATE FOR POSITION STOP

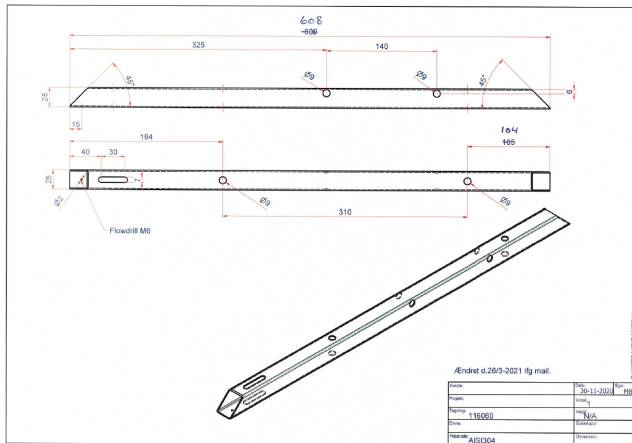
Laser cut part for package stand - 3086800035.
5mm thick

Dimensions 13 × 13 × 0,5 mm

[Læs bløf](#)

SKU: 3086800035-10

Price: from 48,00 kr.



STAINLESS STEEL PROFILE GUIDE 1.5X25X25X608MM

Laser cut tube according to drawing 3. Unannealed.

Dimensions $60 \times 2,5 \times 2,5$ mm

[Læs bløf](#)

SKU: 116060

Price: from 180,00 kr.

PLUG Ø36XM16-25 STEEL 235 OVERSIZE


Bushing Ø36 outside with 16mm thread inside.
Note that this welding plug has an oversized thread,
which is used when galvanizing finished items etc.

Weight 0,25 kg
Dimensions $25 \times 36 \times 36$ mm

[Læs bløf](#)

SKU: B100000-Ø36xM16-25 st_6G

Price: from 74,50 kr.



40X20X1.5 SQUARE TUBE PRECISION STEEL TUBE


Welded precision steel tubes. Rectangular. Standard.
EN 10305-3/5 E220, decapped

Weight 1,34 kg
Dimensions 100 × 3 × 3 mm

[Læs mere](#)

SKU: 349657

Price: from 23,66 kr.



20X6 FLAT STEEL S275JR


Untreated flat steel. Purchased in 6 meter lengths.

Weight 0,94 kg
Dimensions 100 × 2 × 0,6 mm

[Læs mere](#)

SKU: 347789

Price: from 14,56 kr.




ROLLSTAND COMPLETE - 1350 MM CORE

[Læs bloß](#)

SKU: 3086800019

Price: from 30.675,00 kr.



CATAFALQUE APRON 2080X700


Black cloth sewn to measure. Sewn by Louise Sørensen (family with Jens Axel Sørensen)
Dimensions sides: 2100x470 mm
Dimensions ends: 710x470 mm
(for catafalque with height of 500 mm)

Dimensions 3 × 2100 × 470 mm

[Læs bloß](#)

SKU: 1234

Price: from 1.960,00 kr.



STAINLESS STEEL PLATE 3X1000X2000MM

Cold rolled. Steel grade EN 1.4301/4307.

Weight 48 kg
Dimensions 200 × 100 × 0,02 mm

[Læs bløß](#)

SKU: RAKB213

Price: from 2.100,00 kr.



TENT WHEELS Ø160 FIXED 3478UFP160P63

- Alpa wheels Ø160 mounted on mounting plate.
- Fixed wheel without brake and wire cap.
- Soft wheel track on 63 Shore A.
- Suitable for industrial, catering and cleaning trolleys where spillage is not allowed.
- Silver gray wheels (Ral 7001).
- Center hole spacing 80x105 mm.
- Wheel...

Weight 1,8 kg
Dimensions 137 × 115 × 200 mm

[Læs bløß](#)

SKU: 00000803

Price: from 250,00 kr.



40X40X2 SQUARE TUBE PRECISION STEEL TUBE EN10305


Welded Square Precision steel pipe EN 10305-3/5
E220, decapped

Weight 2,38 kg
Dimensions 1000 × 40 × 40 mm

[Læs bløf](#)

SKU: 349649

Price: from 39,00 kr.



MISCELLANEOUS PURCHASED ITEM

For BOM calculation

[Læs bløf](#)

SKU: 910

Price: from 100,00 kr.



POM ROLL WITH BALL BEARING

Rolls for foil bending. Rolls without milling for rental. Alternatively, we can buy rods ourselves

[Læs bløð](#)

SKU: 3089800031-6

Price: from 184,00 kr.



Ø60X2 PRECISION WELDED STEEL PIPE

Precision steel tubes electric welded, round
EN10305-3 60.0x2.00 mm Typical analysis: SI + 2.5P
max 0.09%. LEMU part no. JRRP6020
Type no: --

Discount code: 70600390316

UNSPSC (v. 19.0501): 40181800

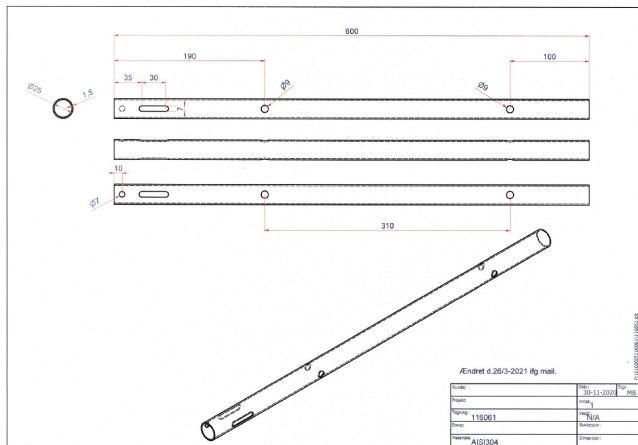
HS Code: 73062900

Dimensions 100 × 6 × 6 mm

[Læs bløð](#)

SKU: JRRP6020

Price: from 49,88 kr.



STAINLESS STEEL PROFILE GUIDE 1.5X25X25X600MM


Laser cut tube according to drawing 4. Unannealed.

Dimensions $60 \times 2,5 \times 2,5$ mm

[Læs bløf](#)

SKU: 116061

Price: from 210,00 kr.



HEIGHT ADJUSTABLE TABLE - DUO-LET 3070 - MODEL 1

[Læs bløf](#)

SKU: N/A



WORKTOP 1200X650X18 W/ABS EDGE LIGHT GRAY

Table top in 18mm with laminate and ABS rubber light gray edge 2mm and MDF core.
Color front and back 7927 S-2500

Weight 35 kg
Dimensions 120 × 300 × 1,8 mm

[Læs blot](#)

SKU: 1200x650x18

Price: from 2.058,00 kr.



30X30 PIPE LEG PLASTIC PLUG BLACK B44 DUPSKO


Head height 5mm. Clamping shoe for end closure of profile pipes with a wall thickness of 1-2mm.

Weight 0,02 kg
Dimensions 3 × 3 × 2,7 mm

[Læs blot](#)

SKU: S110344 B44-3030


Price: from 3,88 kr.



FEE

[Læs blot](#)

SKU: gebyr




MULTIFUNCTIONAL EAR TAG CART

[Læs blot](#)

SKU: 086R13-A

Price: from 11.650,00 kr.



STAINLESS STEEL PLATE 1.5X1000X2000MM

Cold rolled. Steel grade EN 1.4301/4307.

Weight 24 kg
Dimensions 200 × 100 × 0,02 mm

[Læs mere](#)

SKU: RAKB2115

Price: from 1.066,00 kr.



MOUNTING BRACKET FOR LIFTING COLUMN LINAK DL2


Used for DL2 column, among other things.

Weight 0,1 kg
Dimensions 5 × 8 × 2 mm

[Læs mere](#)

SKU: 0578006

Price: from 184,00 kr.



TUB 85 LITERS WHITE 80X55X33CM

White tub with handle and approved for food.
Height incl handle 33cm. Length 80cm. Width 55cm.

Weight 2 kg
Dimensions 80 × 55 × 33 mm

[Læs blot](#)

SKU: 103958001

Price: from 350,00 kr.



POM ROLL WITH BALL BEARING

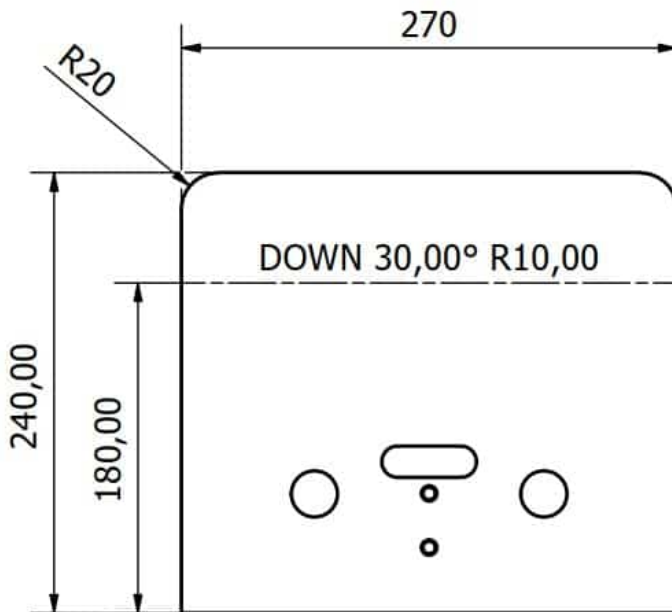
Rolls for foil benches. With grooves for roller bearing.

Dimensions 10 × 8,5 × 8,5 mm

[Læs blot](#)

SKU: 3089800031-7

Price: from 232,00 kr.



CURVED BRACKET IN 10MM PLATE


Console for Rollstand

Weight 1,5 kg
Dimensions 30 × 27 × 24 mm

[Læs bløð](#)

SKU: 3086800031-1

Price: from 236,00 kr.



STAINLESS STEEL HINGE BRACKET FOR SHELF. 165X305MM. SHELF BOY

Foldable shelf bracket in stainless steel. Shelf support for max load of 75kg.

Weight 0,4 kg
Dimensions 30,5 × 2,3 × 16,5 mm

[Læs bløð](#)

SKU: 318905

Price: from 140,00 kr.



SWITCHBOARD INSTALLATION

SIT-TO-STAND TABLE WITH TILT FUNCTION - ERG-O-LET 310 - MODEL 2



This height-adjustable table with tilt function is the second of four models in the series.

The table is equipped with raise, lower and tilt functions and wheels that are used in the lowest position.

| | |
|-------------------------|---|
| Sizes | 1600x800mm, 1800x800mm, 2000x800mm |
| approx. weight | 110kg |
| Lifting capacity | 400kg |
| Table top | Laminate worktop 22mm (ABS Edge) |
| Vip function | up to 80° |
| Lifting columns | 2 pcs. LA31 – 450 slg. 1 pcs. tilt actuator 400 slg. |
| Front edge | 50 mm above frame – Bolted, removable. |
| Wheels | Ø75 |
| Maksimal vippekapacitet | 200 kg. per tilt actuator |

[Læs blot](#)

SKU: 104310003-2

SIT-TO-STAND TABLE WITH TILT FUNCTION - ERG-O- LIFT 300 - MODEL 1



Height adjustable table with tilt function. Height 780-1280 mm, tilt up to 80°, lifting capacity 400 kg and weight 125 kg. 15 mm birch plywood (film/film) and Bluetooth operation. Ideal tilting table/assembly table in production.

| | |
|-------------------------|--|
| Sizes | 1600x800mm, 1800x800mm, 2000x800mm |
| approx. weight | 125kg |
| Lifting capacity | 400kg |
| Table top | 15 mm birch plywood film/film |
| Maksimal vippekapacitet | 200 kg. per tilt actuator |
| Vip function | up to 80° |
| Lifting columns | 2 DL2 – 500 slg (raise/lower), 2 LA31 – 400 slg. |
| Front edge | 50 mm above frame – bolted |
| Operation | Phase-mounted and handheld bluetooth operation |

[Læs blot](#)

SKU: 0104300002



SIT-TO-STAND TABLE WITH TILT FUNCTION - ERG-O- LIFT 300 - MODEL 2

| | |
|-------------------------|--|
| Sizes | 1600x800mm, 1800x800mm, 2000x800mm |
| approx. weight | 125kg |
| Lifting capacity | 400kg |
| Maksimal vippekapacitet | 200 kg. per tilt actuator |
| Vip funktion | up to 80° |
| Table top | 15 mm birch plywood film/film |
| Lifting columns | 2 DL2 – 500 slg (raise/lower), 2 LA31 – 400 slg. |
| Wheels | 4 x Ø100 swivel castors with brakes |

[Læs blot](#)

SKU: 0104300002-2



HEIGHT ADJUSTABLE TABLE WITH TILT FUNCTION - ERG- O-LIFT 300 - 2100X1560MM

| | |
|-------------------------|--|
| Sizes | 2100x1560mm |
| Lifting capacity | 300kg |
| Table top | 15 mm birch plywood film/film |
| Lifting columns | 2 pcs DL2 – 500 slg – 3 pcs LA31 tilt actuator – 400 slg. |
| Vip funktion | up to 80° |
| Wheels | 4 x Ø100 swivel castors with brakes |
| Maksimal vippekapacitet | 300kg |

[Læs blot](#)

SKU: S110524

Price: from 49.750,00 kr.



A-FRAME ON WHEELS - 1500X1100X2050MM

This A-Frame on wheels - 1500x1100x2050 mm is designed for safe and efficient handling of switchboards, panels and large flat items. The stand is robustly constructed and designed specifically for switchboard assembly, but it is also suitable for a wide range of other environments where heavy or...

| | |
|----------------|-------------------------------------|
| Sizes | 1500x1100x2050mm |
| approx. weight | 50kg |
| Maximum Load | 100kg. per plate |
| Shelf plate | 4x 18 mm birch plywood film/film |
| Wheels | 4 swivels with brakes |

[Læs blø](#)

SKU: 3086810002

Price: from 9.445,00 kr.



A-FRAME WITH REMOVABLE SHELVES - 2000X800X2050MM

A-frame with removable shelves - 2000x800x2050 mm. Robust steel A-frame with removable shelves for flexible storage and handling. Used e.g. in electrical panel production. Weight 70 kg, capacity 200 kg and TENTE wheels for safe mobility.

| | |
|----------------|---------------------------|
| Sizes | 2000x800x2050mm |
| approx. weight | 100kg |
| Maximum Load | 300kg |
| Wheels | Ø100 swivel with brake |
| Shelf plate | 3mm lacquered steel plate |

[Læs blø](#)

SKU: S110535



TOOL BOARD ON WHEELS

| | |
|------------|--|
| Sizes | 930x600x1700mm |
| Base plate | 10mm compact laminate |
| Wheels | 4 pcs. TENTE Ø125 2 w/brake. 2 w/o brake |

[Læs blot](#)

SKU: 1804003009

Price: from 8.445,00 kr.



A-FRAME WITH OVERHANG - 1500X1100X2050 MM

This A-frame with overhang is designed for safe and flexible handling of electrical panels, panels, doors, metal covers and large cable reels. Measuring 1500x1100x2050 mm and with a strong steel frame, the stand provides a stable and efficient platform for daily use in production, assembly and...

| | |
|-----------------------|----------------------------------|
| Sizes | 1500x1100x2050mm |
| approx. weight | 55kg |
| Maximum Load | 100kg. per plate |
| Cable holder overhang | 2x400mm |
| Shelf plate | 4x 18 mm birch plywood film/film |
| Wheels | 4 swivels with brakes |

[Læs blot](#)

SKU: N/A



HEIGHT ADJUSTABLE TABLE WITH TILT FUNCTION - 2100X1000 MM - ERG-O-LIFT 300


This height adjustable table with tilt function in size 2100x1000 mm is a powerful, ergonomic workstation designed for heavy industrial processes, assembly, production and workshop tasks. The table is built to optimize the working environment and reduce physical strain - even when handling heavy...

| | |
|-------------------------|-------------------------------|
| Sizes | 2100x1000x700-1000mm |
| approx. weight | 150kg |
| Lifting capacity | 400kg |
| Table top | 15 mm birch plywood film/film |
| Vip function | 2 separate tilt functions |
| Maksimal vippekapacitet | 200 kg. per tilt actuator |

[Læs blot](#)

SKU: N/A

HEIGHT ADJUSTABLE TABLE WITH TILT FUNCTION - 4000X750MM - ERG-O-LIFT 300



Height adjustable table with tilt function - 4000x750mm. Heavy-duty tilt table with five height-adjustable roller rails, 400 kg lifting capacity and tilt up to 80°. Weight 350 kg. Ideal as an assembly and production table with electric height adjustment.

| | |
|-------------------------|--|
| Sizes | 4000x750x800-1300mm |
| approx. weight | 350kg |
| Lifting capacity | 400kg |
| Table top | 15 mm birch plywood film/film |
| Front edge | 50mm above the worktop |
| Vip function | up to 80° |
| Roller rails | 5 pieces that can be raised/lowered under the worktop |
| Gas dampers | 2 pcs - 500 pcs. |
| Lifting columns | 2 DL2 - 500 slg (raise/lower), 4 LA31 - 250 slg (tilt), 4 Baselift - 100 slg (roller tracks) |
| Maksimal vippekapacitet | 400 kg |

[Læs blot](#)

SKU: S110423



ERG-O-LIFT 300 - DUAL VIP

- Size: 2500x1000 mm
- Table top: 15 mm two-piece carriage base plate
- Lifter columns: 2 pcs DL2 - 500 slg.
- Tilt actuators: 4 pcs. LA31 - 400 slg.
- Lift capacity: 400 kg.
- Possibility to tilt both sides of the table parrally or separately
- Extension frame with rear column system -
- 3 rear...

| | |
|-------------------------|--|
| Sizes | 2500x1000mm |
| approx. weight | 180kg |
| Lifting capacity | 400kg |
| Table top | 15 mm birch plywood film/film |
| Lifting columns | 2 pcs DL2 - 500 slg. 4 pcs LA31 - 400 slg. |
| Maksimal vippekapacitet | 400 kg |

[Læs bløf](#)

SKU: EOL300-DV



ERG-O-LIFT 300 - FLEX

- Size: 1180-1880x770 mm
- Table top: 15 mm birch plywood film/film
- Front edge: 30 mm above table top (for 15 mm table top)
- Length adjustable using lockable positioning bolts
- Intervals of 50 mm
- Start height: 850 mm
- Max height: 1350 mm
- Lift capacity: 200 kg.
- Lift columns: 2 pcs DL 2 - 500...

| | |
|-------------------------|-------------------------------|
| Sizes | 1180x1880x760mm |
| approx. weight | 50kg |
| Maximum Load | 200kg |
| Table top | 15 mm birch plywood film/film |
| Wheels | Ø100 |
| Maksimal vippekapacitet | 200 kg |
| Vip function | up to 80° |

[Læs bløf](#)

SKU: EOL300-FLEX

RAISE-LOWER TABLE WITH TILT FUNCTION - ERG-O- LIFT 300 - 2130X1560MM



| | |
|-------------------------|--|
| Sizes | 2130x1560mm |
| Lifting capacity | 300kg |
| Lifting columns | 2 pcs DL2 - 500 slg - 3 pcs LA31 tilt actuator - 400 slg. |
| Vip function | up to 80° |
| Maksimal vippekapacitet | 300kg |
| Wheels | 4 x Ø100 swivel castors with brakes |

[Læs blø](#)

SKU: S110524-A

HEIGHT ADJUSTABLE TABLE WITH TILT FUNCTION - 1800X1000 MM - ERG-O-LET 312



Height adjustable table with tilt function - 1800x800 mm. Solid workbench prepared for sheet metal assembly. Electric raise/lower and tilt function, lifting capacity 400 kg and robust steel construction. Ideal as a tilting table, assembly table and workstation in industrial production.

| | |
|-------------------------|---------------------------|
| Sizes | 1800x1000mm |
| approx. weight | 105kg |
| Lifting capacity | 400kg |
| Vip function | up to 80° |
| Lifting columns | 2 pcs. LA 31 - 450 slg. |
| Prepared for | Sheet metal assembly |
| Maksimal vippekapacitet | 200 kg. per tilt actuator |

[Læs blø](#)

SKU: N/A



CABLE TROLLEY WITH BASE PLATE

Size: 800x800x1400 mm

Base plate: birch plywood film/film

4 removable suspension rods Ø25x1,5

c/c distance between suspension rods - 300 mm

Castors: Ø100 swivel w/brakes

| | |
|----------------|-----------------|
| Sizes | 1600x900x1800mm |
| approx. weight | 32kg |
| Maximum Load | 200kg |
| Base plate | 16mm melamine |
| Wheels | Ø100 |

[Læs blot](#)

SKU: S110242

WAREHOUSE & LOGISTICS



EXTRACTION TABLE ON WHEELS - 2500X800X900 MM

Flexible extraction table on wheels - 2500x800x900mm, ideal for production and workshops. With a weight of 100 kg, wheels Ø160 and heavy-duty steel construction, the table functions as an extraction workbench that effectively removes dust and particles directly at source. A mobile extraction...

| | |
|----------------|-------------------|
| Sizes | 2500x800x900mm |
| approx. weight | 100kg |
| Table top | 20x30 birch slats |
| Wheels | Ø160 |

[Læs blø](#)

SKU: 0106003001

Price: from 19.350,00 kr.



ROLLING TABLE WITH 2 SHELVES - 080R11 - MODEL 1

Robust standard trolley 900x550x900 mm with 2 shelves. Ideal for warehouse, production and logistics - mobile solution for efficient transportation and storage.

| | |
|---------------------|---|
| Sizes | 500x400x900 mm, 1200x600x900 mm, 900x550x900 mm |
| approx. weight | 20kg |
| Maximum Load | 200kg |
| Height to 1st shelf | 210mm |
| Height to 2nd shelf | 900mm |
| Shelf plate | 16mm melamine |
| Wheels | Ø100, Ø75 |

[Læs blø](#)

SKU: 080R11



ROLLING TABLE WITH PUSH BAR - 080R11 - MODEL 2

Robust long trolley with push bar - 1500x800x900 mm. Perfect for internal transportation and storage. Equipped with durable Tente wheels.

| | |
|---------------------|--|
| Sizes | 1200x600x875mm, 500x400x850mm, 900x550x875mm |
| approx. weight | 25kg |
| Maximum Load | 200kg |
| Height to 1st shelf | 185mm |
| Height to 2nd shelf | 845mm |
| Shelf plate | 16mm melamine |
| Wheels | Ø100, Ø75 |

[Læs blø](#)

SKU: 080r11-2



2-COMPARTMENT ROLL CONTAINER - FLEXIBLE AND MANAGEABLE STORAGE

Clear 2-compartment roll container with no door - ideal for warehousing, logistics or production. Available in any RAL color and custom sizes.

| | |
|----------------|-----------------|
| Sizes | 1200x800x1750mm |
| approx. weight | 75kg |
| Maximum Load | 300kg |
| Wheels | Ø160 |

[Læs blø](#)

SKU: N/A



OPEN-SIDED ROLL CONTAINER - FLEXIBLE AND EASILY ACCESSIBLE

Robust roll container with open side and fold-down grid front - a flexible and easily accessible transportation solution in warehouse environments.

| | |
|----------------|-----------------|
| Sizes | 1200x600x1850mm |
| approx. weight | 65kg |
| Base plate | 16mm melamine |
| Wheels | Ø160 |

[Læs blø](#)

SKU: 2095060006



A-FRAME WITH REMOVABLE SHELVES - 2000X800X2050MM

A-frame with removable shelves - 2000x800x2050 mm. Robust steel A-frame with removable shelves for flexible storage and handling. Used e.g. in electrical panel production. Weight 70 kg, capacity 200 kg and TENTE wheels for safe mobility.

| | |
|----------------|---------------------------|
| Sizes | 2000x800x2050mm |
| approx. weight | 100kg |
| Maximum Load | 300kg |
| Wheels | Ø100 swivel with brake |
| Shelf plate | 3mm lacquered steel plate |

[Læs blø](#)

SKU: S110535




STORAGE RACK ON WHEELS - 1250X800X1700 MM

Robust storage rack on wheels - 1250x800x1700 mm with 4 shelves and a maximum load of 250 kg. The 4 Tente wheels provide easy and stable maneuvering. Ideal for warehouse, production and internal transportation where flexibility and order are essential.

| | |
|----------------|-------------------------------|
| Sizes | 1250x800x1700mm |
| approx. weight | 100kg |
| Maximum Load | 250kg |
| Table top | 15 mm birch plywood film/film |

[Læs blot](#)

SKU: N/A



STAND FOR SAFETY HELMETS - 2 SECTIONS - 780X470X1600MM

Robust rack for safety helmets - practical and clear storage solution. Available in any RAL color and can be made in custom sizes.

| | |
|----------------|---------------|
| Sizes | 780x470x100mm |
| approx. weight | 40kg |
| Maximum Load | 150kg |

[Læs blot](#)

SKU: 1803000002

Price: from 4.865,00 kr.



A-FRAME WITH OVERHANG - 1500X1100X2050 MM

This A-frame with overhang is designed for safe and flexible handling of electrical panels, panels, doors, metal covers and large cable reels. Measuring 1500x1100x2050 mm and with a strong steel frame, the stand provides a stable and efficient platform for daily use in production, assembly and...

| | |
|-----------------------|-------------------------------------|
| Sizes | 1500x1100x2050mm |
| approx. weight | 55kg |
| Maximum Load | 100kg. per plate |
| Cable holder overhang | 2x400mm |
| Shelf plate | 4x 18 mm birch plywood film/film |
| Wheels | 4 swivels with brakes |

[Læs blø](#)

SKU: N/A



HANGER RACK WITH 3 HANGER BARS - 2000X1900X500MM

Hanger rack with 3 hanger bars - 2000x1900x500 mm. Robust construction in powder-coated steel, weight 25 kg, wheels Ø75 and load 100 kg per hanger bar. Ideal for maximum hanging capacity in wardrobes, storage or event areas.

| | |
|----------------|-----------------------|
| Sizes | 2000x1900x500mm |
| approx. weight | 25kg |
| Maximum Load | 100kg. per hanger bar |
| Hanger bar | 3 pcs. Ø30x2 |
| Wheels | Ø75 |

[Læs blø](#)

SKU: 1804003002

ROLLSTAND FLEX

[Læs bloß](#)

SKU: S110200-1



HEIGHT ADJUSTABLE TABLE WITH TILT FUNCTION - 2100X1000 MM - ERG-O-LIFT 300

This height adjustable table with tilt function in size 2100x1000 mm is a powerful, ergonomic workstation designed for heavy industrial processes, assembly, production and workshop tasks. The table is built to optimize the working environment and reduce physical strain - even when handling heavy...

| | |
|-------------------------|-------------------------------|
| Sizes | 2100x1000x700-1000mm |
| approx. weight | 150kg |
| Lifting capacity | 400kg |
| Table top | 15 mm birch plywood film/film |
| Vip function | 2 separate tilt functions |
| Maksimal vippekapacitet | 200 kg. per tilt actuator |

[Læs bloß](#)

SKU: N/A



BATTERY PICKING CART - 1220X600X1050 MM

Efficient battery-powered picking cart - 1220x600x1050 mm, designed as a mobile workstation for warehouse and production. With a built-in battery, you can power your computer, scanner and other equipment directly from the cart - ideal for flexible and digital picking work.

| | |
|----------------------|--|
| Sizes | 1220x600x1050mm |
| approx. weight | 100kg |
| Maximum Load | 400kg |
| Battery pack | 100 Ah Lead/Gel battery, 1000-Watt UPS Inverter |
| Connectivity options | Schuko socket outlet with 6 outlets |
| Shelf plate | 16mm melamine |
| Wheels | Ø125 |

[Læs bløß](#)

SKU: 0309003002

HEIGHT ADJUSTABLE TABLE WITH WHEELS - 2400X750 MM - ERG-O-LET 310



Height adjustable table with wheels - 2400x750 mm. Ergonomic workbench with electric height adjustment, heavy-duty steel construction and Ø100 wheels for flexible mobility. Prepared for sheet metal assembly, lifting capacity 400 kg and weight 80 kg. Ideal as a workstation in assembly and...

| | |
|----------------|-----------------------|
| Sizes | 2400x750mm |
| approx. weight | 80kg |
| Maximum Load | 400kg |
| Actuator | 2pcs LA 31 - 450 slg. |
| Prepared for | Sheet metal assembly |
| Wheels | Ø100 |

[Læs bløß](#)

SKU: N/A



SMALL PICKING CART - 650X500X960 MM

Compact small picking cart - 650x500x960 mm with integrated tablet holder (350x250 mm), top shelf (490x350 mm) and robust Ø100 wheels. The trolley weighs approximately 20 kg and has a maximum load of 50 kg - ideal for efficient picking and logistics in confined spaces.

| | |
|----------------|--------------------------------|
| Sizes | 650x500x960mm |
| approx. weight | 20kg |
| Maximum Load | 50kg |
| Tablet holder | 350x250mm |
| Top shelf | Inner dimensions: 490x350mm |
| Wheels | Ø100 |

[Læs bløf](#)

SKU: 0306003002

Price: from 4.675,00 kr.



LARGE SHEET METAL TROLLEY - 2000X800X1200 MM

Robust large sheet metal trolley - 2000x800x1200 mm in heavy-duty steel for safe transportation of large sheets and items. The trolley has Ø160 wheels, a weight of approx. 180 kg and a maximum load of 400 kg, providing stable and efficient material handling in both production and storage.

| | |
|----------------|-----------------|
| Sizes | 2000x800x1200mm |
| approx. weight | 180kg |
| Maximum Load | 400kg |
| Wheels | Ø160 |

[Læs bløf](#)

SKU: N/A



FURNITURE TROLLEY WITH BUCKLES - SAFE AND ROBUST TRANSPORTATION

Solid furniture trolley with buckles - safe and robust solution for transporting furniture and larger items.

| | |
|----------------|-----------|
| Base plate | 800x520mm |
| Back piece | 900x360mm |
| approx. weight | 15kg |
| Maximum Load | 100kg |
| Wheels | Ø100 |

[Læs blot](#)

SKU: S110024

Price: from 5.985,00 kr.



ROLLING TABLE WITH 3 SHELVES - 1000X500X1000MM - 088R20

Functional rolling table with 3 shelves and integrated push bar. Equipped with durable Tente wheels for safe and easy transportation.

| | |
|---------------------|-----------------|
| Sizes | 1000x500x1000mm |
| approx. weight | 27kg |
| Maximum Load | 200kg |
| Height to 1st shelf | 210mm |
| Height to 2nd shelf | 545mm |
| Height to 3rd shelf | 900mm |
| Shelf plate | 16mm melamine |
| Wheels | Ø100 |

[Læs blot](#)

SKU: 088R20

Price: from 2.985,00 kr.



CART FOR CARDBOARD - 600X400X940MM

Functional cardboard cart - ideal for internal transportation and handling of cardboard packaging in production and warehouses. Robust steel construction with Ø125 wheels ensures easy maneuverability and high stability, even with heavy loads.

| | |
|----------------|---------------|
| Sizes | 600x400x940mm |
| approx. weight | 20kg |
| Maximum Load | 200kg |
| Wheels | Ø100 |

[Læs blø](#)

SKU: N/A



PARCEL TROLLEY WITH GRID - ROBUST AND SAFE TRANSPORTATION

Solid parcel trolley with grid - robust and mobile solution for safe transportation of parcels and goods in warehouse and logistics environments.

| | |
|----------------|----------------------------------|
| Sizes | 1055x600x540mm |
| approx. weight | 50kg |
| Maximum Load | 300kg |
| Base plate | 15 mm birch plywood film/film |
| Wheels | Ø200 |

[Læs blø](#)

SKU: 0306003001

Price: from 5.785,00 kr.



STORAGE TROLLEY WITH ADJUSTABLE SHELF - ROBUST AND FLEXIBLE SOLUTION

Robust storage trolley with adjustable shelf - flexible solution that can also function as a universal trolley, parcel trolley or roller trolley in warehouse and production.

| | |
|---------------------|---------------|
| Sizes | 1270x660mm |
| approx. weight | 40kg |
| Maximum Load | 300kg |
| Height to 1st shelf | 250mm |
| Height to 2nd shelf | 750-900mm |
| Shelf plate | 16mm melamine |
| Wheels | Ø160 |

[Læs blø](#)

SKU: 0301003007

Price: from 5.275,00 kr.



PICKING CART WITH 9 COMPARTMENTS - 1080X450X1400 MM

Robust picking cart with 9 compartments - 1080x450x1400 mm, designed for efficient and structured picking and transportation tasks. The weight is 50 kg, max load 150 kg and it has Ø100 wheels for easy maneuvering.

| | |
|----------------|-------------------------------|
| Sizes | 1080x450x1400mm |
| approx. weight | 50kg |
| Maximum Load | 150kg |
| Base plate | 15 mm birch plywood film/film |
| Wheels | Ø100 |

[Læs blø](#)

SKU: N/A



PICKING CART WITH 6 COMPARTMENTS - 760X450X1400 MM

Efficient 6-compartment picking trolley - 760x450x1400 mm, with push bars, side grids and large TENTE wheels Ø125 for stability and mobility in warehouse and logistics environments.

| | |
|----------------|-------------------------------|
| Sizes | 1080x450x1400mm |
| approx. weight | 55kg |
| Maximum Load | 300kg |
| Shelf plate | 15 mm birch plywood film/film |
| Wheels | Ø125 |

[Læs blø](#)

SKU: N/A



PACKING STATION - 500X500MM

Compact packing station - 500x500 mm with strong steel construction, 18 kg weight and load up to 50 kg. Height and rotation adjustable work surface with spring solution and TENTE wheels Ø75 - perfect for assembly, packing and logistics.

| | |
|---------------------|-----------|
| Sizes | 500x500mm |
| approx. weight | 18kg |
| Maximum Load | 50kg |
| Height adjustable | |
| Rotation Adjustable | |
| Wheels | Ø75 |

[Læs blø](#)

SKU: 308680035



HEIGHT-ADJUSTABLE ROLLING TABLE - 600X500MM

Flexible height-adjustable roller table with manual height adjustment and Tente castors. Ideal for internal transportation, assembly and storage with varying needs.

| | |
|-------------------|-------------------------------|
| Sizes | 600x500mm |
| approx. weight | 15kg |
| Maximum Load | 100kg |
| Table top | 15 mm birch plywood film/film |
| Height adjustable | |
| Wheels | Ø75 - 2 w/brakes, 2 un/brakes |

[Læs blot](#)

SKU: 2092900090

Price: from 3.895,00 kr.



1-STEP STEPLADDER WITH HANGER HANDLE

1-step stepladder with hanger handle

Product specifications:

- Dimensions: Adapted for easy access and usability in professional environments.
- Shackle handle: Integrated design for extra support and safety during use.
- Robust construction: Designed to ensure reliable support for daily...

[Læs blot](#)

SKU: N/A



PICKING TROLLEY WITH SPRINGS - 850X450X800 MM

Ergonomic picking trolley with springs - 850x450x800 mm, where the table top automatically adjusts to the weight. At 30 kg, the table bottoms out and can carry up to 100 kg. Equipped with Ø75 wheels for stable and easy maneuvering in warehouse and production.

| | |
|------------------------|---------------------|
| Sizes | 850x450x800mm |
| approx. weight | 30kg |
| Maximum Load | 100kg |
| Shelf plate | Painted steel plate |
| Stroke length on shelf | 350mm |
| Wheels | Ø75 |

[Læs bloß](#)

SKU: N/A



STORAGE RACK WITH 4 SHELVES - 900X555X1500MM

Mobile storage rack on wheels - 900x555x1500 mm with 4 shelves, weight approx. 30 kg and maximum load 200 kg. Equipped with sturdy TENTE wheels for easy maneuverability and flexible internal storage.

| | |
|----------------|----------------|
| Sizes | 900x555x1500mm |
| approx. weight | 30kg |
| Maximum Load | 200kg |
| Wheels | Ø100 |

[Læs bloß](#)

SKU: N/A



KEG CART

Practical and compact keg cart designed for safe and easy handling of beer kegs and other heavy containers. The trolley provides an ergonomic solution that protects the back and shoulders during transportation and lifting.

Ergonomic handle and lifting mechanism
Suitable for transporting...

[Læs blot](#)

SKU: N/A



HANGER RACK FOR DRUMS - 1000X750X1065MM

Hanger rack for drums - 1000x750x1065 mm. Robust construction in powder-coated steel with TENTE wheels Ø100. Weight 25 kg and maximum load 100 kg. Ideal for handling, storing and unwinding/rewinding plastic drums, reels and cable spools.

| | |
|----------------|-----------------|
| Sizes | 1000x750x1065mm |
| approx. weight | 25kg |
| Maximum Load | 100kg |
| Hanger bar | Ø30 |
| Wheels | Ø100 |

[Læs blot](#)

SKU: N/A



STAND FOR RETRACTOR

| | |
|----------------|----------------|
| Sizes | 800x800x1150mm |
| approx. weight | 52 kg |
| Maximum Load | 300kg |
| Wheels | Ø250 PVR |

[Læs blot](#)

SKU: 1804010001




PACKING TABLE ON WHEELS - FLEXIBLE AND ROBUST WORK TABLE

Flexible packing table on wheels - robust work and assembly table for packing, logistics and production. Available in any RAL color and custom dimensions.

| | |
|----------------|----------------------------------|
| Sizes | 2000x750x700mm |
| approx. weight | 55kg |
| Table top | 15 mm birch plywood film/film |
| Wheels | Ø100 |

[Læs blot](#)

SKU: S110509



PACKING TABLE FRAME - ROBUST AND MOBILE WORKSTATION

Strong packing table frame with castors - ideal as a work and assembly table. Available in any RAL color and custom dimensions.

| | |
|----------------|----------------------|
| Sizes | 2000x1000x840mm |
| approx. weight | 45kg |
| Maximum Load | 400kg |
| Prepared for | Sheet metal assembly |
| Wheels | Ø100 |

[Læs blot](#)

SKU: N/A



STAIR MODULE / LADDER KIEFEL KMD

[Læs blot](#)

SKU: N/A



ROLLING TABLE WITH WOBBLE EDGE - 084R15

Practical rolling table with looped edge - 900x550x900 mm. Three stable shelves and secure Tente wheels make it ideal for transportation and storage.

| | |
|---------------------|--|
| Sizes | 1200x600x885mm, 500x400x850mm, 900x550x900mm |
| approx. weight | 38kg |
| Maximum Load | 200kg |
| Height to 1st shelf | 210mm |
| Height to 2nd shelf | 545mm |
| Height to 3rd shelf | 900mm |
| Wheels | Ø100 |
| Shelf plate | 16mm melamine |

[Læs blø](#)

SKU: 084R15-M



PACKING RACK ON WHEELS - 600X500MM

Packing stand with bag holder. Height and rotation adjustable stand with tape holder, maximum load of 100kg with a weight of 22.5kg, scissor holder and TENTE wheels Ø75. Ideal for flexible packing and assembly.

| | |
|-------------------|-----------|
| Sizes | 600x500mm |
| approx. weight | 22.5kg |
| Maximum Load | 100kg |
| Height adjustable | |
| Wheels | Ø75 |

[Læs blø](#)

SKU: N/A



ROLLING TABLE WITH LOOP EDGE - 089R21S

Rolling table with loop edge and 2 shelves - ideal for internal transportation and storage in production and warehouse environments.

| | |
|---------------------|------------------------------------|
| Sizes | 1000x600x1010mm, 700x500x1010mm |
| approx. weight | 20kg |
| Maximum Load | 200kg |
| Height to 1st shelf | 210mm |
| Height to 2nd shelf | 710mm |
| Shelf plate | 16mm melamine |
| Wheels | Ø100 |

[Læs blot](#)

SKU: 089R21S

PALLET TRUCK


Introducing our Pallet Truck 1200x870 Special - a durable and reliable solution designed specifically for efficient pallet picking in pallet racking.

Product specifications:

- Durable steel construction: Solid design to withstand the strain of daily pallet picking.
- Size: Optimal size of...

[Læs blot](#)

SKU: N/A





DOUBLE CABINET WITH HINGED DOORS

[Læs blot](#)

SKU: N/A



ROLLING TABLE WITH HIGH WOBBLE EDGE - FELT COVERED

Sizes

1250x650x875mm

Maximum Load

100 kg. per shelf

Shelf plate

15mm birch plywood
film/film – Felt coated

Wheels

4 pcs. Ø150 – Swivel PNP
(Soft wheels) 2. w/brake 2.
w/o brake

[Læs blot](#)

SKU: 2080110103

Price: from 4.995,00 kr.

STOCK ITEMS

PALLET TRUCK


Introducing our Pallet Truck 1200x870 Special - a durable and reliable solution designed specifically for efficient pallet picking in pallet racking.

Product specifications:

- Durable steel construction: Solid design to withstand the strain of daily pallet picking.
- Size: Optimal size of...

[Læs mere](#)

SKU: N/A



PRODUCTION & ASSEMBLY

EXTRACTION TABLE WITH HEIGHT ADJUSTMENT - ERGO-LIFT 300



Ergonomic extraction table with height adjustment - 2500x800 mm, with electric height adjustment and 400 kg capacity. Weight 135 kg, double lifting column construction DL2-500 - ideal for production and assembly with clean air and ergonomic requirements.

| | |
|------------------|-----------------------------------|
| Sizes | 2500x800mm |
| approx. weight | 135kg |
| Lifting capacity | 400kg |
| Lifting columns | 2 pcs DL2 - 500 pcs (raise/lower) |
| Table top | 20x30 birch slats |

[Læs bløf](#)

SKU: 1003000037

Price: from 26.750,00 kr.

EXTRACTION TABLE ON WHEELS - 2500X800X900 MM



Flexible extraction table on wheels - 2500x800x900mm, ideal for production and workshops. With a weight of 100 kg, wheels Ø160 and heavy-duty steel construction, the table functions as an extraction workbench that effectively removes dust and particles directly at source. A mobile extraction...

| | |
|----------------|-------------------|
| Sizes | 2500x800x900mm |
| approx. weight | 100kg |
| Table top | 20x30 birch slats |
| Wheels | Ø160 |

[Læs bløf](#)

SKU: 0106003001

Price: from 19.350,00 kr.



SMALL EXTRACTION TABLE - 650X450X900 MM

Compact small extraction table - 650x450x900mm with strong steel construction and efficient extraction. Suitable for precision work and small assembly tasks where clean air and ergonomics are in focus. With a working height of 900 mm and a weight of 24 kg, the table provides stability and...

| | |
|----------------|-------------------|
| Sizes | 650x450x900mm |
| approx. weight | 24kg |
| Maximum Load | 100kg |
| Table top | 20x30 birch slats |
| Wheels | Ø75 |

[Læs blø](#)

SKU: 403003001

Price: from 11.850,00 kr.



ROLLING TABLE WITH PUSH BAR - 080R11 - MODEL 2

Robust long trolley with push bar - 1500x800x900 mm. Perfect for internal transportation and storage. Equipped with durable Tente wheels.

| | |
|---------------------|--|
| Sizes | 1200x600x875mm, 500x400x850mm, 900x550x875mm |
| approx. weight | 25kg |
| Maximum Load | 200kg |
| Height to 1st shelf | 185mm |
| Height to 2nd shelf | 845mm |
| Shelf plate | 16mm melamine |
| Wheels | Ø100, Ø75 |

[Læs blø](#)

SKU: 080r11-2



ROLLING TABLE WITH 2 SHELVES - 080R11 - MODEL 1

Robust standard trolley 900x550x900 mm with 2 shelves. Ideal for warehouse, production and logistics - mobile solution for efficient transportation and storage.

| | |
|---------------------|---|
| Sizes | 500x400x900 mm, 1200x600x900 mm, 900x550x900 mm |
| approx. weight | 20kg |
| Maximum Load | 200kg |
| Height to 1st shelf | 210mm |
| Height to 2nd shelf | 900mm |
| Shelf plate | 16mm melamine |
| Wheels | Ø100, Ø75 |

[Læs bløf](#)

SKU: 080R11



HEIGHT-ADJUSTABLE WASTE RACK WITH LID - MODEL 4

Practical waste rack with lid - 440x420x630-900 mm, weight approx. 11 kg and equipped with wheels Ø75 for flexible placement. Ideal for hygienic waste management in production, institutions and warehouses.

| | |
|----------------|-------------------|
| Sizes | 440x420x630-900mm |
| approx. weight | 11kg |
| Maximum Load | 30kg |
| Wheels | Ø75 |
| Low | |

[Læs bløf](#)

SKU: 1804099003-4

Price: from 1.245,00 kr.



SMALL MESH CAGE - 900X1200MM

Compact small mesh cage - 900x1200 mm with robust steel frame, dead weight 112 kg and maximum load 480 kg. Ideal as a mesh cage, transport cage or waste cage in warehouses and logistics.

| | |
|----------------|------------|
| Sizes | 900x1200mm |
| approx. weight | 112kg |
| Maximum Load | 480kg |

[Læs bløf](#)

SKU: N/A



2-COMPARTMENT ROLL CONTAINER - FLEXIBLE AND MANAGEABLE STORAGE

Clear 2-compartment roll container with no door - ideal for warehousing, logistics or production. Available in any RAL color and custom sizes.

| | |
|----------------|-----------------|
| Sizes | 1200x800x1750mm |
| approx. weight | 75kg |
| Maximum Load | 300kg |
| Wheels | Ø160 |

[Læs bløf](#)

SKU: N/A



A-FRAME ON WHEELS - 1500X1100X2050MM

This A-Frame on wheels - 1500x1100x2050 mm is designed for safe and efficient handling of switchboards, panels and large flat items. The stand is robustly constructed and designed specifically for switchboard assembly, but it is also suitable for a wide range of other environments where heavy or...

| | |
|----------------|-------------------------------------|
| Sizes | 1500x1100x2050mm |
| approx. weight | 50kg |
| Maximum Load | 100kg. per plate |
| Shelf plate | 4x 18 mm birch plywood film/film |
| Wheels | 4 swivels with brakes |

[Læs blø](#)

SKU: 3086810002

Price: from 9.445,00 kr.



STORAGE RACK FOR LARGE ITEMS - EFFICIENT AND SPACE-SAVING SOLUTION

Practical storage rack for large items - an efficient and space-saving solution for safe storage and transportation in production, warehouses and workshops.

| | |
|----------------|-----------------|
| Sizes | 1600x900x1800mm |
| approx. weight | 80kg |
| Maximum Load | 200kg |
| Shelf plate | 16mm melamine |
| Wheels | Ø160 |

[Læs blø](#)

SKU: N/A



STORAGE RACK ON WHEELS - 1250X800X1700 MM

Robust storage rack on wheels - 1250x800x1700 mm with 4 shelves and a maximum load of 250 kg. The 4 Tente wheels provide easy and stable maneuvering. Ideal for warehouse, production and internal transportation where flexibility and order are essential.

| | |
|----------------|----------------------------------|
| Sizes | 1250x800x1700mm |
| approx. weight | 100kg |
| Maximum Load | 250kg |
| Table top | 15 mm birch plywood film/film |

[Læs blot](#)

SKU: N/A



HEIGHT ADJUSTABLE TABLE - 1200X600MM - DUO-LET 3070

Height adjustable table - 1200x600 mm. Compact and ergonomic workbench with electric height adjustment. Solid steel construction with 2 DL6 lifting columns, 200 kg lifting capacity and weight 60 kg. Ideal as a workstation in assembly, workshop and production.

| | |
|------------------|----------------------|
| Sizes | 1200x600mm |
| approx. weight | 60kg |
| Lifting capacity | 200kg |
| Lifting columns | 2 pcs DL6 - 650 slg. |

[Læs blot](#)

SKU: N/A



STAND FOR SAFETY HELMETS - WITH WALL MOUNT - 250X230X1200 MM

| | |
|----------------|----------------|
| Sizes | 250x230x1200mm |
| approx. weight | |
| Maximum Load | 100kg |
| Base plate | Steel plate |

[Læs bløf](#)

SKU: 1802000001

Price: from 2.875,00 kr.



BRANCH RACK ON WHEELS - 1300X950X1700 MM

Robust branch rack on wheels - double-sided and mobile solution for storing pipes, profiles and moldings with good access and structure.

| | |
|---------------------------|---------------------------------------|
| Sizes | 1300x950x1700mm |
| approx. weight | 40kg |
| Maximum Load | 300kg |
| Forks | Ø19x470mm |
| Wheels | 4 pcs Tente PVR wheels Ø125 swivel |
| Distance between branches | 100mm C/C |
| Branch target | Ø19x470mm |

[Læs bløf](#)

SKU: 1702000002



HEIGHT ADJUSTABLE TABLE - ERG-O-LITE

| | |
|-------------------------------------|--|
| Sizes | 1600x800mm, 1800x800mm, 2000x800mm |
| approx. weight Table top | 46 kg Laminate worktop 22mm (ABS Edge) |
| Lifting capacity Lifting columns | 160 kg 2 pcs DL6 – 650 slg. |

[Læs blø](#)

SKU: 0202000050-1




HEIGHT ADJUSTABLE TABLE WITH TILT FUNCTION - 900X600MM - DUO-LET 3070

Height adjustable table with tilt function - 900x600x720-1370 mm. Electric height and tilt-adjustable workbench for assembly and precision work. Robust construction with lifting capacity of 50 kg and weight approx. 40 kg. Ideal as an assembly table, electrical panel table or workstation in...

| | |
|-------------------------|--------------------|
| Sizes | 900x600x720-1370mm |
| approx. weight | 40kg |
| Lifting capacity | 50kg |
| Wheels | Ø100 |
| Vip function | up to 42° |
| Maksimal vippekapacitet | 50 kg |

[Læs blø](#)

SKU: N/A



ROLLSTAND FLEX SINGLE

Rollstand Flex Single is a flexible roller stand for handling plastic drums and similar in assembly areas. Its adjustable design ensures optimal adaptation to different tasks.

[Læs bløf](#)

SKU: 3086800140



ERGONOMIC LIFT TABLE ERG-O-LIFT 300 SINGLE | ELECTRIC ASSEMBLY TABLE

Ergonomic lifting table with 300 kg capacity and electric height adjustment. Ideal for assembly and production. Get a quote for ERGO-Lift 300 Single!

| | |
|------------------|--|
| Sizes | 600/1200x600x800 mm |
| approx. weight | 70kg |
| Lifting capacity | 200kg |
| Table top | 16 mm MDF with grooved rubber mat glued on - 1 piece 600x600 mm, 2 pieces 600x300 mm |
| Foldable | pages |
| Battery pack | Included |
| Lifting columns | 1 DL2 - 500 pcs. |
| Wheels | Ø100 |

[Læs bløf](#)

SKU: 102300002



HEIGHT ADJUSTABLE TABLE WITH TILT FUNCTION - 2100X1000 MM - ERG-O- LIFT 300

This height adjustable table with tilt function in size 2100x1000 mm is a powerful, ergonomic workstation designed for heavy industrial processes, assembly, production and workshop tasks. The table is built to optimize the working environment and reduce physical strain - even when handling heavy...

| | |
|-------------------------|----------------------------------|
| Sizes | 2100x1000x700-1000mm |
| approx. weight | 150kg |
| Lifting capacity | 400kg |
| Table top | 15 mm birch plywood film/film |
| Vip function | 2 separate tilt functions |
| Maksimal vippekapacitet | 200 kg. per tilt actuator |

[Læs blot](#)

SKU: N/A



LARGE SHEET METAL TROLLEY - 2000X800X1200 MM

Robust large sheet metal trolley - 2000x800x1200 mm in heavy-duty steel for safe transportation of large sheets and items. The trolley has Ø160 wheels, a weight of approx. 180 kg and a maximum load of 400 kg, providing stable and efficient material handling in both production and storage.

| | |
|----------------|-----------------|
| Sizes | 2000x800x1200mm |
| approx. weight | 180kg |
| Maximum Load | 400kg |
| Wheels | Ø160 |

[Læs blot](#)

SKU: N/A



ROLLING TABLE WITH 3 SHELVES - 1000X500X1000MM - 088R20

Functional rolling table with 3 shelves and integrated push bar. Equipped with durable Tente wheels for safe and easy transportation.

| | |
|---------------------|-----------------|
| Sizes | 1000x500x1000mm |
| approx. weight | 27kg |
| Maximum Load | 200kg |
| Height to 1st shelf | 210mm |
| Height to 2nd shelf | 545mm |
| Height to 3rd shelf | 900mm |
| Shelf plate | 16mm melamine |
| Wheels | Ø100 |

[Læs blot](#)

SKU: 088R20

Price: from 2.985,00 kr.



STORAGE TROLLEY WITH ADJUSTABLE SHELF - ROBUST AND FLEXIBLE SOLUTION

Robust storage trolley with adjustable shelf - flexible solution that can also function as a universal trolley, parcel trolley or roller trolley in warehouse and production.

| | |
|---------------------|---------------|
| Sizes | 1270x660mm |
| approx. weight | 40kg |
| Maximum Load | 300kg |
| Height to 1st shelf | 250mm |
| Height to 2nd shelf | 750-900mm |
| Shelf plate | 16mm melamine |
| Wheels | Ø160 |

[Læs blot](#)

SKU: 0301003007

Price: from 5.275,00 kr.



PLATE TROLLEY WITH ROLLERS - 1200X800X442MM

Efficient sheet metal trolley with rollers - 1200x800x442 mm, weight approx. 70 kg, with front-mounted roller rail and ball rollers. Maximum load 400 kg evenly distributed. Ideal for internal transportation and assembly in production and warehouses.

| | |
|----------------|----------------|
| Sizes | 1200x800x442mm |
| approx. weight | approx. 70kg |
| Maximum Load | 400kg |
| Wheels | Ø100 |
| Kugle ruller | |
| Roller rails | |

[Læs blot](#)

SKU: S110438



HEIGHT-ADJUSTABLE ROLLING TABLE - 600X500MM

Flexible height-adjustable roller table with manual height adjustment and Tente castors. Ideal for internal transportation, assembly and storage with varying needs.

| | |
|----------------|----------------------------------|
| Sizes | 600x500mm |
| approx. weight | 15kg |
| Maximum Load | 100kg |
| Table top | 15 mm birch plywood film/film |

Height adjustable

Wheels
Ø75 - 2 w/brakes, 2
un/brakes

[Læs blot](#)

SKU: 2092900090

Price: from 3.895,00 kr.



ROLLING TABLE WITH WOBBLE EDGE - 084R15

Practical rolling table with looped edge - 900x550x900 mm. Three stable shelves and secure Tente wheels make it ideal for transportation and storage.

| | |
|---------------------|--|
| Sizes | 1200x600x885mm, 500x400x850mm, 900x550x900mm |
| approx. weight | 38kg |
| Maximum Load | 200kg |
| Height to 1st shelf | 210mm |
| Height to 2nd shelf | 545mm |
| Height to 3rd shelf | 900mm |
| Wheels | Ø100 |
| Shelf plate | 16mm melamine |

[Læs blø](#)

SKU: 084R15-M



ROLLING TABLE WITH LOOP EDGE - 089R21S

Rolling table with loop edge and 2 shelves - ideal for internal transportation and storage in production and warehouse environments.

| | |
|---------------------|------------------------------------|
| Sizes | 1000x600x1010mm, 700x500x1010mm |
| approx. weight | 20kg |
| Maximum Load | 200kg |
| Height to 1st shelf | 210mm |
| Height to 2nd shelf | 710mm |
| Shelf plate | 16mm melamine |
| Wheels | Ø100 |

[Læs blø](#)

SKU: 089R21S

PALLET TRUCK


Introducing our Pallet Truck 1200x870 Special - a durable and reliable solution designed specifically for efficient pallet picking in pallet racking.

Product specifications:

- Durable steel construction: Solid design to withstand the strain of daily pallet picking.
- Size: Optimal size of...

[Læs blot](#)


SKU: N/A



UNWINDER FRAME

[Læs blot](#)

SKU: N/A





STORAGE RACK WITH 4 SHELVES - 900X555X1500MM

Mobile storage rack on wheels - 900x555x1500 mm with 4 shelves, weight approx. 30 kg and maximum load 200 kg. Equipped with sturdy TENTE wheels for easy maneuverability and flexible internal storage.

| | |
|----------------|----------------|
| Sizes | 900x555x1500mm |
| approx. weight | 30kg |
| Maximum Load | 200kg |
| Wheels | Ø100 |

[Læs blot](#)

SKU: N/A



LIFT TABLE WITH TILT - LIFT-O-LET 120 SPECIAL | ERGONOMICS & ADJUSTABLE DESIGN

Lift-O-Let 120 Special with tilt and lift function, 120 kg capacity. Optimize working height and ergonomics. Get a non-binding offer!

| | |
|------------------|----------------------------------|
| Sizes | 1200x800mm |
| approx. weight | 40kg |
| Lifting capacity | 120kg |
| Table top | 15 mm birch plywood film/film |

[Læs blot](#)

SKU: N/A



WORKBENCH / QA STATION

Stable workbench for production

Product specifications:

Dimensions: 1600x800x800 mm
Table top: 24 mm grey laminate top
Shelf top: 10 mm grey melamine board
Powder coating: Optional RAL color

Accessories:

Rear column system
Buffer aria
Tool board
Overshelf
Steel shelf
...

| | |
|----------------|----------------|
| Sizes | 1600x800x800mm |
| approx. weight | 266kg |
| Maximum Load | 400kg |
| Shelf plate | 10mm melamine |
| Table top | 24mm laminate |

[Læs bloß](#)

SKU: 1200000117



TOOL TROLLEY WITH LIFTING BENCH - 1000X750X975-1675MM

Raised tool trolley made of stainless steel with roller rails and plastic table top. Designed for demanding and hygiene-sensitive environments where precision, cleanability and flexibility are essential.

| | |
|------------------|-------------------------------------|
| Sizes | 1000x750x975-1675mm |
| approx. weight | 225kg |
| Lifting capacity | 1000kg |
| Wheels | Extra strong |
| Battery pack | with controls |
| Table top | 50 mm PE-HD sheet, with tool slots. |

| | |
|---------------------|---|
| Roller rails | |
| Electric propulsion | X |

[Læs bloß](#)

SKU: S110200-1-1

LIFTING PLATFORM - LIFT-O-LET 390 | ROBUST & ERGONOMIC



Efficient lifting platform with 200 kg capacity, adjustable height (120-480 mm) and mobile 55 kg construction. Optimizes ergonomics and workflow.

| | |
|------------------|--------------------|
| Sizes | 1200x800x120-480mm |
| approx. weight | 55kg |
| Lifting capacity | 200kg |

[Læs blot](#)

SKU: N/A

HEALTHCARE SECTOR



STAND FOR SAFETY HELMETS - WITH WALL MOUNT - 250X230X1200 MM

| | |
|----------------|----------------|
| Sizes | 250x230x1200mm |
| approx. weight | |
| Maximum Load | 100kg |
| Base plate | Steel plate |

[Læs bløf](#)

SKU: 1802000001

Price: from 2.875,00 kr.



PICKING TROLLEY WITH HEIGHT ADJUSTMENT - 950X500X1300 MM

Ergonomic picking trolley with height adjustment - 950x500x1300 mm, suitable for efficient picking and logistics work. The trolley weighs 26 kg, has a maximum load of 75 kg and is equipped with TENTE wheels Ø100 for a stable and smooth ride.

| | |
|----------------|----------------|
| Sizes | 950x500x1300mm |
| approx. weight | 26kg |
| Maximum Load | 75kg |
| Tray | 300x400x200mm |
| Wheels | Ø100 |

[Læs bløf](#)

SKU: 0309003003

Price: from 11.445,00 kr.



PUSH TROLLEY WITH PUSH BAR - ROBUST AND MOBILE TRANSPORTATION

Bucket trolley with push handle - ergonomic and easy-to-maneuver 1-bucket solution, perfect for efficient transportation in institutions and laundries.

| | |
|----------------|---------------|
| Sizes | 850x470x800mm |
| approx. weight | 15kg |
| Maximum Load | 100kg |
| Ball | 800x530x300mm |
| Wheels | Ø100 |

[Læs blot](#)

SKU: 0902003003

Price: from 2.365,00 kr.



85 LITER TUB CART - ROBUST & MOBILE TRANSPORT SOLUTION

Efficient 85 liter trolley with robust plastic tub and mobile construction - perfect for hygienic handling in laundries, healthcare and institutions.

| | |
|----------------|---------------|
| Sizes | 650x500x960mm |
| approx. weight | 14kg |
| Maximum Load | 100kg |
| Wheels | Ø75 |

[Læs blot](#)

SKU: 090200300



CATAFALQUE 2080X700X500-900MM

A JAS catafalque is designed for dignified, safe and stable coffin handling. The 2080x700x500-900mm model combines functional design, high quality and adjustable working height - ideal as both a coffin trolley and a catafalque trolley in professional settings.

| | |
|------------------|---------------------|
| Sizes | 2080x700x500-900mm |
| approx. weight | 150kg |
| Lifting capacity | 275kg |
| Roller rails | 5x Ø60 roller rails |
| Wheels | Ø125 |

[Læs blot](#)

SKU: 1009000002



LIFTING TABLE - 1100X600 MM

Robust lifting table - 1100x600 mm with electric raise/lower function. With a weight of 25 kg and lifting capacity of 50 kg, with Ø75 wheels and 10 mm compact laminate tabletop - ideal for medical and industrial applications.

| | |
|------------------|-----------------------|
| Sizes | 1100x600mm |
| approx. weight | 25kg |
| Lifting capacity | 50kg |
| Battery pack | with controls |
| Table top | 10mm compact laminate |
| Wheels | Ø75 |

[Læs blot](#)

SKU: N/A



STAINLESS STEEL HEIGHT ADJUSTABLE TABLE ON CASTORS - 1500X600 MM - ERG-O-LET 312 - IPX6

| | |
|--------------------------------|---------------------|
| Sizes | 1500x600x700-1000mm |
| approx. weight | 75kg |
| Lifting capacity | 275kg |
| Wheels | Ø125 |
| Suitable for the food industry | ✓ |

[Læs bløð](#)

SKU: 0101312002

Price: from 28.950,00 kr.



STAINLESS STEEL WASTE RACK

Minimum order of 25 pieces.

| | |
|----------------|-------------------|
| Sizes | 440x420x630-900mm |
| approx. weight | |
| Wheels | 4pcs Ø75 w/brakes |

[Læs bløð](#)

SKU: 1804099075

Price: from 1.950,00 kr.



STAINLESS STEEL LIFTING TABLE - 500X600 MM

Compact lifting table - 500x600 mm with electric height adjustment. Ideal as a work table or "toilet table", with robust construction and precise height adjustment in production and assembly.

| | |
|------------------|------------------|
| Sizes | |
| approx. weight | 42kg |
| Lifting capacity | 200kg |
| Lifting columns | 1 DL2 - 500 pcs. |
| Wheels | Ø100 |

[Læs blø](#)

SKU: N/A

TEXTILE INDUSTRY



HANGER RACK ON WHEELS - MODEL 2

This hanging rack on wheels (Model 2) is a mobile and robust solution for hanging clothes in stores, warehouses, showrooms and packing areas. The rack functions as both a garment rack and clothing rack and is ideal when clothes need to be moved frequently between zones, collections or...

| | |
|----------------|-------------------------------------|
| Sizes | 1500x500x1600mm, 2000x500x1600mm |
| approx. weight | 9kg |
| Maximum Load | 100kg. per hanger bar |
| Hanger bar | Ø30 |
| Wheels | Ø100 |

[Læs blot](#)

SKU: 1804003001



HANGER RACK ON WHEELS WITH 2 HANGER RODS - MODEL 4

This hanger rack on wheels with 2 hanger bars (Model 4) is a mobile and high-capacity solution for professional hanging, sorting and internal transportation of clothes. The rack functions as both a clothing rack and a clothes rack, and with two Ø30 hanger rods you get double hanging space...

| | |
|----------------|-------------------------------------|
| Sizes | 1500x500x1600mm, 2000x500x1600mm |
| approx. weight | 10.5kg |
| Maximum Load | 100kg. per hanger bar |
| Hanger bar | 2x Ø30x2 |
| Wheels | Ø100 |

[Læs blot](#)

SKU: 18040030014



HEIGHT-ADJUSTABLE WASTE RACK WITH LID - MODEL 4


Practical waste rack with lid - 440x420x630-900 mm, weight approx. 11 kg and equipped with wheels Ø75 for flexible placement. Ideal for hygienic waste management in production, institutions and warehouses.

| | |
|----------------|-------------------|
| Sizes | 440x420x630-900mm |
| approx. weight | 11kg |
| Maximum Load | 30kg |
| Wheels | Ø75 |
| Low | |

[Læs bløf](#)

SKU: 1804099003-4

Price: from 1.245,00 kr.



GRID RACK - 1500×700×2000 MM

Solid grid stand - 1500×700×2000 mm, weight 45 kg and maximum load 200 kg. Equipped with wheels Ø75 and spot welded mesh 50×50×5 mm - ideal for presentation and visual storage.

| | |
|----------------|-----------------|
| Sizes | 1500x700x2000mm |
| approx. weight | 45kg |
| Maximum Load | 200kg |
| Wheels | Ø75 |

[Læs bløf](#)

SKU: N/A



HANGER RACK WITH REMOVABLE RODS - 2000X500X1900MM

Hanger rack with removable bars - 2000x500x1900 mm. Robust powder-coated steel frame with 3 removable hanger bars $\text{\O}30 \times 2$, wheels $\text{\O}75$, weight 15 kg and max. load 100 kg per hanger bar. Mobile, flexible solution for storage and presentation.

| | |
|----------------|-------------------------------|
| Sizes | 2000x1900x500mm |
| approx. weight | 15kg |
| Maximum Load | 100kg. per hanger bar |
| Hanger bar | 3 pcs. $\text{\O}30 \times 2$ |
| Wheels | $\text{\O}75$ |

[Læs bløf](#)

SKU: 1804003003



HANGER RACK WITH 3 HANGER BARS - 2000X1900X500MM

Hanger rack with 3 hanger bars - 2000x1900x500 mm. Robust construction in powder-coated steel, weight 25 kg, wheels $\text{\O}75$ and load 100 kg per hanger bar. Ideal for maximum hanging capacity in wardrobes, storage or event areas.

| | |
|----------------|-------------------------------|
| Sizes | 2000x1900x500mm |
| approx. weight | 25kg |
| Maximum Load | 100kg. per hanger bar |
| Hanger bar | 3 pcs. $\text{\O}30 \times 2$ |
| Wheels | $\text{\O}75$ |

[Læs bløf](#)

SKU: 1804003002



ERGONOMIC TEXTILE CART - 600X390X770-1070MM

Ergonomic textile trolley in solid steel construction with grid design and open sides. The trolley has smooth-running Tente wheels Ø125, providing high stability and easy maneuverability in packaging, textile and production environments.

| | |
|----------------|--------------------|
| Sizes | 600x390x770-1070mm |
| approx. weight | 10kg |
| Maximum Load | 75kg |
| Bottom shelf | 150mm from floor |
| Top shelf | 470mm from floor |
| Wheels | Ø75 |

[Læs blø](#)

SKU: N/A



TEXTILE TROLLEY SMALL

Product description:

Introducing our efficient Small Textile Cart with Countertop, a practical and stylish solution for sorting clothes in a wide range of environments. With a focus on functionality and durability, this trolley is designed to optimize the laundry sorting process and bring order...

| | |
|----------------|---------------------|
| Sizes | 470x390x900mm |
| approx. weight | 20kg |
| Maximum Load | 100kg |
| Shelf plate | 18mm laminate board |
| Wheels | Ø75 |

[Læs blø](#)

SKU: N/A



85 LITER TUB CART - ROBUST & MOBILE TRANSPORT SOLUTION

Efficient 85 liter trolley with robust plastic tub and mobile construction - perfect for hygienic handling in laundries, healthcare and institutions.

| | |
|----------------|---------------|
| Sizes | 650x500x960mm |
| approx. weight | 14kg |
| Maximum Load | 100kg |
| Wheels | Ø75 |

[Læs blø](#)

SKU: 090200300



BASKET TROLLEY WITH 15 BASKETS - 1440X600X1750MM

Slim basket trolley for sorting clothes with spacious baskets and mobile construction. The trolley's steel frame and Ø75 wheels ensure easy movement and convenient sorting in production and laundry.

| | |
|----------------|-----------------|
| Sizes | 1440x600x1750mm |
| approx. weight | 75kg |
| Maximum Load | 200kg |
| Curves | 15pcs. |
| Wheels | Ø100 |

[Læs blø](#)

SKU: S110200

TRANSPORTATION



MESH CAGE WITH FOLDABLE SIDE - 900X1200MM

Practical grid cage with foldable side - 900x1200 mm, made of robust steel and ideal as a transport cage, waste cage or sorting cage. Perfect for efficient and safe handling in production, storage and recycling.

| | |
|----------------|------------|
| Sizes | 900x1200mm |
| approx. weight | 160kg |
| Maximum Load | 480kg |
| Foldable | Shelf |
| Wheels | Ø125 |

[Læs bløf](#)

SKU: 2095310010

Price: from 14.845,00 kr.



SMALL MESH CAGE - 900X1200MM

Compact small mesh cage - 900x1200 mm with robust steel frame, dead weight 112 kg and maximum load 480 kg. Ideal as a mesh cage, transport cage or waste cage in warehouses and logistics.

| | |
|----------------|------------|
| Sizes | 900x1200mm |
| approx. weight | 112kg |
| Maximum Load | 480kg |

[Læs bløf](#)

SKU: N/A



GAS CAGE - 1310X1220X1950 MM

Stable gas cage - 1310x1220x1950 mm designed for safe transportation of gas cylinders. Holds up to 32 10 kg gas cylinders, ideal for industrial use, storage and transportation.

| | |
|----------------|------------------|
| Sizes | 1310x1220x1950mm |
| approx. weight | 210kg |
| Maximum Load | 1000kg |
| Aluminum boom | 2 |

[Læs blot](#)

SKU: N/A



TRANSPORT CAGE 1300X1220X840MM

This 1300x1220x840 mm transport cage is designed for safe, structured and efficient handling of gas cylinders and other heavy materials in industry, warehouses and logistics. The cage is dimensioned for 11 kg gas cylinders and can hold up to 16 cylinders at a time. The construction is made of...

| | |
|----------------|---|
| Sizes | 1300x1220x840mm |
| approx. weight | 75kg |
| Maximum Load | 1000kg |
| Stabling | Designed to be stackable and stable during transportation |

[Læs blot](#)

SKU: N/A



ROLL CONTAINER WITH FOLD-DOWN FRONT - FLEXIBLE STORAGE SOLUTION

Robust roll container with fold-down front - mobile and efficient storage solution that ensures easy access, fast operation and safe transportation.

| | |
|----------------|-----------------|
| Sizes | 1200x600x1400mm |
| approx. weight | 55kg |
| Maximum Load | 200kg |
| Wheels | Ø100 |
| Base plate | 16mm melamine |
| Foldable | Front |

[Læs blø](#)

SKU: 1903003001

Price: from 6.175,00 kr.



2-COMPARTMENT ROLL CONTAINER - FLEXIBLE AND MANAGEABLE STORAGE

Clear 2-compartment roll container with no door - ideal for warehousing, logistics or production. Available in any RAL color and custom sizes.

| | |
|----------------|-----------------|
| Sizes | 1200x800x1750mm |
| approx. weight | 75kg |
| Maximum Load | 300kg |
| Wheels | Ø160 |

[Læs blø](#)

SKU: N/A



HIGH ROLL CONTAINER - ROBUST AND TALL STORAGE SOLUTION

Heavy duty tall roll container with drop down door and high height. Ideal for high volume and robust storage. Available in any RAL colour and special dimensions.

| | |
|----------------|----------------------------------|
| Sizes | 1200x600x1850mm |
| approx. weight | 65kg |
| Maximum Load | 200kg |
| Base plate | 15 mm birch plywood film/film |
| Wheels | Ø160 |

[Læs blø](#)

SKU: N/A



STAND FOR SAFETY HELMETS - WITH WALL MOUNT - 250X230X1200 MM

| | |
|----------------|----------------|
| Sizes | 250x230x1200mm |
| approx. weight | |
| Maximum Load | 100kg |
| Base plate | Steel plate |

[Læs blø](#)

SKU: 1802000001

Price: from 2.875,00 kr.



DOUBLE-SIDED SHEET METAL TROLLEY - 1270X800X1200MM

Robust double-sided sheet metal trolley - designed for safe transportation of sheets with access from both sides, ideal for space-saving work and flexible handling.

| | |
|----------------|-----------------|
| Sizes | 1270x800x1200mm |
| approx. weight | 90kg |
| Maximum Load | 500kg |
| Wheels | Ø160 |

[Læs bløf](#)

SKU: 2041020003

Price: from 9.745,00 kr.



LARGE SHEET METAL TROLLEY - 2000X800X1200 MM

Robust large sheet metal trolley - 2000x800x1200 mm in heavy-duty steel for safe transportation of large sheets and items. The trolley has Ø160 wheels, a weight of approx. 180 kg and a maximum load of 400 kg, providing stable and efficient material handling in both production and storage.

| | |
|----------------|-----------------|
| Sizes | 2000x800x1200mm |
| approx. weight | 180kg |
| Maximum Load | 400kg |
| Wheels | Ø160 |

[Læs bløf](#)

SKU: N/A



CART FOR CARDBOARD - 600X400X940MM

Functional cardboard cart - ideal for internal transportation and handling of cardboard packaging in production and warehouses. Robust steel construction with Ø125 wheels ensures easy maneuverability and high stability, even with heavy loads.

| | |
|----------------|---------------|
| Sizes | 600x400x940mm |
| approx. weight | 20kg |
| Maximum Load | 200kg |
| Wheels | Ø100 |

[Læs blot](#)

SKU: N/A



PICKING CART WITH 9 COMPARTMENTS - 1080X450X1400 MM

Robust picking cart with 9 compartments - 1080x450x1400 mm, designed for efficient and structured picking and transportation tasks. The weight is 50 kg, max load 150 kg and it has Ø100 wheels for easy maneuvering.

| | |
|----------------|----------------------------------|
| Sizes | 1080x450x1400mm |
| approx. weight | 50kg |
| Maximum Load | 150kg |
| Base plate | 15 mm birch plywood film/film |
| Wheels | Ø100 |

[Læs blot](#)

SKU: N/A



LOADER WAGON - 1200X600X400MM

Heavy-duty trolley - 1200x600x400mm with 15 mm birch plywood platform and comfortable Ø260 pneumatic wheels. The trolley weighs approx. 40 kg and can handle a load of up to 500 kg - ideal for internal transportation of heavy items.

| | |
|----------------|----------------------------------|
| Sizes | 1200x600x400mm |
| approx. weight | 40kg |
| Maximum Load | 500kg |
| Base plate | 15 mm birch plywood film/film |
| Wheels | Ø260 |

[Læs blot](#)

SKU: N/A



LARGE ROLL CONTAINER - HIGH CAPACITY AND HEAVY-DUTY CONSTRUCTION

Heavy-duty large roll container - designed with large capacity for warehouse or logistics with volume and durability requirements. Available in optional RAL colors and custom sizes.

| | |
|----------------|-----------------|
| Sizes | 1200x600x1850mm |
| approx. weight | 100kg |
| Maximum Load | 300kg |
| Wheels | Ø125 |

[Læs blot](#)

SKU: N/A




OPEN-FRONT ROLL CONTAINER - FLEXIBLE TRANSPORTATION

Robust roll container with open front - ideal solution for easy access, transportation and efficient inventory management.

| | |
|----------------|-------------------------------|
| Sizes | 700x1200x1600mm |
| approx. weight | 85kg |
| Base plate | 15 mm birch plywood film/film |
| Wheels | Ø100 |

[Læs blot](#)

SKU: N/A



PALLET TRUCK

Introducing our Pallet Truck 1200x870 Special - a durable and reliable solution designed specifically for efficient pallet picking in pallet racking.

Product specifications:

- Durable steel construction: Solid design to withstand the strain of daily pallet picking.
- Size: Optimal size of...

[Læs blot](#)

SKU: N/A



SMALL ROLL CONTAINER - MOBILE AND COMPACT STORAGE SOLUTION

Compact small roll container with wheels - ideal for small goods and efficient storage in warehouses and production. Available in any RAL color and custom dimensions.

| | |
|----------------|---------------|
| Sizes | 320x320x680mm |
| approx. weight | 15kg |
| Maximum Load | 100kg |
| Wheels | Ø50 |

[Læs mere](#)

SKU: N/A

INDEX

1

1-step stepladder with hanger handle 260, 337

2

2-compartment roll container - flexible and manageable storage 167, 174, 326, 351, 380

2-sided Screen wall on wheels - 1800x2000mm 126, 144

20x3 flat steel S275JR 301

20x6 flat steel S275JR 304

25x25x2 square tube steel profile pipe - EN10305-5 279

3

30x20x1.5 square tube precision steel tube 282, 285

30x30 Pipe leg B44-3030 Plastic plug black 272

30x30 Pipe leg plastic plug black B44 dupsko 310

30x30x1.5 square tube precision steel tube 280

30x30x2 square tube precision steel tube 273

30x30x2 square tube steel profile tube 282

30x30x3 square tube hollow profile cold formed 275

30x50x3 square tube hollow profile cold formed 277

30x6 flat steel S275JR 293

4

40x20x1.5 square tube precision steel tube 304

40x40x2 square tube precision steel tube EN10305 307

5

50x30 1 Pipe leg plastic plug black B46 dupsko 277

50x30x2 square tube precision steel tube 290

50x50x1.5 square tube precision steel tube decapped 296

8

80x6 flat steel S275JR 287

85 Liter Tub Cart - Robust & Mobile Transport Solution 81, 98, 367, 376

A

A-frame on wheels - 1500x1100x2050mm 13, 125, 137, 318, 352

A-frame with overhang - 1500x1100x2050 mm 130, 138, 319, 329

A-frame with removable shelves - 2000x800x2050mm 125, 137, 318, 327

Aluminum rail guide for raise/lower - left 218, 228

B

B100000 bottom shelf 1600x750x18 290

B100000 worktop 1600x800x24 light gray 288

Back bar gray - 1446x25x50x2 mm R7004 192, 247

Balance block for C-profile 0.6-1.5 kg 188, 240

Base plate stainless steel 1.5x606x856mm laser cut 297

Basket trolley with 15 baskets - 1440x600x1750mm 89, 119, 376

Battery 12V/97A MK1297 Gel 189

Battery cable 200 mm 2 pole connector Linak 202
Battery cable 200 Plug with 2-pin connector Linak 206
Battery picking cart - 1220x600x1050 mm 78, 113, 331
Birch plywood Wire/film 2500x1250x15mm carriage base plate 284
Bluetooth operation 196
Branch rack on wheels - 1000x600x1500mm 129, 154
Branch rack on wheels - 1300x950x1700 mm 129, 154, 354

C

C-profile rail suspension rail 1990 mm R7004 208, 244
Cable trolley with base plate 90, 100, 323
Cart for cardboard - 600x400x940mm 83, 106, 334, 383
Cat for C-profile 22mm - double wheel 193, 248
Cat for C-profile 22mm - single wheel 195, 249
Catafalque 2080x700x500-900mm 88, 102, 368
Catafalque apron 2080x700 305
Clip holder for paper - for whiteboard 202, 241
Clothes hanger stand on leveling shoe with 2 hanger bars - Model 3 8, 25, 122, 150
Control box Linak CBD6S 2 channels 200W 191, 227
Control BP 10TV Linak Bluetooth w/2 references 200
Control for Linak 1 ref. w/memory 204, 225
Control for Linak up/down 2 ref. u/memory 217
Control for Linak up/down DPF1K00 185, 220
Control for Linak up/down waterproof TP1 185, 220
Curved bracket in 10mm plate 314
Curved support plate for rollstand 281
Curved U-profile for rollstand 279
Cut bracket plate in 10mm 298

D

Detail for package stand 5x20mm 276
Device C13 plug w/ 2 m cord 230V power cable Linak 197, 224
DL20184 Linak actuator DL2XXCA00500655 186, 221
DL20370-00 Linak actuator DL27XCA00350505 211, 223
Double cabinet with hinged doors 260, 344
Double-sided sheet metal trolley - 1270x800x1200mm 82, 110, 382
Drawer section 3x100mm top hung 298

E

Edge strip black, clamping width of 1-2mm 293
Erg-O-Lift 300 - Dual Vip 42, 65, 267, 321
Erg-O-Lift 300 - Flex 42, 66, 257, 268, 321
Erg-O-Lift 300 - Tilt & Castors - 1800x1000 mm 292
Ergonomic Lift Table Erg-O-Lift 300 Single | Electric assembly table 40, 69, 266, 356
Ergonomic Textile Cart - 600x390x770-1070mm 80, 118, 375
Extraction table on wheels - 2500x800x900 mm 36, 75, 325, 348
Extraction table with height adjustment - Erg-O-Lift 300 35, 75, 348

F

Fee 311
Folder holder - 320x145x250 mm gray R7004 203, 242
Furniture trolley with buckles - safe and robust transportation 83, 94, 333

G

Gas cage - 1310x1220x1950 mm 166, 179, 379

Grid rack - 1500x700x2000 mm 130, 146, 373

H

Hand grip M8x30 Adjustable black 274

Hand grip M8x30 black 287

Hanger rack for drums - 1000x750x1065mm 134, 152, 339

Hanger rack on wheels - Model 2 7, 24, 121, 149, 372

Hanger rack on wheels with 2 hanger rods - Model 4 8, 25, 122, 150, 372

Hanger rack with 3 hanger bars - 2000x1900x500mm 131, 151, 329, 374

Hanger rack with removable rods - 2000x500x1900mm 131, 151, 374

Hanger stand on leveling shoe - Model 1 7, 24, 121, 149

Height adjustable table - 1200x600mm - Duo-Let 3070 38, 56, 265, 353

Height adjustable table - Duo-Let 3070 38, 56

Height adjustable table - Duo-let 3070 - Model 1 3, 17, 29, 52

Height adjustable table - Duo-let 3070 - model 1 309

Height adjustable table - Erg-O-Lift 300 - Model 1 34, 54

Height adjustable table - Erg-O-Lite 14, 22, 39, 57, 355

Height adjustable table with drawer - Duo-Let 3070 37, 55

Height adjustable table with superstructure and drawer - Duo-Let 3070 37, 55

Height adjustable table with tilt function - 1800x1000 mm - Erg-O-Let 312 43, 67, 322

Height adjustable table with tilt function - 2100x1000 mm - Erg-O-Lift 300 41, 65, 267, 320, 330, 357

Height adjustable table with tilt function - 4000x750mm - Erg-O-Lift 300 41, 64, 320

Height adjustable table with tilt function - 900x600mm - Duo-Let 3070 40, 64, 355

Height adjustable table with tilt function - Erg-O-Let 312 - 1000x600mm 39, 63, 266

Height adjustable table with tilt function - Erg-O-Lift 300 - 2100x1560mm 35, 63, 317

Height adjustable table with wheels - 2400x750 mm - Erg-O-Let 310 44, 57, 268, 331

Height-adjustable rolling table - 600x500mm 161, 337, 359

Height-adjustable waste rack - Model 1 11, 123, 140

Height-adjustable waste rack - Model 2 11, 123, 140

Height-adjustable waste rack with lid - Model 3 12, 124, 141

Height-adjustable waste rack with lid - Model 4 12, 124, 141, 350, 373

High roll container - robust and tall storage solution 168, 175, 381

Hinge lock - Tongue 45x16x8 mm 208, 246

Holder for up/down operation Linak 90gr 283

K

Keg cart 89, 95, 339

Keyboard and monitor holder with arm - for back column 187, 239

Keyboard holder with arm - for back column 215, 245

Knuckle shelf stainless steel 1.5mm laser cut 291

L

LA31 250mm 12V Linak actuator 198, 229

LA31 300mm 12V Linak actuator 207, 222

LA31 400mm 12V Linak actuator vip 209, 222

LA31 450mm 12V Linak actuator leg 204, 230

Large roll container - high capacity and heavy-duty construction 169, 176, 384

Large sheet metal trolley - 2000x800x1200 mm 82, 110, 332, 357, 382

Lift table with tilt - Lift-O-Let 120 Special | Ergonomics & Adjustable Design 45, 70, 269, 362

Lifting platform - Lift-O-Let 390 | Robust & Ergonomic 48, 71, 254, 364

Lifting table - 1100x600 mm 44, 69, 270, 368
Linak actuator DL12 column 186, 221
Linak Bluetooth dongle 214, 223
Linak Lithium battery 2.15Ah/52Wh 24V DC 193, 224
Linak Lithium battery 2.85 Ah 25.3-25.7V DC 205, 227
Loader wagon - 1200x600x400mm 86, 104, 384
Loose wheel Ø100 blue TPU 216
Loose wheel Ø125/Ø8 gray TPE 191
Lowering table with superstructure - Duo-Let 3070 - Model 2 3, 17, 29, 52
Lowering table with superstructure - Duo-Let 3070 - Model 3 4, 18, 30, 53
Lowering table with superstructure - Duo-Let 3070 - Model 4 4, 18, 30, 53
Lowering table with superstructure - Erg-O-Lift 300 - Model 2 34, 54

M

Machine shoe Ø55 black 33-D55M10x30 1 283
Mesh cage with foldable side - 900x1200mm 165, 172, 378
Miscellaneous purchased item 307
Monitor holder with arm - for back column 217, 245
Motor cable 0.2m Linak 207, 228
Motor cable 0.5m Linak 216, 226
Motor cable 1.0m Linak 194, 229
Motor cable 1.55m Linak 213, 226
Mounting bracket - Suspension arm for C-profile 199, 241
Mounting bracket for lifting column Linak DL2 312
Mounting kit M8 w/spring for rear column 197, 250
Mounting plate for remote control w/magnet Linak 295
Multifunctional ear tag cart 311

N

Network cable 0.3m 8 pole RJ45 Linak 199, 225

O

Open-front roll container - flexible transportation 169, 176, 385
Open-sided roll container - flexible and easily accessible 168, 175, 327

P

Packing rack on wheels - 600x500mm 134, 158, 342
Packing station - 500x500mm 133, 158, 258, 336
Packing table frame - robust and mobile workstation 47, 73, 341
Packing table on wheels - flexible and robust work table 46, 73, 269, 340
Pallet truck 343, 346, 361, 385
Panel lift - 2100x1850mm - Erg-O-Lift 300 259
Parcel trolley with grid - robust and safe transportation 84, 106, 334
Pen holder - set 205, 243
Perforated sheet 9x9mm holes 7% air 280
Picking box 250x148x130 (DxWxH) gray 181, 237
Picking box 300x115x100 (DxWxH) blue 203, 242
Picking box 300x230x150 (DxWxH) gray 206, 243
Picking cart with 6 compartments - 760x450x1400 mm 85, 115, 336
Picking cart with 9 compartments - 1080x450x1400 mm 85, 115, 335, 383
Picking trolley with 4 shelves - 1270x660x1700 mm 87, 116
Picking trolley with battery - 960x650 mm 78, 113
Picking trolley with height adjustment - 950x500x1300 mm 79, 114, 258, 366

Picking trolley with springs - 850x450x800 mm 90, 116, 338
Plate 20mm 600x110mm 284, 291
Plate 20mm 600x310mm 289
Plate 2mm 555x325mm 278
Plate 3mm 555x465 273
Plate 5mm 75x75mm support 286
Plate for position stop 302
Plate for tilt with holes 5mm 301
Plate in 10mm. 103x270mm 295
Plate trolley with rollers - 1200x800x442mm 86, 111, 359
Plug Ø36xM16-25 steel 235 oversize 213, 303
POM roll with ball bearing 308, 313
Positioning bolt without stop M12x1.5 thread 288
Profile tube 25x25x1.5 stainless brushed 276
Push trolley with push bar - robust and mobile transportation 81, 98, 367

R

Raise-lower table with tilt function - Erg-O-Lift 300 - 2130x1560mm 43, 66, 322
Reinforcement for pos stop 5x20mm 299
Roll container with fold-down front - flexible storage solution 167, 174, 380
Rolling table with 2 shelves - 080R11 - Model 1 10, 27, 160, 325, 350
Rolling table with 3 shelves - 1000x500x1000mm - 088R20 14, 161, 333, 358
Rolling table with high wobble edge - felt covered 163, 344
Rolling table with loop edge - 089R21S 15, 162, 343, 360
Rolling table with push bar - 080R11 - Model 2 10, 160, 326, 349
Rolling table with wobble edge - 084R15 162, 342, 360
Rollstand complete - 1350 mm core 305
Rollstand Flex 132, 146, 257, 330
Rollstand Flex Single 132, 147, 356
Round steel Ø8 stainless cold drawn ground 274
Rubber stopper - Ø22x7 - black 210, 246

S

Shaft Ø25 x 132mm 294
Shelving trolley with 3 shelves - 1200x600x1450mm 87, 94
Sit-to-stand table with tilt function - Erg-O-Let 310 - Model 1 5, 19, 31, 60
Sit-to-stand table with tilt function - Erg-O-Let 310 - Model 2 5, 19, 31, 60, 316
Sit-to-stand table with tilt function - Erg-O-Let 310 - Model 3 6, 20, 32, 61
Sit-to-stand table with tilt function - Erg-O-Let 310 - Model 4 6, 20, 32, 61
Sit-to-stand table with tilt function - Erg-O-Lift 300 - Model 1 9, 21, 33, 62, 265, 316
Sit-to-stand table with tilt function - Erg-O-Lift 300 - Model 2 9, 21, 33, 62, 317
Small extraction table - 650x450x900 mm 36, 76, 349
Small mesh cage - 900x1200mm 165, 172, 351, 378
Small picking cart - 650x500x960 mm 79, 114, 332
Small roll container - mobile and compact storage solution 170, 177, 386
Stackable reversible box 60x40x32cm 212
Stainless Ear Tag Trolley - 1050x600x900mm 91, 96, 253, 262
Stainless steel height adjustable table - Erg-O-Let 310 - 1600x700 mm 45, 58, 252
Stainless steel height adjustable table on castors - 1500x600 mm - Erg-O-Let 312 - IPX6 47, 58, 252, 369
Stainless steel height-adjustable monitor holder - Ceiling mounting 255, 263
Stainless steel hinge bracket for shelf. 165x305mm. Shelf boy 314
Stainless Steel Lifting Table - 500x600 mm 48, 70, 254, 370

Stainless steel plate 1.5x1000x2000mm 312
Stainless steel plate 3x1000x2000mm 306
Stainless steel plug for Tape/Liner Stand 299
Stainless steel plug for Tape/Liner stand 302
Stainless steel profile guide 1.5x25x25x600mm 309
Stainless steel profile guide 1.5x25x25x608mm 303
Stainless steel profile guide 1.5x25x50x100mm 300
Stainless steel roller table with push bar - 600x400mm 300
Stainless steel waste rack 135, 142, 253, 369
Stair module / Ladder KIEFEL KMD 261, 341
Stand for retractor 133, 147, 261, 340
Stand for safety helmets - 2 sections - 780x470x1600mm 128, 145, 328
Stand for safety helmets - with wall mount - 250x230x1200 mm 128, 145, 354, 366, 381
Steel shelf 670x300 mm R7004 196, 249
Steel shelf 900x300 mm R7004 194, 248
Steel shelf gray R7004 670x210 mm with end plates 212, 244
Steel shelf gray R7004 900x210 mm with end plates 182, 238
Storage rack for large items - efficient and space-saving solution 127, 156, 352
Storage rack on wheels - 1250x800x1700 mm 127, 156, 328, 353
Storage rack with 4 shelves - 900x555x1500mm 91, 107, 338, 362
Storage trolley - 1015x660x1700mm - U100 88, 108
Storage trolley with adjustable shelf - robust and flexible solution 84, 107, 335, 358
Studded wheels Ø125 directional/total brake 2044UAP125R36-32S30 2xM6 200
Suspension arm 700 mm R7004 187, 239
Suspension rail 670 mm R7004 190, 247
Suspension rail 900 mm R7004 182, 238
Swivel head M10x60 D10 B10 289

T

Tape / Liner stand 296
Tent wheels Ø100 UER 100x34-Ø12 - loose 215, 234
Tent wheels Ø100 w/brakes 2477PJP100P30-11 189
Tent wheels Ø160 fixed 3478UFP160P63 306
Tent wheels Ø160 w/brakes 3470UFP160P63 192, 235
Tent wheels Ø160 w/brakes 3477UFP160P63 184, 233
Tent wheels Ø200 fixed 3478UFP200P63 218, 234
Tent wheels Ø200 w/brakes 3477ITP200P63 210
Tent Ø82 Novatech ETP 082x76-Ø20 HL83 wheels 211
Tente wheels Ø125 w/brakes 3470PVR125P62 195
Tente wheels Ø200 w/brakes 3470ITP200P63 214
Tente wheels Ø200 w/brakes 3470UFP200P63 190, 235
Tente wheels Ø50 w/brake 2475PI050P30-11 center mounted 184, 233
Textile trolley - Large model 278
Textile trolley Small 80, 118, 375
Textile trolley with fold-down handle 292
Threaded rod M6x1000 Stainless A2 286
Threaded stud 20x20mm M8 thread 297
Tool board 480x670 mm R7024 181, 237
Tool board 480x900 mm R7024 198, 250
Tool board hook set 24 pieces 188, 240
Tool board on wheels 13, 126, 144, 319
Tool trolley with lifting bench - 1000x750x975-1675mm 92, 95, 262, 363
Top plate shelf stainless steel 1.5mm (consists of 2 parts) 294

Transport cage 275
Transport cage 1300x1220x840mm 166, 179, 379
Tub 85 liters white 80x55x33cm 313

U

Unwinder Frame 259, 361

W

Washer with holes Ø130x5mm 281
Wheel Ø100 w/brake and mounting plate 209
Wire mesh Ø4 mesh c/c 50mm welded black steel 1500x3000 272
Workbench / QA station 46, 50, 363
Worktop 1200x650x18 w/ABS edge light gray 310
Worktop 3000x1200x18 w/ABS edge light gray 285

Ø

Ø150 - Swivel PNP (soft wheel) - Tente 2477 183, 232
Ø150 - Swivel PNP w/brakes (soft wheels) - Tente 2470 183, 232
Ø60x2 Precision welded steel pipe 308