



# TABLE OF CONTENTS

|                                     |     |
|-------------------------------------|-----|
| <b>Cabinets</b> .....               | 3   |
| <b>Standard Products</b> .....      | 6   |
| Workbenches .....                   | 7   |
| Clothes hangers .....               | 14  |
| Carts .....                         | 17  |
| <b>Tables</b> .....                 | 20  |
| Workstations .....                  | 21  |
| Height adjustable tables .....      | 23  |
| Height adjustable workbenches ..... | 31  |
| Lifting Tables .....                | 40  |
| Packing tables .....                | 44  |
| Extraction tables .....             | 46  |
| <b>Trolleys</b> .....               | 49  |
| Other trolleys .....                | 50  |
| Bellows trolleys .....              | 54  |
| Cable trolleys .....                | 56  |
| Loader wagons .....                 | 58  |
| Storage trolleys .....              | 60  |
| Plate trolleys .....                | 65  |
| Picking trolleys .....              | 68  |
| Textile trolleys .....              | 73  |
| <b>Racks</b> .....                  | 76  |
| A-frames .....                      | 77  |
| Litter bins .....                   | 80  |
| Other stands .....                  | 84  |
| Hanger racks .....                  | 89  |
| Branch racks .....                  | 94  |
| Storage racks .....                 | 96  |
| Packing racks .....                 | 98  |
| <b>Rolling tables</b> .....         | 100 |
| <b>Cages</b> .....                  | 105 |
| Mesh cages .....                    | 106 |
| Roll containers .....               | 108 |
| Transport cages .....               | 113 |

|   |     |
|---|-----|
| <b>Accessories</b> .....                      | 115 |
| Linak Accessories .....                       | 116 |
| TENTE Wheels .....                            | 129 |
| Accessories for height adjustable table ..... | 134 |
| <b>Stainless steel</b> .....                  | 149 |
| <b>Special Products</b> .....                 | 154 |
| <b>ESD Products</b> .....                     | 162 |
| <b>Undefined-en</b> .....                     | 169 |
| <b>Switchboard installation</b> .....         | 213 |
| <b>Warehouse &amp; Logistics</b> .....        | 224 |
| <b>Stock items</b> .....                      | 246 |
| <b>Production &amp; Assembly</b> .....        | 248 |
| <b>Healthcare sector</b> .....                | 266 |
| <b>Textile industry</b> .....                 | 272 |
| <b>Transportation</b> .....                   | 278 |



## CABINETS




## INDUSTRIAL COFFEE CABINET - 440X650X945 MM

|                      |   |
|----------------------|---|
| Sizes                | 440x650x945mm   |
| approx. weight       | 25kg  |
| Lås                  | for handle  |
| Hjul eller Stillesko | 4 adjustable leveling feet, 4 pcs. Ø75 TENTE Wheel                            |
| Table top            | Black compact laminate - 670x600 mm, Stainless - 670x600 mm, Without tabletop |

[Read more](#)

**SKU:** 1200000143



## MODULAR WORKSTATION

[Read more](#)

**SKU:** 0106000002



## INDUSTRIAL COFFEE CABINET - 860X560X850 MM

|                      |   |
|----------------------|---|
| Sizes                | 860x560x850mm   |
| Lås                  | 2 pcs. - for both doors   |
| Hjul eller Stillesko | 4 adjustable leveling feet, 4 pcs. Ø75 TENTE Wheel                                  |
| Table top            | Black Compact laminate - 900x600x16 mm, Stainless - 900x600x30 mm, Without tabletop |

[Read more](#)

**SKU:** 120000108



## CABINET TROLLEY - 1230X630X1250 MM

|              |   |
|--------------|---|
| Sizes        | 1230x630x1250mm   |
| Maximum Load | 300kg   |
| Wheels       | Ø160 - 2 fixed, 2 swivel - non-marking gray rubber for handle |
| Lås          |   |
| Shelves      | 1 removable middle shelf                                      |

[Read more](#)

**SKU:** 0308003004

**Price:** from 2.580,50 €



## STANDARD PRODUCTS

# WORKBENCHES

## HEIGHT ADJUSTABLE TABLE - DUO-LET 3070 - MODEL 1



|                  |  |
|------------------|--|
| Sizes            | 1600x800mm,<br>1800x800mm,<br>2000x800mm                             |
| approx. weight   | 50kg   |
| Lifting capacity | 200kg  |
| Table top        | 15 mm birch plywood<br>film/film, 18 mm Melamine<br>board (ABS edge) |
| Lifting columns  | 2 pcs DL6 - 650 slg.   |

[Read more](#)

**SKU:** 0101305005

## LOWERING TABLE WITH SUPERSTRUCTURE - DUO- LET 3070 - MODEL 2



|                  |  |
|------------------|--|
| Sizes            | 1600x800mm,<br>1800x800mm,<br>2000x800mm                             |
| approx. weight   | 70kg   |
| Lifting capacity | 400kg  |
| Lifting columns  | 4 pcs DL6 - 650 slg.   |
| Table top        | 15 mm birch plywood<br>film/film, 18 mm Melamine<br>board (ABS edge) |

[Read more](#)

**SKU:** 0101305003-2



## LOWERING TABLE WITH SUPERSTRUCTURE - DUO- LET 3070 - MODEL 3

|                  |  |
|------------------|--|
| Sizes            | 1600x800mm,<br>1800x800mm,<br>2000x800mm                             |
| approx. weight   | 75kg   |
| Lifting capacity | 400kg  |
| Table top        | 15 mm birch plywood<br>film/film, 18 mm Melamine<br>board (ABS edge) |
| Lifting columns  | 4 pcs DL6 - 650 slg.   |

[Read more](#)

**SKU:** 0101305003-3



## LOWERING TABLE WITH SUPERSTRUCTURE - DUO- LET 3070 - MODEL 4

|                  |  |
|------------------|--|
| Sizes            | 1600x800mm,<br>1800x800mm,<br>2000x800mm                             |
| approx. weight   | 100kg  |
| Lifting capacity | 400kg  |
| Lifting columns  | 4 pcs DL6 - 650 slg.   |
| Table top        | 15 mm birch plywood<br>film/film, 18 mm Melamine<br>board (ABS edge) |

[Read more](#)

**SKU:** 0101305003-4

## SIT-TO-STAND TABLE WITH TILT FUNCTION - ERG-O-LET 310 - MODEL 1



|                          |  |
|--------------------------|--|
| Sizes                    | 1600x800mm,<br>1800x800mm,<br>2000x800mm                             |
| approx. weight           | 105kg  |
| Lifting capacity         | 400kg  |
| Lifting columns          | 2 pcs. LA31 – 450 slg. 1 pcs.<br>tilt actuator 400 slg.              |
| Vip function             | up to 80°  |
| Front edge               | 50 mm above frame –<br>Bolted, removable.                            |
| Table top                | 15 mm birch plywood<br>film/film, 18 mm Melamine<br>board (ABS edge) |
| Maximum tilting capacity | 200 kg. per tilt actuator  |

[Read more](#)

**SKU:** 104310003-1

## SIT-TO-STAND TABLE WITH TILT FUNCTION - ERG-O-LET 310 - MODEL 2



|                          |  |
|--------------------------|--|
| Sizes                    | 1600x800mm,<br>1800x800mm,<br>2000x800mm                             |
| approx. weight           | 110kg  |
| Lifting capacity         | 400kg  |
| Table top                | 15 mm birch plywood<br>film/film, 18 mm Melamine<br>board (ABS edge) |
| Vip function             | up to 80°  |
| Lifting columns          | 2 pcs. LA31 – 450 slg. 1 pcs.<br>tilt actuator 400 slg.              |
| Front edge               | 50 mm above frame –<br>Bolted, removable.                            |
| Wheels                   | Ø75  |
| Maximum tilting capacity | 200 kg. per actuator   |

[Read more](#)

**SKU:** 104310003-2

## SIT-TO-STAND TABLE WITH TILT FUNCTION - ERG-O-LET 310 - MODEL 3



|                          |  |
|--------------------------|--|
| Sizes                    | 1600x800mm,<br>1800x800mm,<br>2000x800mm                             |
| approx. weight           | 112kg  |
| Lifting capacity         | 400kg  |
| Lifting columns          | 2 pcs. LA31 – 450 slg. 1 pcs.<br>tilt actuator 400 slg.              |
| Wheels                   | Ø75  |
| Table top                | 15 mm birch plywood<br>film/film, 18 mm Melamine<br>board (ABS edge) |
| Front edge               | 50 mm above frame –<br>Bolted, removable.                            |
| Maximum tilting capacity | 200 kg. per tilt actuator  |

[Read more](#)

**SKU:** 104310003-3

## SIT-TO-STAND TABLE WITH TILT FUNCTION - ERG-O-LET 310 - MODEL 4



|                          |  |
|--------------------------|--|
| Sizes                    | 1600x800mm,<br>1800x800mm,<br>2000x800mm                             |
| approx. weight           | 120kg  |
| Lifting capacity         | 400kg  |
| Lifting columns          | 2 pcs. LA31 – 450 slg. 1 pcs.<br>tilt actuator 400 slg.              |
| Vip function             | up to 80°  |
| Front edge               | 50 mm above frame –<br>Bolted, removable.                            |
| Wheels                   | Ø75  |
| Table top                | 15 mm birch plywood<br>film/film, 18 mm Melamine<br>board (ABS edge) |
| Cable holder overhang    | 2x400mm  |
| Surface-mounted frame    | for superstructure   |
| Maximum tilting capacity | 200 kg. per tilt actuator  |

[Read more](#)

**SKU:** 104310003-4



## SIT-TO-STAND TABLE WITH TILT FUNCTION - ERG-O-LIFT 300 - MODEL 1

|                          |  |
|--------------------------|--|
| Sizes                    | 1600x800mm,<br>1800x800mm,<br>2000x800mm                             |
| approx. weight           | 125kg  |
| Lifting capacity         | 400kg  |
| Table top                | 15 mm birch plywood<br>film/film, 18 mm Melamine<br>board (ABS edge) |
| Maximum tilting capacity | 200 kg. per tilt actuator<br>up to 80°                               |
| Vip function             | 2 DL2 – 500 slg<br>(raise/lower), 2 LA31 – 400<br>slg.               |
| Lifting columns          | 50 mm above frame –<br>bolted  |
| Front edge               | Phase-mounted and<br>handheld bluetooth<br>operation                 |
| Operation                |  |

[Read more](#)

**SKU:** 0104300002



## SIT-TO-STAND TABLE WITH TILT FUNCTION - ERG-O-LIFT 300 - MODEL 2

|                          |  |
|--------------------------|--|
| Sizes                    | 1600x800mm,<br>1800x800mm,<br>2000x800mm                             |
| approx. weight           | 125kg  |
| Lifting capacity         | 400kg  |
| Maximum tilting capacity | 200 kg. per tilt actuator<br>up to 80°                               |
| Vip function             | 2 DL2 – 500 slg<br>(raise/lower), 2 LA31 – 400<br>slg.               |
| Table top                | 15 mm birch plywood<br>film/film, 18 mm Melamine<br>board (ABS edge) |
| Lifting columns          | 2 DL2 – 500 slg<br>(raise/lower), 2 LA31 – 400<br>slg.               |
| Wheels                   | 4 x Ø100 swivel castors with<br>brakes                               |

[Read more](#)

**SKU:** 0104300002-2

## HEIGHT ADJUSTABLE TABLE - ERG-O-LITE



|                  |  |
|------------------|--|
| Sizes            | 1600x800mm,<br>1800x800mm,<br>2000x800mm                             |
| approx. weight   | 46 kg  |
| Table top        | 15 mm birch plywood<br>film/film, 18 mm Melamine<br>board (ABS edge) |
| Lifting capacity | 160 kg   |
| Lifting columns  | 2 pcs DL6 – 650 slg.   |

[Read more](#)

**SKU:** 0202000050-1

# CLOTHES HANGERS



## HANGER STAND ON LEVELING SHOE - MODEL 1

Sizes 1500x500x1600mm,  
2000x500x1600mm  
approx. weight 9kg  
Maximum Load 100kg per suspension rod  
Hanger bar

[Read more](#)

**SKU:** 1804003001-1



## HANGER RACK ON WHEELS - MODEL 2

Sizes 1500x500x1600mm,  
2000x500x1600mm  
approx. weight 9kg  
Maximum Load 100kg. per hanger bar  
Hanger bar

Wheels

Ø30 Chrome, Ø30  
lacquered  
Ø100

[Read more](#)

**SKU:** 1804003001



## CLOTHES HANGER STAND ON LEVELING SHOE WITH 2 HANGER BARS - MODEL 3

|                |                                     |
|----------------|-------------------------------------|
| Sizes          | 1500x500x1600mm,<br>2000x500x1600mm |
| approx. weight |                                     |
| Maximum Load   | 100kg per suspension rod            |
| Hanger bar     | Ø30 Chrome x2, Ø30<br>lacquered x2  |

[Read more](#)

**SKU:** 18040030014-1



## HANGER RACK ON WHEELS WITH 2 HANGER RODS - MODEL 4

|                |                                     |
|----------------|-------------------------------------|
| Sizes          | 1500x500x1600mm,<br>2000x500x1600mm |
| approx. weight | 10.5kg                              |
| Maximum Load   | 100kg. per hanger bar               |
| Hanger bar     | Ø30 Chrome x2, Ø30<br>lacquered x2  |
| Wheels         | Ø100                                |

[Read more](#)

**SKU:** 18040030014

# CARTS



## ROLLING TABLE WITH 2 SHELVES - 080R11 - MODEL 1

|                     |   |
|---------------------|---|
| Sizes               | 500x400x900 mm,<br>1200x600x900 mm,<br>900x550x900 mm |
| approx. weight      | 20kg  |
| Maximum Load        | 200kg   |
| Height to 1st shelf | 210mm   |
| Height to 2nd shelf | 900mm   |
| Shelf plate         | 16mm melamine   |
| Wheels              | Ø100, Ø75   |

[Read more](#)

**SKU:** 080R11



## BATTERY PICKING CART - 1220X600X1050 MM

|                      |  |
|----------------------|--|
| Sizes                | 1220x600x1050mm                                    |
| approx. weight       | 100kg  |
| Maximum Load         | 400kg  |
| Battery pack         | 100 Ah Lead/Gel battery,<br>1000-Watt UPS Inverter |
| Connectivity options | Schuko socket outlet with 6<br>outlets             |
| Shelf plate          | 16mm melamine                                      |
| Wheels               | Ø125   |

[Read more](#)

**SKU:** 0309003002



## FURNITURE TROLLEY WITH BUCKLES - SAFE AND ROBUST TRANSPORTATION

|                |           |
|----------------|-----------|
| Base plate     | 800x520mm |
| Back piece     | 900x360mm |
| approx. weight | 15kg      |
| Maximum Load   | 100kg     |
| Wheels         | Ø100      |

[Read more](#)

**SKU:** S110024


**Price:** from 778,05 €



## TABLES



## WORKSTATIONS



## MODULAR WORKSTATION

[Read more](#)

**SKU:** 0106000002



## WORKBENCH / QA STATION

|                |                                    |
|----------------|------------------------------------|
| Sizes          | 1600x800x800mm                     |
| approx. weight | 266kg                              |
| Maximum Load   | 400kg                              |
| Shelf plate    | 10mm melamine                      |
| Table top      | 18 mm Melamine board<br>(ABS edge) |

[Read more](#)

**SKU:** 1200000117



## HEIGHT ADJUSTABLE TABLES

## HEIGHT ADJUSTABLE TABLE - DUO-LET 3070 - MODEL 1



|                  |  |
|------------------|--|
| Sizes            | 1600x800mm,<br>1800x800mm,<br>2000x800mm                             |
| approx. weight   | 50kg   |
| Lifting capacity | 200kg  |
| Table top        | 15 mm birch plywood<br>film/film, 18 mm Melamine<br>board (ABS edge) |
| Lifting columns  | 2 pcs DL6 - 650 slg.   |

[Read more](#)

**SKU:** 0101305005

## LOWERING TABLE WITH SUPERSTRUCTURE - DUO- LET 3070 - MODEL 2



|                  |  |
|------------------|--|
| Sizes            | 1600x800mm,<br>1800x800mm,<br>2000x800mm                             |
| approx. weight   | 70kg   |
| Lifting capacity | 400kg  |
| Lifting columns  | 4 pcs DL6 - 650 slg.   |
| Table top        | 15 mm birch plywood<br>film/film, 18 mm Melamine<br>board (ABS edge) |

[Read more](#)

**SKU:** 0101305003-2



## LOWERING TABLE WITH SUPERSTRUCTURE - DUO- LET 3070 - MODEL 3

|                  |  |
|------------------|--|
| Sizes            | 1600x800mm,<br>1800x800mm,<br>2000x800mm                             |
| approx. weight   | 75kg   |
| Lifting capacity | 400kg  |
| Table top        | 15 mm birch plywood<br>film/film, 18 mm Melamine<br>board (ABS edge) |
| Lifting columns  | 4 pcs DL6 - 650 slg.   |

[Read more](#)

**SKU:** 0101305003-3



## LOWERING TABLE WITH SUPERSTRUCTURE - DUO- LET 3070 - MODEL 4

|                  |  |
|------------------|--|
| Sizes            | 1600x800mm,<br>1800x800mm,<br>2000x800mm                             |
| approx. weight   | 100kg  |
| Lifting capacity | 400kg  |
| Lifting columns  | 4 pcs DL6 - 650 slg.   |
| Table top        | 15 mm birch plywood<br>film/film, 18 mm Melamine<br>board (ABS edge) |

[Read more](#)

**SKU:** 0101305003-4

## HEIGHT ADJUSTABLE TABLE - ERG-O-LIFT 300 - MODEL 1

|                  |   |
|------------------|---|
| Sizes            | 1600x800mm,<br>1800x800mm,<br>2000x800mm,<br>2500x800mm |
| approx. weight   | 135kg   |
| Lifting capacity | 400kg   |
| Table top        | 50mm filing bench plate                                 |
| Lifting columns  | 2 pcs DL2 - 500 pcs<br>(raise/lower)                    |

[Read more](#)

**SKU:** 0101300006



## LOWERING TABLE WITH SUPERSTRUCTURE - ERG-O- LIFT 300 - MODEL 2

|                  |   |
|------------------|---|
| Sizes            | 1600x800mm,<br>1800x800mm,<br>2000x800mm,<br>2500x800mm |
| approx. weight   | 165kg   |
| Lifting capacity | 400kg   |
| Table top        | 50mm filing bench plate                                 |
| Lifting columns  | 2 pcs DL2 - 500 pcs<br>(raise/lower)                    |

[Read more](#)

**SKU:** 0101300003





## HEIGHT ADJUSTABLE TABLE WITH DRAWER - DUO-LET 3070

|                           |  |
|---------------------------|--|
| Sizes                     | 1600x800mm,<br>1800x800mm,<br>2000x800mm                             |
| approx. weight            | 80kg   |
| Lifting capacity          | 400kg  |
| Lifting columns           | 4 pcs DL6 - 650 slg.   |
| Table top                 | 15 mm birch plywood<br>film/film, 18 mm Melamine<br>board (ABS edge) |
| Drawers                   | 1 drawer on rails  |
| <a href="#">Read more</a> |  |
| SKU: N/A                  |  |



## HEIGHT ADJUSTABLE TABLE WITH SUPERSTRUCTURE AND DRAWER - DUO-LET 3070

|                           |  |
|---------------------------|--|
| Sizes                     | 1600x800mm,<br>1800x800mm,<br>2000x800mm                             |
| approx. weight            | 100kg  |
| Lifting capacity          | 400kg  |
| Lifting columns           | 4 pcs DL6 - 650 slg.   |
| Table top                 | 15 mm birch plywood<br>film/film, 18 mm Melamine<br>board (ABS edge) |
| Drawers                   | 1 drawer on rails  |
| <a href="#">Read more</a> |  |
| SKU: 0101305002           |  |

## HEIGHT ADJUSTABLE TABLE - 1200X600MM - DUO-LET 3070



Sizes  
approx. weight  
Lifting capacity  
Lifting columns

1200x600mm  
60kg  
200kg  
2 pcs DL6 – 650 slg.

[Read more](#)

SKU: N/A

## HEIGHT ADJUSTABLE TABLE - DUO-LET 3070



Sizes

1600x800mm,  
1800x800mm,  
2000x800mm

approx. weight  
Lifting capacity  
Lifting columns  
Table top

75kg  
400kg  
4 pcs DL6 – 650 slg.  
15 mm birch plywood  
film/film, 18 mm Melamine  
board (ABS edge)

[Read more](#)

SKU: N/A

## HEIGHT ADJUSTABLE TABLE - ERG-O-LITE



|                                     |   |
|-------------------------------------|---|
| Sizes                               | 1600x800mm,<br>1800x800mm,<br>2000x800mm                                      |
| approx. weight<br>Table top         | 46 kg<br>15 mm birch plywood<br>film/film, 18 mm Melamine<br>board (ABS edge) |
| Lifting capacity<br>Lifting columns | 160 kg<br>2 pcs DL6 – 650 slg.  |

[Read more](#)

**SKU:** 0202000050-1

## HEIGHT ADJUSTABLE TABLE WITH WHEELS - 2400X750 MM - ERG-O-LET 310



|                        |                              |
|------------------------|------------------------------|
| Sizes                  | 2400x750mm                   |
| approx. weight         | 80kg                         |
| Maximum Load           | 400kg                        |
| Actuator               | 2pcs LA 31 – 450 slg.        |
| Prepared for<br>Wheels | Sheet metal assembly<br>Ø100 |

[Read more](#)

**SKU:** N/A



## STAINLESS STEEL HEIGHT ADJUSTABLE TABLE ON CASTORS - 1500X600 MM - ERG-O-LET 312 - IPX6

|                                |                     |
|--------------------------------|---------------------|
| Sizes                          | 1500x600x700-1000mm |
| approx. weight                 | 75kg                |
| Lifting capacity               | 275kg               |
| Wheels                         | Ø125                |
| Suitable for the food industry | ✓                   |

[Read more](#)

**SKU:** 0101312002

**Price:** from 3.763,50 €



## STAINLESS STEEL HEIGHT ADJUSTABLE TABLE - ERG- O-LET 310 - 1600X700 MM

|                  |  |
|------------------|--|
| Sizes            | 1600x700x720-1170mm                              |
| approx. weight   | 130kg  |
| Table top        | 16mm PA plate with 3mm stainless steel plate     |
| Shelf plate      | 16mm PA plate with 3mm stainless steel plate     |
| Lifting columns  | 2pcs LA31 - 450 slg.                             |
| Lifting capacity | 400kg  |
| Wheels           | 4 TENTE 75 swivels 2 with brake, 2 without brake |

[Read more](#)

**SKU:** 0102003008

**Price:** from 4.920,50 €



## HEIGHT ADJUSTABLE WORKBENCHES

## SIT-TO-STAND TABLE WITH TILT FUNCTION - ERG-O-LET 310 - MODEL 1



|                          |  |
|--------------------------|--|
| Sizes                    | 1600x800mm,<br>1800x800mm,<br>2000x800mm                             |
| approx. weight           | 105kg  |
| Lifting capacity         | 400kg  |
| Lifting columns          | 2 pcs. LA31 – 450 slg. 1 pcs.<br>tilt actuator 400 slg.              |
| Vip function             | up to 80°  |
| Front edge               | 50 mm above frame –<br>Bolted, removable.                            |
| Table top                | 15 mm birch plywood<br>film/film, 18 mm Melamine<br>board (ABS edge) |
| Maximum tilting capacity | 200 kg. per tilt actuator  |

[Read more](#)

**SKU:** 104310003-1

## SIT-TO-STAND TABLE WITH TILT FUNCTION - ERG-O-LET 310 - MODEL 2



|                          |  |
|--------------------------|--|
| Sizes                    | 1600x800mm,<br>1800x800mm,<br>2000x800mm                             |
| approx. weight           | 110kg  |
| Lifting capacity         | 400kg  |
| Table top                | 15 mm birch plywood<br>film/film, 18 mm Melamine<br>board (ABS edge) |
| Vip function             | up to 80°  |
| Lifting columns          | 2 pcs. LA31 – 450 slg. 1 pcs.<br>tilt actuator 400 slg.              |
| Front edge               | 50 mm above frame –<br>Bolted, removable.                            |
| Wheels                   | Ø75  |
| Maximum tilting capacity | 200 kg. per actuator   |

[Read more](#)

**SKU:** 104310003-2

## SIT-TO-STAND TABLE WITH TILT FUNCTION - ERG-O-LET 310 - MODEL 3



|                          |  |
|--------------------------|--|
| Sizes                    | 1600x800mm,<br>1800x800mm,<br>2000x800mm                             |
| approx. weight           | 112kg  |
| Lifting capacity         | 400kg  |
| Lifting columns          | 2 pcs. LA31 – 450 slg. 1 pcs.<br>tilt actuator 400 slg.              |
| Wheels                   | Ø75  |
| Table top                | 15 mm birch plywood<br>film/film, 18 mm Melamine<br>board (ABS edge) |
| Front edge               | 50 mm above frame –<br>Bolted, removable.                            |
| Maximum tilting capacity | 200 kg. per tilt actuator  |

[Read more](#)

**SKU:** 104310003-3

## SIT-TO-STAND TABLE WITH TILT FUNCTION - ERG-O-LET 310 - MODEL 4



|                          |  |
|--------------------------|--|
| Sizes                    | 1600x800mm,<br>1800x800mm,<br>2000x800mm                             |
| approx. weight           | 120kg  |
| Lifting capacity         | 400kg  |
| Lifting columns          | 2 pcs. LA31 – 450 slg. 1 pcs.<br>tilt actuator 400 slg.              |
| Vip function             | up to 80°  |
| Front edge               | 50 mm above frame –<br>Bolted, removable.                            |
| Wheels                   | Ø75  |
| Table top                | 15 mm birch plywood<br>film/film, 18 mm Melamine<br>board (ABS edge) |
| Cable holder overhang    | 2x400mm  |
| Surface-mounted frame    | for superstructure   |
| Maximum tilting capacity | 200 kg. per tilt actuator  |

[Read more](#)

**SKU:** 104310003-4



## SIT-TO-STAND TABLE WITH TILT FUNCTION - ERG-O-LIFT 300 - MODEL 1

|                          |  |
|--------------------------|--|
| Sizes                    | 1600x800mm,<br>1800x800mm,<br>2000x800mm                             |
| approx. weight           | 125kg  |
| Lifting capacity         | 400kg  |
| Table top                | 15 mm birch plywood<br>film/film, 18 mm Melamine<br>board (ABS edge) |
| Maximum tilting capacity | 200 kg. per tilt actuator<br>up to 80°                               |
| Vip function             | 2 DL2 – 500 slg<br>(raise/lower), 2 LA31 – 400<br>slg.               |
| Lifting columns          | 50 mm above frame –<br>bolted  |
| Front edge               | Phase-mounted and<br>handheld bluetooth<br>operation                 |
| Operation                |  |

[Read more](#)

**SKU:** 0104300002



## SIT-TO-STAND TABLE WITH TILT FUNCTION - ERG-O-LIFT 300 - MODEL 2

|                          |  |
|--------------------------|--|
| Sizes                    | 1600x800mm,<br>1800x800mm,<br>2000x800mm                             |
| approx. weight           | 125kg  |
| Lifting capacity         | 400kg  |
| Maximum tilting capacity | 200 kg. per tilt actuator<br>up to 80°                               |
| Vip function             | 2 DL2 – 500 slg<br>(raise/lower), 2 LA31 – 400<br>slg.               |
| Table top                | 15 mm birch plywood<br>film/film, 18 mm Melamine<br>board (ABS edge) |
| Lifting columns          | 2 DL2 – 500 slg<br>(raise/lower), 2 LA31 – 400<br>slg.               |
| Wheels                   | 4 x Ø100 swivel castors with<br>brakes                               |

[Read more](#)

**SKU:** 0104300002-2



## HEIGHT ADJUSTABLE TABLE WITH TILT FUNCTION - ERG- O-LIFT 300 - 2100X1560MM

|                          |  |
|--------------------------|--|
| Sizes                    | 2100x1560mm  |
| Lifting capacity         | 300kg  |
| Table top                | 15 mm birch plywood<br>film/film                             |
| Lifting columns          | 2 pcs DL2 - 500 slg - 3 pcs<br>LA31 tilt actuator - 400 slg. |
| Vip function             | up to 80°  |
| Wheels                   | 4 x Ø100 swivel castors with<br>brakes                       |
| Maximum tilting capacity | 300kg  |

[Read more](#)

**SKU:** S110524

**Price:** from 6.467,50 €



## HEIGHT ADJUSTABLE TABLE WITH TILT FUNCTION - ERG- O-LET 312 - 1000X600MM

|                          |                                  |
|--------------------------|----------------------------------|
| Sizes                    | 1000x600x935-1385mm              |
| approx. weight           | 55kg                             |
| Lifting capacity         | 200kg                            |
| Table top                | 15 mm birch plywood<br>film/film |
| Vip function             | up to 80°                        |
| Front edge               | 150mm above the worktop          |
| Maximum tilting capacity | 200 kg. per tilt actuator        |

[Read more](#)

**SKU:** 0102312002



## HEIGHT ADJUSTABLE TABLE WITH TILT FUNCTION - 900X600MM - DUO-LET 3070

|                          |                    |
|--------------------------|--------------------|
| Sizes                    | 900x600x720-1370mm |
| approx. weight           | 40kg               |
| Lifting capacity         | 50kg               |
| Wheels                   | Ø100               |
| Vip function             | up to 80°          |
| Maximum tilting capacity | 50 kg              |

[Read more](#)

**SKU:** N/A

## HEIGHT ADJUSTABLE TABLE WITH TILT FUNCTION - 4000X750MM - ERG-O-LIFT 300

|                          |   |
|--------------------------|---|
| Sizes                    | 4000x750x800-1300mm   |
| approx. weight           | 350kg   |
| Lifting capacity         | 400kg   |
| Table top                | 15 mm birch plywood<br>film/film  |
| Front edge               | 50mm above the worktop  |
| Vip function             | up to 80°   |
| Roller rails             | 5 pieces that can be<br>raised/lowered under the<br>worktop   |
| Gas dampers              | 2 pcs - 500 pcs.  |
| Lifting columns          | 2 DL2 - 500 slg<br>(raise/lower), 4 LA31 - 250<br>slg (tilt), 4 Baselift - 100 slg<br>(roller tracks) |
| Maximum tilting capacity | 400 kg  |

[Read more](#)

**SKU:** S110423



## HEIGHT ADJUSTABLE TABLE WITH TILT FUNCTION - 2100X1000 MM - ERG-O- LIFT 300

|                          |                                  |
|--------------------------|----------------------------------|
| Sizes                    | 2100x1000x700-1000mm             |
| approx. weight           | 150kg                            |
| Lifting capacity         | 400kg                            |
| Table top                | 15 mm birch plywood<br>film/film |
| Vip function             | 2 separate tilt functions        |
| Maximum tilting capacity | 200 kg. per tilt actuator        |

[Read more](#)

**SKU:** N/A



## RAISE-LOWER TABLE - ERG- O-LIFT 300 - DUAL TILT

|                          |   |
|--------------------------|---|
| Sizes                    | 2500x1000mm                                   |
| approx. weight           | 180kg   |
| Lifting capacity         | 400kg   |
| Table top                | 15 mm birch plywood<br>film/film              |
| Lifting columns          | 2 pcs DL2 - 500 slg. 4 pcs<br>LA31 - 400 slg. |
| Maximum tilting capacity | 400 kg  |

[Read more](#)

**SKU:** EOL300-DV



## RAISE AND LOWER TABLE WITH TILT FUNCTION - ERG- O-LIFT 300 - FLEX

|                          |                                  |
|--------------------------|----------------------------------|
| Sizes                    | 1180x1880x760mm                  |
| approx. weight           | 50kg                             |
| Maximum Load             | 200kg                            |
| Table top                | 15 mm birch plywood<br>film/film |
| Wheels                   | Ø100                             |
| Maximum tilting capacity | 200 kg                           |
| Vip function             | up to 80°                        |

[Read more](#)

**SKU:** EOL300-FLEX



## RAISE-LOWER TABLE WITH TILT FUNCTION - ERG-O- LIFT 300 - 2130X1560MM

|                          |  |
|--------------------------|--|
| Sizes                    | 2130x1560mm  |
| Lifting capacity         | 300kg  |
| Lifting columns          | 2 pcs DL2 - 500 slg - 3 pcs<br>LA31 tilt actuator - 400 slg. |
| Vip function             | up to 80°  |
| Maximum tilting capacity | 300kg  |
| Wheels                   | 4 x Ø100 swivel castors with<br>brakes                       |

[Read more](#)

**SKU:** S110524-A

## HEIGHT ADJUSTABLE TABLE WITH TILT FUNCTION - 1800X1000 MM - ERG-O-LET 312



|                          |                           |
|--------------------------|---------------------------|
| Sizes                    | 1800x1000mm               |
| approx. weight           | 105kg                     |
| Lifting capacity         | 400kg                     |
| Vip function             | up to 80°                 |
| Lifting columns          | 2 pcs. LA 31 - 450 slg.   |
| Prepared for             | Sheet metal assembly      |
| Maximum tilting capacity | 200 kg. per tilt actuator |

[Read more](#)

**SKU:** N/A



## LIFTING TABLES



## ERGONOMIC LIFT TABLE ERG-O-LIFT 300 SINGLE | ELECTRIC ASSEMBLY TABLE

|                  |  |
|------------------|--|
| Sizes            | 600/1200x600x800 mm  |
| approx. weight   | 70kg   |
| Lifting capacity | 200kg  |
| Table top        | 16 mm MDF with grooved rubber mat glued on - 1 piece 600x600 mm, 2 pieces 600x300 mm |
| Foldable         | pages  |
| Battery pack     | Included   |
| Lifting columns  | 1 DL2 - 500 pcs.   |
| Wheels           | Ø100   |

[Read more](#)

**SKU:** 102300002



## LIFTING TABLE - 1100X600 MM

|                  |                       |
|------------------|-----------------------|
| Sizes            | 1100x600mm            |
| approx. weight   | 25kg                  |
| Lifting capacity | 50kg                  |
| Battery pack     | with controls         |
| Table top        | 10mm compact laminate |
| Wheels           | Ø75                   |

[Read more](#)

**SKU:** N/A



## LIFT TABLE WITH TILT - LIFT-O-LET 120 SPECIAL | ERGONOMICS & ADJUSTABLE DESIGN

|                  |                                  |
|------------------|----------------------------------|
| Sizes            | 1200x800mm                       |
| approx. weight   | 40kg                             |
| Lifting capacity | 120kg                            |
| Table top        | 15 mm birch plywood<br>film/film |

[Read more](#)

**SKU:** N/A



## STAINLESS STEEL LIFTING TABLE - 500X600 MM

|                  |                  |
|------------------|------------------|
| Sizes            | 42kg             |
| approx. weight   | 200kg            |
| Lifting capacity | 1 DL2 - 500 pcs. |
| Lifting columns  | Ø100             |
| Wheels           |                  |

[Read more](#)

**SKU:** N/A

## LIFTING PLATFORM - LIFT-O-LET 390 | ROBUST & ERGONOMIC



Sizes  
approx. weight  
Lifting capacity


1200x800x120-480mm  
55kg  
200kg

[Read more](#)

SKU: N/A



## PACKING TABLES



## PACKING TABLE FRAME - ROBUST AND MOBILE WORKSTATION

Sizes  
approx. weight  
Maximum Load  
Prepared for  
Wheels

2000x1000x840mm  
45kg  
400kg  
Sheet metal assembly  
Ø100

[Read more](#)

**SKU:** N/A



## PACKING TABLE ON WHEELS - FLEXIBLE AND ROBUST WORK TABLE

Sizes  
approx. weight  
Table top

2000x800x700mm  
55kg  
18 mm Melamine board  
(ABS edge)

Wheels

Ø100

[Read more](#)

**SKU:** S110509



## EXTRACTION TABLES

## EXTRACTION TABLE WITH HEIGHT ADJUSTMENT - ERG- O-LIFT 300



|                  |                                      |
|------------------|--------------------------------------|
| Sizes            | 2500x800mm                           |
| approx. weight   | 135kg                                |
| Lifting capacity | 400kg                                |
| Lifting columns  | 2 pcs DL2 - 500 pcs<br>(raise/lower) |
| Table top        | 20x30 birch slats                    |

[Read more](#)

**SKU:** 1003000037

**Price:** from 3.477,50 €

## EXTRACTION TABLE ON WHEELS - 2500X800X900 MM



|                |                   |
|----------------|-------------------|
| Sizes          | 2500x800x900mm    |
| approx. weight | 100kg             |
| Table top      | 20x30 birch slats |
| Wheels         | Ø160              |

[Read more](#)

**SKU:** 0106003001

**Price:** from 2.515,50 €



## SMALL EXTRACTION TABLE - 600X400X900 MM

|                |                   |
|----------------|-------------------|
| Sizes          | 600x400x900mm     |
| approx. weight | 24kg              |
| Maximum Load   | 100kg             |
| Table top      | 20x30 birch slats |
| Wheels         | Ø75               |

[Read more](#)

**SKU:** 403003001

**Price:** from 1.540,50 €



## TROLLEYS



## OTHER TROLLEYS



## FURNITURE TROLLEY WITH BUCKLES - SAFE AND ROBUST TRANSPORTATION

|                |           |
|----------------|-----------|
| Base plate     | 800x520mm |
| Back piece     | 900x360mm |
| approx. weight | 15kg      |
| Maximum Load   | 100kg     |
| Wheels         | Ø100      |

[Read more](#)

**SKU:** S110024

**Price:** from 778,05 €



## KEG CART

[Read more](#)

**SKU:** N/A



## CATAFALQUE 2080X700X500-900MM

|                  |                     |
|------------------|---------------------|
| Sizes            | 2080x700x500-900mm  |
| approx. weight   | 150kg               |
| Lifting capacity | 275kg               |
| Roller rails     | 5x Ø60 roller rails |
| Wheels           | Ø125                |

[Read more](#)

**SKU:** 1009000002



## STAND FOR RETRACTOR

|                |                |
|----------------|----------------|
| Sizes          | 800x800x1150mm |
| approx. weight | 52 kg          |
| Maximum Load   | 300kg          |
| Wheels         | Ø250 PVR       |

[Read more](#)

**SKU:** 1804010001



## STAINLESS EAR TAG TROLLEY - 1050X600X900MM

|                                |                |
|--------------------------------|----------------|
| Sizes                          | 1050x600x900mm |
| approx. weight                 | 55kg           |
| Maximum Load                   | 300kg          |
| Wheels                         | Ø160           |
| Suitable for the food industry | ✓              |

[Read more](#)

**SKU:** 086R13-A

**Price:** from 2.203,50 €



## TOOL TROLLEY WITH LIFTING BENCH - 1000X750X975-1675MM

|                  |                                     |
|------------------|-------------------------------------|
| Sizes            | 1000x750x975-1675mm                 |
| approx. weight   | 225kg                               |
| Lifting capacity | 1000kg                              |
| Wheels           | Extra strong                        |
| Battery pack     | with controls                       |
| Table top        | 50 mm PE-HD sheet, with tool slots. |

|                     |   |
|---------------------|---|
| Roller rails        |   |
| Electric propulsion | X |

[Read more](#)

**SKU:** S110200-1-1



## **BELLOWS TROLLEYS**



## PUSH TROLLEY WITH PUSH BAR - ROBUST AND MOBILE TRANSPORTATION

|                |               |
|----------------|---------------|
| Sizes          | 850x470x800mm |
| approx. weight | 15kg          |
| Maximum Load   | 100kg         |
| Ball           | 800x530x300mm |
| Wheels         | Ø100          |

[Read more](#)

**SKU:** 0902003003

**Price:** from 307,45 €



## 85 LITER TUB CART - ROBUST & MOBILE TRANSPORT SOLUTION

|                |               |
|----------------|---------------|
| Sizes          | 650x500x960mm |
| approx. weight | 14kg          |
| Maximum Load   | 100kg         |
| Wheels         | Ø75           |

[Read more](#)

**SKU:** 090200300



## CABLE TROLLEYS



## ASSEMBLY STATION ON WHEELS WITH CABLE HOLDERS AND RAISING/LOWERING FUNCTION

|                  |                               |
|------------------|-------------------------------|
| Sizes            | 1100x800x1850mm               |
| Lifting capacity | 250kg                         |
| Base plate       | 15 mm birch plywood film/film |
| Table top        | 15 mm birch plywood film/film |
| Wheels           | Ø100 swivel with brake        |

[Read more](#)

**SKU:** S110426



## CABLE TROLLEY WITH BASE PLATE

|                |                 |
|----------------|-----------------|
| Sizes          | 1600x900x1800mm |
| approx. weight | 32kg            |
| Maximum Load   | 200kg           |
| Base plate     | 16mm melamine   |
| Wheels         | Ø100            |

[Read more](#)

**SKU:** S110242



## LOADER WAGONS



## LOADER WAGON - 1200X600X400MM

|                |                                  |
|----------------|----------------------------------|
| Sizes          | 1200x600x400mm                   |
| approx. weight | 40kg                             |
| Maximum Load   | 500kg                            |
| Base plate     | 15 mm birch plywood<br>film/film |
| Wheels         | Ø260                             |

[Read more](#)

**SKU:** N/A



## STORAGE TROLLEYS



## CART FOR CARDBOARD - 600X400X940MM

|                |               |
|----------------|---------------|
| Sizes          | 600x400x940mm |
| approx. weight | 20kg          |
| Maximum Load   | 200kg         |
| Wheels         | Ø100          |

[Read more](#)

**SKU:** N/A



## PARCEL TROLLEY WITH GRID - ROBUST AND SAFE TRANSPORTATION

|                |                                  |
|----------------|----------------------------------|
| Sizes          | 1055x600x540mm                   |
| approx. weight | 50kg                             |
| Maximum Load   | 300kg                            |
| Base plate     | 15 mm birch plywood<br>film/film |
| Wheels         | Ø200                             |

[Read more](#)

**SKU:** 0306003001

**Price:** from 752,05 €



## STORAGE TROLLEY WITH ADJUSTABLE SHELF - ROBUST AND FLEXIBLE SOLUTION

|                     |               |
|---------------------|---------------|
| Sizes               | 1270x660mm    |
| approx. weight      | 40kg          |
| Maximum Load        | 300kg         |
| Height to 1st shelf | 250mm         |
| Height to 2nd shelf | 750-900mm     |
| Shelf plate         | 16mm melamine |
| Wheels              | Ø160          |

[Read more](#)

**SKU:** 0301003007

**Price:** from 685,75 €



## SHELVING TROLLEY WITH 3 SHELVES - 1200X600X1450MM

|                |                 |
|----------------|-----------------|
| Sizes          | 1200x600x1450mm |
| approx. weight | 65kg            |
| Maximum Load   | 250kg           |
| Wheels         | Ø160            |

[Read more](#)

**SKU:** 1702003004




## STORAGE RACK WITH 4 SHELVES - 900X555X1500MM

|                |                |
|----------------|----------------|
| Sizes          | 900x555x1500mm |
| approx. weight | 30kg           |
| Maximum Load   | 200kg          |
| Wheels         | Ø100           |

[Read more](#)

**SKU:** N/A



## STORAGE TROLLEY - 1015X660X1700MM - U100

|                |  |
|----------------|--|
| Sizes          | 1015x660x1700mm  |
| approx. weight | 45kg   |
| Maximum Load   | 150kg  |
| Wheels         | 4 pcs. Ø150 - Swivel PNP<br>(Soft wheels) 2. w/brake 2.<br>w/o brake |

[Read more](#)

**SKU:** 0301003008

**Price:** from 1.039,35 €



## CART FOR CARDBOARD WITH 5 HANGERS - 600X550X940 MM

|                |                                 |
|----------------|---------------------------------|
| Sizes          | 600x550x940mm                   |
| approx. weight | 30kg                            |
| Maximum Load   | 200kg                           |
| Hanger bar     | 1 push bar, 4 removable hangers |

[Read more](#)

**SKU:** 0308000007



## PLATE TROLLEYS



## DOUBLE-SIDED SHEET METAL TROLLEY - 1270X800X1200MM

|                |                 |
|----------------|-----------------|
| Sizes          | 1270x800x1200mm |
| approx. weight | 90kg            |
| Maximum Load   | 500kg           |
| Wheels         | Ø160            |

[Read more](#)

**SKU:** 2041020003

**Price:** from 1.266,85 €



## LARGE SHEET METAL TROLLEY - 2000X800X1200 MM

|                |                 |
|----------------|-----------------|
| Sizes          | 2000x800x1200mm |
| approx. weight | 180kg           |
| Maximum Load   | 400kg           |
| Wheels         | Ø160            |

[Read more](#)

**SKU:** N/A



## PLATE TROLLEY WITH ROLLERS - 1200X800X442MM

|                |                |
|----------------|----------------|
| Sizes          | 1200x800x442mm |
| approx. weight | approx. 70kg   |
| Maximum Load   | 400kg          |
| Wheels         | Ø100           |
| Ball roller    |                |
| Roller rails   |                |

[Read more](#)

**SKU:** S110438



## PICKING TROLLEYS



## BATTERY PICKING CART - 1220X600X1050 MM

|                      |  |
|----------------------|--|
| Sizes                | 1220x600x1050mm                                    |
| approx. weight       | 100kg  |
| Maximum Load         | 400kg  |
| Battery pack         | 100 Ah Lead/Gel battery,<br>1000-Watt UPS Inverter |
| Connectivity options | Schuko socket outlet with 6<br>outlets             |
| Shelf plate          | 16mm melamine                                      |
| Wheels               | Ø125   |

[Read more](#)

**SKU:** 0309003002



## ORDER PICKING TROLLEY WITH BATTERY AND LIFTING/LOWERING FUNCTION - 960X650 MM

|                  |  |
|------------------|--|
| Sizes            | 960x650x740-1400mm                                 |
| approx. weight   | 100kg  |
| Lifting capacity | 200kg  |
| Battery pack     | 100 Ah Lead-Gel Battery,<br>1000-Watt UPS Inverter |
| Shelf plate      | 18mm birch plywood<br>film/film                    |
| Wheels           | Ø125   |

[Read more](#)

**SKU:** 0309003001

**Price:** from 3.300,05 €



## PICKING TROLLEY WITH HEIGHT ADJUSTMENT - 950X500X1300 MM

|                |                |
|----------------|----------------|
| Sizes          | 950x500x1300mm |
| approx. weight | 26kg           |
| Maximum Load   | 75kg           |
| Tray           | 300x400x200mm  |
| Wheels         | Ø100           |

[Read more](#)

**SKU:** 0309003003

**Price:** from 1.487,85 €



## SMALL PICKING CART - 650X500X960 MM

|                |                                |
|----------------|--------------------------------|
| Sizes          | 650x500x960mm                  |
| approx. weight | 20kg                           |
| Maximum Load   | 50kg                           |
| Tablet holder  | 350x250mm                      |
| Top shelf      | Inner dimensions:<br>490x350mm |
| Wheels         | Ø100                           |

[Read more](#)

**SKU:** 0306003002

**Price:** from 607,75 €



## PICKING CART WITH 9 COMPARTMENTS - 1080X450X1400 MM

|                |                                  |
|----------------|----------------------------------|
| Sizes          | 1080x450x1400mm                  |
| approx. weight | 50kg                             |
| Maximum Load   | 150kg                            |
| Base plate     | 15 mm birch plywood<br>film/film |
| Wheels         | Ø100                             |

[Read more](#)

**SKU:** N/A



## PICKING CART WITH 6 COMPARTMENTS - 760X450X1400 MM

|                |                                  |
|----------------|----------------------------------|
| Sizes          | 1080x450x1400mm                  |
| approx. weight | 55kg                             |
| Maximum Load   | 300kg                            |
| Shelf plate    | 15 mm birch plywood<br>film/film |
| Wheels         | Ø125                             |

[Read more](#)

**SKU:** N/A



## PICKING TROLLEY WITH 4 SHELVES - 1270X660X1700 MM

|                     |                          |
|---------------------|--------------------------|
| Sizes               | 1270x660x1700mm          |
| approx. weight      | 65kg                     |
| Maximum Load        | 250kg                    |
| Height to 1st shelf | 250mm                    |
| Height to 2nd shelf | 620mm                    |
| Height to 3rd shelf | 990mm                    |
| Height to 4th shelf | 1360mm                   |
| Shelf plate         | 4pcs. 16mm melamine      |
| Wheels              | Swivel Tente Wheels Ø160 |

[Read more](#)

**SKU:** 0301003005



## PICKING TROLLEY WITH SPRINGS - 850X450X800 MM

|                        |                     |
|------------------------|---------------------|
| Sizes                  | 850x450x800mm       |
| approx. weight         | 30kg                |
| Maximum Load           | 100kg               |
| Shelf plate            | Painted steel plate |
| Stroke length on shelf | 350mm               |
| Wheels                 | Ø75                 |

[Read more](#)

**SKU:** N/A



## TEXTILE TROLLEYS



## ERGONOMIC TEXTILE CART - 600X390X770-1070MM

|                |                    |
|----------------|--------------------|
| Sizes          | 600x390x770-1070mm |
| approx. weight | 10kg               |
| Maximum Load   | 75kg               |
| Bottom shelf   | 150mm from floor   |
| Top shelf      | 470mm from floor   |
| Wheels         | Ø75                |

[Read more](#)

**SKU:** N/A



## TEXTILE TROLLEY SMALL

|                |                     |
|----------------|---------------------|
| Sizes          | 470x390x900mm       |
| approx. weight | 20kg                |
| Maximum Load   | 100kg               |
| Shelf plate    | 18mm laminate board |
| Wheels         | Ø75                 |

[Read more](#)

**SKU:** N/A



## BASKET TROLLEY WITH 15 BASKETS - 1440X600X1750MM

|                |                 |
|----------------|-----------------|
| Sizes          | 1440x600x1750mm |
| approx. weight | 75kg            |
| Maximum Load   | 200kg           |
| Curves         | 15pcs.          |
| Wheels         | Ø100            |

[Read more](#)

**SKU:** S110200



## RACKS



## A-FRAMES



## A-FRAME ON WHEELS - 1500X1100X2050MM

|                |                                     |
|----------------|-------------------------------------|
| Sizes          | 1500x1100x2050mm                    |
| approx. weight | 50kg                                |
| Maximum Load   | 100kg. per plate                    |
| Shelf plate    | 4x 18 mm birch plywood<br>film/film |
| Wheels         | 4 swivels with brakes               |

[Read more](#)

**SKU:** 3086810002

**Price:** from 1.227,85 €



## A-FRAME WITH REMOVABLE SHELVES - 2000X800X2050MM

|                |                           |
|----------------|---------------------------|
| Sizes          | 2000x800x2050mm           |
| approx. weight | 100kg                     |
| Maximum Load   | 300kg                     |
| Wheels         | Ø100 swivel with brake    |
| Shelf plate    | 3mm lacquered steel plate |

[Read more](#)

**SKU:** S110535



## A-FRAME WITH OVERHANG - 1500X1100X2050 MM

|                       |                                     |
|-----------------------|-------------------------------------|
| Sizes                 | 1500x1100x2050mm                    |
| approx. weight        | 55kg                                |
| Maximum Load          | 100kg. per plate                    |
| Cable holder overhang | 2x400mm                             |
| Shelf plate           | 4x 18 mm birch plywood<br>film/film |
| Wheels                | 4 swivels with brakes               |

[Read more](#)

**SKU:** N/A



## LITTER BINS



## HEIGHT-ADJUSTABLE WASTE RACK - MODEL 1

|                |                   |
|----------------|-------------------|
| Sizes          | 440x420x630-900mm |
| approx. weight | 9kg               |
| Maximum Load   | 30kg              |
| still shoes    | 4 pcs.            |

[Read more](#)

**SKU:** 1804099003-1

**Price:** from 120,25 €



## HEIGHT-ADJUSTABLE WASTE RACK - MODEL 2

|                |                   |
|----------------|-------------------|
| Sizes          | 440x420x630-900mm |
| approx. weight | 10kg              |
| Maximum Load   | 30kg              |
| Wheels         | Ø75               |

[Read more](#)

**SKU:** 1804099003-2

**Price:** from 135,85 €



## HEIGHT-ADJUSTABLE WASTE RACK WITH LID - MODEL 3

|                |                   |
|----------------|-------------------|
| Sizes          | 440x420x630-900mm |
| approx. weight | 10.5kg            |
| Maximum Load   | 30kg              |
| still shoes    | 4 pcs.            |
| Low            | ✓                 |

[Read more](#)

**SKU:** 1804099003-3

**Price:** from 146,25 €



## HEIGHT-ADJUSTABLE WASTE RACK WITH LID - MODEL 4

|                |                   |
|----------------|-------------------|
| Sizes          | 440x420x630-900mm |
| approx. weight | 11kg              |
| Maximum Load   | 30kg              |
| Wheels         | Ø75               |
| Low            |                   |

[Read more](#)

**SKU:** 1804099003-4

**Price:** from 161,85 €



## STAINLESS STEEL WASTE RACK

Sizes  
approx. weight  
Wheels

440x420x630-900mm

4pcs Ø75 w/brakes

[Read more](#)

**SKU:** 1804099075

**Price:** from 253,50 €



## OTHER STANDS



## TOOL BOARD ON WHEELS

|            |  |
|------------|--|
| Sizes      | 930x600x1700mm                           |
| Base plate | 10mm compact laminate                    |
| Wheels     | 4 pcs. TENTE Ø125 2 w/brake. 2 w/o brake |

[Read more](#)

**SKU:** 1804003009

**Price:** from 1.097,85 €




## 2-SIDED SCREEN WALL ON WHEELS - 1800X2000MM

|                      |                               |
|----------------------|-------------------------------|
| Sizes                | 1800x2000mm                   |
| approx. weight       | 25kg                          |
| Maximum Load         | 200kg                         |
| Wheels               | Ø75 - 2 w/brakes, 2 un/brakes |
| Sound damping panels | 4 pcs. removable with velcro  |

[Read more](#)

**SKU:** 1804003007



## STAND FOR SAFETY HELMETS - 2 SECTIONS - 780X470X1600MM

Sizes  
approx. weight 40kg  
Maximum Load 150kg

[Read more](#)

**SKU:** 1803000002

**Price:** from 632,45 €



## STAND FOR SAFETY HELMETS - WITH WALL MOUNT - 250X230X1200 MM

Sizes 250x230x1200mm  
approx. weight  
Maximum Load 100kg  
Base plate Steel plate

[Read more](#)

**SKU:** 1802000001

**Price:** from 373,75 €



## GRID RACK - 1500×700×2000 MM

|                |                 |
|----------------|-----------------|
| Sizes          | 1500x700x2000mm |
| approx. weight | 45kg            |
| Maximum Load   | 200kg           |
| Wheels         | Ø75             |

[Read more](#)

**SKU:** N/A


---

## ROLLSTAND FLEX

[Read more](#)

**SKU:** S110200-1





## ROLLSTAND FLEX SINGLE

[Read more](#)

**SKU:** 3086800140



## HANGER RACKS



## HANGER STAND ON LEVELING SHOE - MODEL 1

Sizes 1500x500x1600mm,  
2000x500x1600mm  
approx. weight 9kg  
Maximum Load 100kg per suspension rod  
Hanger bar

[Read more](#)

**SKU:** 1804003001-1



## HANGER RACK ON WHEELS - MODEL 2

Sizes 1500x500x1600mm,  
2000x500x1600mm  
approx. weight 9kg  
Maximum Load 100kg. per hanger bar  
Hanger bar

Wheels

[Read more](#)

**SKU:** 1804003001

Ø30 Chrome, Ø30  
lacquered  
Ø100



## CLOTHES HANGER STAND ON LEVELING SHOE WITH 2 HANGER BARS - MODEL 3

|                |                                     |
|----------------|-------------------------------------|
| Sizes          | 1500x500x1600mm,<br>2000x500x1600mm |
| approx. weight |                                     |
| Maximum Load   | 100kg per suspension rod            |
| Hanger bar     | Ø30 Chrome x2, Ø30<br>lacquered x2  |

[Read more](#)

**SKU:** 18040030014-1



## HANGER RACK ON WHEELS WITH 2 HANGER RODS - MODEL 4

|                |                                     |
|----------------|-------------------------------------|
| Sizes          | 1500x500x1600mm,<br>2000x500x1600mm |
| approx. weight | 10.5kg                              |
| Maximum Load   | 100kg. per hanger bar               |
| Hanger bar     | Ø30 Chrome x2, Ø30<br>lacquered x2  |
| Wheels         | Ø100                                |

[Read more](#)

**SKU:** 18040030014



## HANGER RACK WITH REMOVABLE RODS - 2000X500X1900MM

|                |                       |
|----------------|-----------------------|
| Sizes          | 2000x1900x500mm       |
| approx. weight | 15kg                  |
| Maximum Load   | 100kg. per hanger bar |
| Hanger bar     | 3 pcs. Ø30x2          |
| Wheels         | Ø75                   |

[Read more](#)

**SKU:** 1804003003



## HANGER RACK WITH 3 HANGER BARS - 2000X1900X500MM

|                |                       |
|----------------|-----------------------|
| Sizes          | 2000x1900x500mm       |
| approx. weight | 25kg                  |
| Maximum Load   | 100kg. per hanger bar |
| Hanger bar     | 3 pcs. Ø30x2          |
| Wheels         | Ø75                   |

[Read more](#)

**SKU:** 1804003002




## HANGER RACK FOR DRUMS - 1000X750X1065MM

|                |                 |
|----------------|-----------------|
| Sizes          | 1000x750x1065mm |
| approx. weight | 25kg            |
| Maximum Load   | 100kg           |
| Hanger bar     | Ø30             |
| Wheels         | Ø100            |

[Read more](#)

**SKU:** N/A



## BRANCH RACKS




## BRANCH RACK ON WHEELS - 1300X950X1700 MM

|                           |                                       |
|---------------------------|---------------------------------------|
| Sizes                     | 1300x950x1700mm                       |
| approx. weight            | 40kg                                  |
| Maximum Load              | 300kg                                 |
| Forks                     | Ø19x470mm                             |
| Wheels                    | 4 pcs Tente PVR wheels<br>Ø125 swivel |
| Distance between branches | 100mm C/C                             |
| Branch target             | Ø19x470mm                             |

[Read more](#)

**SKU:** 1702000002



## BRANCH RACK ON WHEELS - 1000X600X1500MM

|                           |                   |
|---------------------------|-------------------|
| Sizes                     | 1000x600x1500mm   |
| approx. weight            | 20kg              |
| Maximum Load              | 100kg             |
| Distance between branches | 200mm             |
| Wheels                    | 4pcs Ø75 w/brakes |

[Read more](#)

**SKU:** 1402003002



## STORAGE RACKS



## STORAGE RACK FOR LARGE ITEMS - EFFICIENT AND SPACE-SAVING SOLUTION

|                |                 |
|----------------|-----------------|
| Sizes          | 1600x900x1800mm |
| approx. weight | 80kg            |
| Maximum Load   | 200kg           |
| Shelf plate    | 16mm melamine   |
| Wheels         | Ø160            |

[Read more](#)

**SKU:** N/A



## STORAGE RACK ON WHEELS - 1250X800X1700 MM

|                |                               |
|----------------|-------------------------------|
| Sizes          | 1250x800x1700mm               |
| approx. weight | 100kg                         |
| Maximum Load   | 250kg                         |
| Table top      | 15 mm birch plywood film/film |

[Read more](#)

**SKU:** N/A



## PACKING RACKS



## PACKING STATION - 500X500MM

|                     |           |
|---------------------|-----------|
| Sizes               | 500x500mm |
| approx. weight      | 18kg      |
| Maximum Load        | 50kg      |
| Height adjustable   | ✓         |
| Rotation Adjustable | ✓         |
| Wheels              | Ø75       |

[Read more](#)

**SKU:** 308680035



## PACKING RACK ON WHEELS - 600X500MM

|                   |           |
|-------------------|-----------|
| Sizes             | 600x500mm |
| approx. weight    | 22.5kg    |
| Maximum Load      | 100kg     |
| Height adjustable | ✓         |
| Wheels            | Ø75       |

[Read more](#)

**SKU:** N/A



## ROLLING TABLES



## ROLLING TABLE WITH PUSH BAR - 080R11 - MODEL 2

|                     |  |
|---------------------|--|
| Sizes               | 1200x600x875mm,<br>500x400x850mm,<br>900x550x875mm |
| approx. weight      | 25kg   |
| Maximum Load        | 200kg  |
| Height to 1st shelf | 185mm  |
| Height to 2nd shelf | 845mm  |
| Shelf plate         | 16mm melamine                                      |
| Wheels              | Ø100, Ø75  |

[Read more](#)

**SKU:** 080r11-2



## ROLLING TABLE WITH 2 SHELVES - 080R11 - MODEL 1

|                     |   |
|---------------------|---|
| Sizes               | 500x400x900 mm,<br>1200x600x900 mm,<br>900x550x900 mm |
| approx. weight      | 20kg  |
| Maximum Load        | 200kg   |
| Height to 1st shelf | 210mm   |
| Height to 2nd shelf | 900mm   |
| Shelf plate         | 16mm melamine   |
| Wheels              | Ø100, Ø75   |

[Read more](#)

**SKU:** 080R11



## ROLLING TABLE WITH 3 SHELVES - 1000X500X1000MM - 088R20

|                     |                 |
|---------------------|-----------------|
| Sizes               | 1000x500x1000mm |
| approx. weight      | 27kg            |
| Maximum Load        | 200kg           |
| Height to 1st shelf | 210mm           |
| Height to 2nd shelf | 545mm           |
| Height to 3rd shelf | 900mm           |
| Shelf plate         | 16mm melamine   |
| Wheels              | Ø100            |

[Read more](#)

**SKU:** 088R20

**Price:** from 388,05 €



## HEIGHT-ADJUSTABLE ROLLING TABLE - 600X500MM

|                   |                                  |
|-------------------|----------------------------------|
| Sizes             | 600x500mm                        |
| approx. weight    | 15kg                             |
| Maximum Load      | 100kg                            |
| Table top         | 15 mm birch plywood<br>film/film |
| Height adjustable |                                  |
| Wheels            | Ø75 - 2 w/brakes, 2<br>un/brakes |

[Read more](#)

**SKU:** 2092900090

**Price:** from 506,35 €



## ROLLING TABLE WITH WOBBLE EDGE - 084R15

|                     |  |
|---------------------|--|
| Sizes               | 1200x600x885mm,<br>500x400x850mm,<br>900x550x900mm |
| approx. weight      | 38kg   |
| Maximum Load        | 200kg  |
| Height to 1st shelf | 210mm  |
| Height to 2nd shelf | 545mm  |
| Height to 3rd shelf | 900mm  |
| Wheels              | Ø100   |
| Shelf plate         | 16mm melamine                                      |

[Read more](#)

**SKU:** 084R15-M



## ROLLING TABLE WITH LOOP EDGE - 089R21S

|                     |                                    |
|---------------------|------------------------------------|
| Sizes               | 1000x600x1010mm,<br>700x500x1010mm |
| approx. weight      | 20kg                               |
| Maximum Load        | 200kg                              |
| Height to 1st shelf | 210mm                              |
| Height to 2nd shelf | 710mm                              |
| Shelf plate         | 16mm melamine                      |
| Wheels              | Ø100                               |

[Read more](#)

**SKU:** 089R21S



## ROLLING TABLE WITH HIGH WOBBLE EDGE - FELT COVERED

|              |  |
|--------------|--|
| Sizes        | 1250x650x875mm   |
| Maximum Load | 100 kg. per shelf  |
| Shelf plate  | 15mm birch plywood<br>film/film - Felt coated                        |
| Wheels       | 4 pcs. Ø150 - Swivel PNP<br>(Soft wheels) 2. w/brake 2.<br>w/o brake |

[Read more](#)

**SKU:** 2080110103

**Price:** from 649,35 €



## CAGES



## MESH CAGES



## MESH CAGE WITH FOLDABLE SIDE - 900X1200MM

|                |            |
|----------------|------------|
| Sizes          | 900x1200mm |
| approx. weight | 160kg      |
| Maximum Load   | 480kg      |
| Foldable       | Shelf      |
| Wheels         | Ø125       |

[Read more](#)

**SKU:** 2095310010

**Price:** from 1.929,85 €



## SMALL MESH CAGE - 900X1200MM

|                |            |
|----------------|------------|
| Sizes          | 900x1200mm |
| approx. weight | 112kg      |
| Maximum Load   | 480kg      |

[Read more](#)

**SKU:** N/A



## **ROLL CONTAINERS**



## 2-COMPARTMENT ROLL CONTAINER - FLEXIBLE AND MANAGEABLE STORAGE

|                |                 |
|----------------|-----------------|
| Sizes          | 1200x800x1750mm |
| approx. weight | 75kg            |
| Maximum Load   | 300kg           |
| Wheels         | Ø160            |

[Read more](#)

**SKU:** N/A



## ROLL CONTAINER WITH FOLD-DOWN FRONT - FLEXIBLE STORAGE SOLUTION

|                |                 |
|----------------|-----------------|
| Sizes          | 1200x600x1400mm |
| approx. weight | 55kg            |
| Maximum Load   | 200kg           |
| Wheels         | Ø100            |
| Base plate     | 16mm melamine   |
| Foldable       | Front           |

[Read more](#)

**SKU:** 1903003001

**Price:** from 802,75 €



## OPEN-SIDED ROLL CONTAINER - FLEXIBLE AND EASILY ACCESSIBLE

|                |                 |
|----------------|-----------------|
| Sizes          | 1200x600x1850mm |
| approx. weight | 65kg            |
| Base plate     | 16mm melamine   |
| Wheels         | Ø160            |

[Read more](#)

**SKU:** 2095060006



## HIGH ROLL CONTAINER - ROBUST AND TALL STORAGE SOLUTION

|                |                                  |
|----------------|----------------------------------|
| Sizes          | 1200x600x1850mm                  |
| approx. weight | 65kg                             |
| Maximum Load   | 200kg                            |
| Base plate     | 15 mm birch plywood<br>film/film |
| Wheels         | Ø160                             |

[Read more](#)

**SKU:** N/A



## LARGE ROLL CONTAINER - HIGH CAPACITY AND HEAVY-DUTY CONSTRUCTION

|                |                 |
|----------------|-----------------|
| Sizes          | 1200x600x1850mm |
| approx. weight | 100kg           |
| Maximum Load   | 300kg           |
| Wheels         | Ø125            |

[Read more](#)

**SKU:** N/A



## OPEN-FRONT ROLL CONTAINER - FLEXIBLE TRANSPORTATION

|                |                                  |
|----------------|----------------------------------|
| Sizes          | 700x1200x1600mm                  |
| approx. weight | 85kg                             |
| Base plate     | 15 mm birch plywood<br>film/film |
| Wheels         | Ø100                             |

[Read more](#)

**SKU:** N/A




## SMALL ROLL CONTAINER - MOBILE AND COMPACT STORAGE SOLUTION

|                |               |
|----------------|---------------|
| Sizes          | 320x320x680mm |
| approx. weight | 15kg          |
| Maximum Load   | 100kg         |
| Wheels         | Ø50           |

[Read more](#)

**SKU:** N/A



## CONTAINER TROLLEY WITH 2 DOORS AND SPILL TRAY - 1200X800X1910

|                     |   |
|---------------------|---|
| Sizes               | 1200x800x1910mm   |
| Indvendig størrelse | 1140x740x1640mm   |
| Maximum Load        | 400kg   |
| Wheels              | 4 pcs. Ø125 - 2 fixed and 2<br>swivel w/brake - TENTE PVR |

[Read more](#)

**SKU:** 0302602001



## TRANSPORT CAGES



## **GAS CAGE - 1310X1220X1950 MM**

|                |                  |
|----------------|------------------|
| Sizes          | 1310x1220x1950mm |
| approx. weight | 210kg            |
| Maximum Load   | 1000kg           |
| Aluminum boom  | 2                |

[Read more](#)

**SKU:** N/A



## **TRANSPORT CAGE 1300X1220X840MM**


|                |   |
|----------------|---|
| Sizes          | 1300x1220x840mm   |
| approx. weight | 75kg  |
| Maximum Load   | 1000kg  |
| Stabling       | Designed to be stackable<br>and stable during<br>transportation |

[Read more](#)

**SKU:** N/A

# ACCESSORIES

# LINAK ACCESSORIES




## CONTROL FOR LINAK UP/DOWN DPF1K00

Weight 0,1 kg  
Dimensions 5 × 4 × 2 mm

[Read more](#)

**SKU:** DPF1K00-010006

**Price:** from 16,85 €




## CONTROL FOR LINAK UP/DOWN WATERPROOF TP1

Weight 0,1 kg  
Dimensions 4 × 9 × 6 mm

[Read more](#)

**SKU:** TP010002DK-00

**Price:** from 124,86 €




## LINAK ACTUATOR DL12 COLUMN

Dimensions 6 × 10 × 54,5 mm

[Read more](#)

**SKU:** DL12000B0E660518

**Price:** from 180,72 €




## DL20184 LINAK ACTUATOR DL2XXCA00500655

Weight 10 kg  
Dimensions 30 × 30 × 80 mm

[Read more](#)

**SKU:** DL20184

**Price:** from 477,64 €




## LINAK BLUETOOTH DONGLE

[Read more](#)

**SKU:** BLE2LIN002


**Price:** from 15,72 €



## CONTROL FOR LINAK 1 REF. W/MEMORY

[Read more](#)

**SKU:** DPF1M00-010006




## BATTERY CABLE 200 PLUG WITH 2-PIN CONNECTOR LINAK

Weight 0,7 kg  
Dimensions 20 × 20 × 2 mm

[Read more](#)

**SKU:** CAB0705894

**Price:** from 4,16 €




## LINAK LITHIUM BATTERY 2.15AH/52WH 24V DC

Weight 0,6 kg  
Dimensions 26 × 13 × 5 mm

[Read more](#)

**SKU:** BA001.

**Price:** from 167,08 €




## MOTOR CABLE 1.55M LINAK

Weight 0,3 kg  
Dimensions 20 × 20 × 2 mm

[Read more](#)

**SKU:** CAB0617102-1550

**Price:** from 7,02 €




## DEVICE C13 PLUG W/ 2 M CORD 230V POWER CABLE LINAK

Weight 0,7 kg  
Dimensions 20 × 20 × 2 mm

[Read more](#)

**SKU:** CAB0015869

**Price:** from 5,62 €




## MOTOR CABLE 0.5M LINAK

Weight 0,3 kg  
Dimensions 20 × 20 × 2 mm

[Read more](#)

**SKU:** CAB0617102-0500

**Price:** from 4,49 €




## NETWORK CABLE 0.3M 8 POLE RJ45 LINAK

Weight 0,2 kg  
Dimensions 20 × 20 × 2 mm

[Read more](#)

**SKU:** CAB0705835

**Price:** from 3,64 €




## CONTROL FOR LINAK UP/DOWN 2 REF. U/MEMORY

Weight 0,2 kg

[Read more](#)

**SKU:** DPF2K00-010006

**Price:** from 22,10 €




## CONTROL BOX LINAK CBD6S 2 CHANNELS 200W

Weight 2 kg  
Dimensions 8 × 35 × 10 mm

[Read more](#)

**SKU:** CBD6SP00020A-009

**Price:** from 90,55 €




## LINAK LITHIUM BATTERY 2.85 AH 25.3-25.7V DC

Weight 1 kg  
Dimensions 26 × 13 × 5 mm

[Read more](#)

**SKU:** BA221W111111

**Price:** from 217,62 €




## MOTOR CABLE 0.2M LINAK

Weight 0,3 kg  
Dimensions 20 × 20 × 2 mm

[Read more](#)

**SKU:** CAB0617102-0200

**Price:** from 4,21 €




## MOTOR CABLE 1.0M LINAK

Weight 0,3 kg  
Dimensions 20 × 20 × 2 mm

[Read more](#)

**SKU:** CAB0617102-1000

**Price:** from 4,77 €




## ALUMINUM RAIL GUIDE FOR RAISE/LOWER - LEFT

Weight 7 kg

[Read more](#)

**SKU:** 2001000077

**Price:** from 299,00 €




## LA31 250MM 12V LINAK ACTUATOR

Weight 3 kg  
Dimensions 13 × 50 × 15 mm

[Read more](#)

**SKU:** J21182

**Price:** from 270,97 €




## BATTERY CABLE 200 MM 2 POLE CONNECTOR LINAK

Weight 0,7 kg  
Dimensions 20 × 20 × 2 mm

[Read more](#)

**SKU:** CAB0705894-200.

**Price:** from 4,16 €




## LA31 450MM 12V LINAK ACTUATOR LEG

Weight 3 kg  
Dimensions 13 × 50 × 15 mm

[Read more](#)

**SKU:** 313290-01

**Price:** from 127,76 €




## LA31 300MM 12V LINAK ACTUATOR

Weight 3 kg  
Dimensions 13 × 50 × 15 mm

[Read more](#)

**SKU:** 31720H-1130050S.

**Price:** from 119,08 €




## LA31 400MM 12V LINAK ACTUATOR VIP

Weight 3 kg  
Dimensions 13 × 50 × 15 mm

[Read more](#)

**SKU:** 311782-00

**Price:** from 127,76 €



## DL20370-00 LINAK ACTUATOR DL27XCA00350505

Weight 10 kg  
Dimensions 16 × 25 × 51 mm

[Read more](#)

**SKU:** DL20370-00

**Price:** from 470,34 €

# TENTE WHEELS



## Ø150 - SWIVEL PNP (SOFT WHEEL) - TENTE 2477

Dimensions 150 × 150 × 185 mm

[Read more](#)

**SKU:** 9099300015

**Price:** from 39,00 €



## Ø150 - SWIVEL PNP W/BRAKES (SOFT WHEELS) - TENTE 2470

Weight 1 kg  
Dimensions 150 × 150 × 185 mm

[Read more](#)

**SKU:** 9099300018

**Price:** from 44,20 €



## TENT WHEELS Ø160 W/BRAKES 3477UFP160P63

Weight 2,6 kg  
Dimensions 13,7 × 10,5 × 20 mm

[Read more](#)

**SKU:** 00005505

**Price:** from 48,62 €



## TENTE WHEELS Ø50 W/BRAKE 2475PI050P30-11 CENTER MOUNTED

Weight 0,2 kg  
Dimensions 70 × 50 × 70 mm

[Read more](#)

**SKU:** 00003896

**Price:** from 5,83 €




## TENT WHEELS Ø100 UER 100X34-Ø12 - LOOSE

[Read more](#)

**SKU:** 00030961

**Price:** from 8,84 €



## TENT WHEELS Ø200 FIXED 3478UFP200P63

Weight

2,32 kg

Dimensions

137 × 115 × 240 mm

[Read more](#)

**SKU:** 990000854

**Price:** from 38,22 €




## TENTE WHEELS Ø200 W/BRAKES 3470UFP200P63

Weight 2,71 kg  
Dimensions 137 × 105 × 240 mm

[Read more](#)

**SKU:** 990005972

**Price:** from 45,50 €



## TENT WHEELS Ø160 W/BRAKES 3470UFP160P63


Weight 2,24 kg  
Dimensions 13,7 × 10,5 × 20 mm

[Read more](#)

**SKU:** 00005604

**Price:** from 40,30 €

# ACCESSORIES FOR HEIGHT ADJUSTABLE TABLE




## TOOL BOARD 480X670 MM R7024

Weight 1,2 kg  
Dimensions 20 × 640 × 480 mm

[Read more](#)

**SKU:** 0202000002

**Price:** from 38,35 €




## PICKING BOX 250X148X130 (DXWXH) GRAY

Weight 0,2 kg  
Dimensions 250 × 148 × 130 mm

[Read more](#)

**SKU:** 0202000013

**Price:** from 4,94 €




## SUSPENSION RAIL 900 MM R7004

Dimensions 20 × 900 × 80 mm

[Read more](#)

**SKU:** 0202000007

**Price:** from 13,39 €



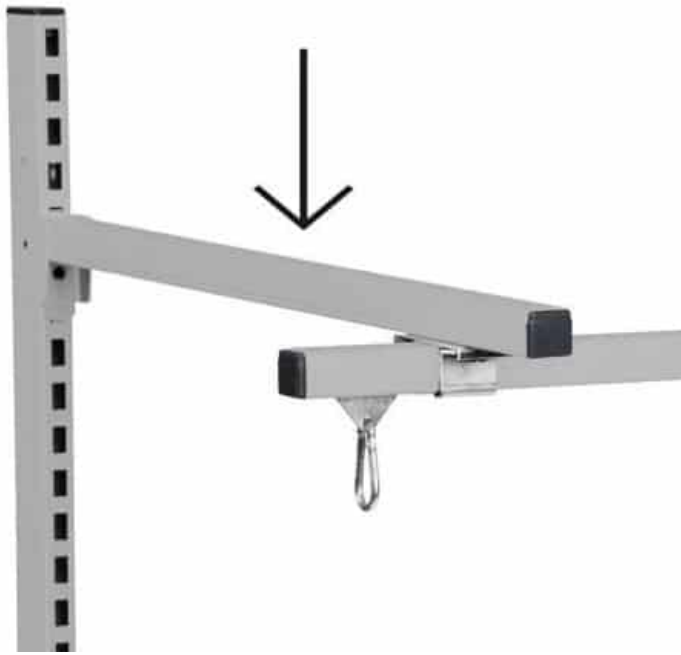
## STEEL SHELF GRAY R7004 900X210 MM WITH END PLATES

Dimensions 210 × 90 × 20 mm

[Read more](#)

**SKU:** 0202000044

**Price:** from 35,67 €



## SUSPENSION ARM 700 MM R7004

Dimensions 700 × 30 × 30 mm

[Read more](#)

**SKU:** 0202000009

**Price:** from 13,78 €



## KEYBOARD AND MONITOR HOLDER WITH ARM - FOR BACK COLUMN

Weight 5 kg

[Read more](#)

**SKU:** 0202000012


**Price:** from 249,70 €

## TOOL BOARD HOOK SET 24 PIECES

[Read more](#)

**SKU:** 0202000010

**Price:** from 61,15 €



---

## BALANCE BLOCK FOR C- PROFILE 0.6-1.5 KG

Weight

0,2 kg

Dimensions


6 × 2,2 × 2,2 mm

[Read more](#)

**SKU:** 0202000047

**Price:** from 64,06 €






## MONITOR HOLDER WITH ARM - FOR BACK COLUMN

Weight 5 kg  
Dimensions 70 × 360 × 110 mm

[Read more](#)

**SKU:** 0202000076

**Price:** from 145,60 €




## KEYBOARD HOLDER WITH ARM - FOR BACK COLUMN

[Read more](#)

**SKU:** 0202000011

**Price:** from 238,06 €




## HINGE LOCK - TONGUE 45X16X8 MM

Weight 0,2 kg  
Dimensions 8 × 45 × 19 mm

[Read more](#)

**SKU:** 2001000075

**Price:** from 1,73 €




## RUBBER STOPPER - Ø22X7 - BLACK

Weight 0,02 kg  
Dimensions 7 × 28 × 28 mm

[Read more](#)

**SKU:** 2001000078




## SUSPENSION RAIL 670 MM R7004

Dimensions 20 × 670 × 80 mm

[Read more](#)

**SKU:** 0202000008

**Price:** from 10,79 €




## BACK BAR GRAY - 1446X25X50X2 MM R7004

Weight 2,4 kg  
Dimensions 50 × 25 × 1460 mm

[Read more](#)

**SKU:** 0202006003-1

**Price:** from 38,58 €




## CAT FOR C-PROFILE 22MM - DOUBLE WHEEL

Weight 0,2 kg  
Dimensions 100 × 22 × 100 mm

[Read more](#)

**SKU:** 2001000006

**Price:** from 21,55 €




## STEEL SHELF 900X300 MM R7004

Weight 2 kg  
Dimensions 300 × 875 × 20 mm

[Read more](#)

**SKU:** 0202000005

**Price:** from 37,70 €




## CAT FOR C-PROFILE 22MM - SINGLE WHEEL

Weight 0,2 kg  
Dimensions 6 × 2,2 × 2,2 mm

[Read more](#)

**SKU:** 2001000005

**Price:** from 17,55 €




## STEEL SHELF 670X300 MM R7004

Dimensions 300 × 645 × 20 mm

[Read more](#)

**SKU:** 0202000004

**Price:** from 30,55 €




## MOUNTING KIT M8 W/SPRING FOR REAR COLUMN

Weight 0,08 kg

[Read more](#)

**SKU:** 2001000004

**Price:** from 5,10 €




## TOOL BOARD 480X900 MM R7024

Weight 1,5 kg  
Dimensions 870 × 480 × 20 mm

[Read more](#)

**SKU:** 0202000003

**Price:** from 48,75 €




## MOUNTING BRACKET - SUSPENSION ARM FOR C- PROFILE

Weight 0,2 kg  
Dimensions 70 × 70 × 40 mm

[Read more](#)

**SKU:** 2001000003

**Price:** from 6,37 €




## CLIP HOLDER FOR PAPER - FOR WHITEBOARD

Weight 0,3 kg  
Dimensions 35 × 60 × 100 mm

[Read more](#)

**SKU:** 0202000055

**Price:** from 8,32 €




## **FOLDER HOLDER - 320X145X250 MM GRAY R7004**

[Read more](#)

**SKU:** 0202000046

**Price:** from 45,14 €



## **PICKING BOX 300X115X100 (DXWXH) BLUE**

Weight

0,2 kg


Dimensions

300 × 115 × 100 mm

[Read more](#)

**SKU:** 0202000019

**Price:** from 6,55 €




## PEN HOLDER - SET

[Read more](#)

**SKU:** 0202000052

**Price:** from 4,55 €



## PICKING BOX 300X230X150 (DXWXH) GRAY

Weight

0,2 kg


Dimensions

300 × 230 × 150 mm

[Read more](#)

**SKU:** 0202000014

**Price:** from 10,14 €




## C-PROFILE RAIL SUSPENSION RAIL 1990 MM R7004

Dimensions 1990 × 30 × 30 mm

[Read more](#)

**SKU:** 0202000045

**Price:** from 33,49 €



## STEEL SHELF GRAY R7004 670X210 MM WITH END PLATES

Dimensions 210 × 645 × 20 mm

[Read more](#)

**SKU:** 0202000043

**Price:** from 29,12 €



## STAINLESS STEEL



## STAINLESS STEEL HEIGHT ADJUSTABLE TABLE ON CASTORS - 1500X600 MM - ERG-O-LET 312 - IPX6

|                                |                     |
|--------------------------------|---------------------|
| Sizes                          | 1500x600x700-1000mm |
| approx. weight                 | 75kg                |
| Lifting capacity               | 275kg               |
| Wheels                         | Ø125                |
| Suitable for the food industry | ✓                   |

[Read more](#)

**SKU:** 0101312002

**Price:** from 3.763,50 €



## STAINLESS STEEL HEIGHT ADJUSTABLE TABLE - ERG- O-LET 310 - 1600X700 MM

|                  |  |
|------------------|--|
| Sizes            | 1600x700x720-1170mm                              |
| approx. weight   | 130kg  |
| Table top        | 16mm PA plate with 3mm stainless steel plate     |
| Shelf plate      | 16mm PA plate with 3mm stainless steel plate     |
| Lifting columns  | 2pcs LA31 - 450 slg.                             |
| Lifting capacity | 400kg  |
| Wheels           | 4 TENTE 75 swivels 2 with brake, 2 without brake |

[Read more](#)

**SKU:** 0102003008

**Price:** from 4.920,50 €



## STAINLESS STEEL WASTE RACK

Sizes 440x420x630-900mm  
approx. weight  
Wheels 4pcs Ø75 w/brakes

[Read more](#)

**SKU:** 1804099075

**Price:** from 253,50 €



## STAINLESS EAR TAG TROLLEY - 1050X600X900MM

Sizes 1050x600x900mm  
approx. weight 55kg  
Maximum Load 300kg  
Wheels Ø160  
Suitable for the food industry ✓

[Read more](#)

**SKU:** 086R13-A

**Price:** from 2.203,50 €



## STAINLESS STEEL LIFTING TABLE - 500X600 MM

Sizes  
approx. weight 42kg  
Lifting capacity 200kg  
Lifting columns 1 DL2 - 500 pcs.  
Wheels Ø100

[Read more](#)

SKU: N/A

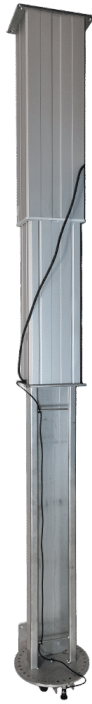


## LIFTING PLATFORM - LIFT-O-LET 390 | ROBUST & ERGONOMIC

Sizes 1200x800x120-480mm  
approx. weight 55kg  
Lifting capacity 200kg

[Read more](#)

SKU: N/A



## STAINLESS STEEL HEIGHT- ADJUSTABLE MONITOR HOLDER - CEILING MOUNTING

Sizes

1570 – 2070mm

Lifting capacity

100 kg

Operation

Bluetooth remote control

[Read more](#)

**SKU:** N/A



## SPECIAL PRODUCTS

## ROLLSTAND FLEX

[Read more](#)

**SKU:** S110200-1



## RAISE AND LOWER TABLE WITH TILT FUNCTION - ERGO-LIFT 300 - FLEX

|                          |                                  |
|--------------------------|----------------------------------|
| Sizes                    | 1180x1880x760mm                  |
| approx. weight           | 50kg                             |
| Maximum Load             | 200kg                            |
| Table top                | 15 mm birch plywood<br>film/film |
| Wheels                   | Ø100                             |
| Maximum tilting capacity | 200 kg                           |
| Vip function             | up to 80°                        |

[Read more](#)

**SKU:** EOL300-FLEX



## PICKING TROLLEY WITH HEIGHT ADJUSTMENT - 950X500X1300 MM

|                |                |
|----------------|----------------|
| Sizes          | 950x500x1300mm |
| approx. weight | 26kg           |
| Maximum Load   | 75kg           |
| Tray           | 300x400x200mm  |
| Wheels         | Ø100           |

[Read more](#)

**SKU:** 0309003003

**Price:** from 1.487,85 €



## PACKING STATION - 500X500MM

|                     |           |
|---------------------|-----------|
| Sizes               | 500x500mm |
| approx. weight      | 18kg      |
| Maximum Load        | 50kg      |
| Height adjustable   | ✓         |
| Rotation Adjustable | ✓         |
| Wheels              | Ø75       |

[Read more](#)

**SKU:** 308680035



## DOUBLE CABINET WITH HINGED DOORS

[Read more](#)

SKU: N/A



## 1-STEP STEPLADDER WITH HANGER HANDLE

[Read more](#)

SKU: N/A



## STAND FOR RETRACTOR

|                |                |
|----------------|----------------|
| Sizes          | 800x800x1150mm |
| approx. weight | 52 kg          |
| Maximum Load   | 300kg          |
| Wheels         | Ø250 PVR       |

[Read more](#)


**SKU:** 1804010001



## STAIR MODULE / LADDER KIEFEL KMD

[Read more](#)

**SKU:** N/A



## UNWINDER FRAME

[Read more](#)

SKU: N/A



## PANEL LIFT - 2100X1850MM - ERG-O-LIFT 300

|                  |             |
|------------------|-------------|
| Sizes            | 2100x1850mm |
| Lifting capacity | 350kg       |
| Stroke length    | 500mm       |
| Wheels           | Ø125        |

[Read more](#)

SKU: N/A



## TOOL TROLLEY WITH LIFTING BENCH - 1000X750X975-1675MM

|                  |                                     |
|------------------|-------------------------------------|
| Sizes            | 1000x750x975-1675mm                 |
| approx. weight   | 225kg                               |
| Lifting capacity | 1000kg                              |
| Wheels           | Extra strong                        |
| Battery pack     | with controls                       |
| Table top        | 50 mm PE-HD sheet, with tool slots. |

|                     |   |
|---------------------|---|
| Roller rails        |   |
| Electric propulsion | X |

[Read more](#)

**SKU:** S110200-1-1



## STAINLESS EAR TAG TROLLEY - 1050X600X900MM

|                                |                |
|--------------------------------|----------------|
| Sizes                          | 1050x600x900mm |
| approx. weight                 | 55kg           |
| Maximum Load                   | 300kg          |
| Wheels                         | Ø160           |
| Suitable for the food industry | ✓              |

[Read more](#)

**SKU:** 086R13-A

**Price:** from 2.203,50 €



## STAINLESS STEEL HEIGHT- ADJUSTABLE MONITOR HOLDER - CEILING MOUNTING

Sizes 1570 – 2070mm  
Lifting capacity 100 kg  
Operation Bluetooth remote control  
[Read more](#)  
**SKU:** N/A

# ESD PRODUCTS



## SIT-TO-STAND TABLE WITH TILT FUNCTION - ERG-O-LIFT 300 - MODEL 1

|                          |  |
|--------------------------|--|
| Sizes                    | 1600x800mm,<br>1800x800mm,<br>2000x800mm                             |
| approx. weight           | 125kg  |
| Lifting capacity         | 400kg  |
| Table top                | 15 mm birch plywood<br>film/film, 18 mm Melamine<br>board (ABS edge) |
| Maximum tilting capacity | 200 kg. per tilt actuator  |
| Vip function             | up to 80°  |
| Lifting columns          | 2 DL2 – 500 slg<br>(raise/lower), 2 LA31 – 400<br>slg.               |
| Front edge               | 50 mm above frame –<br>bolted  |
| Operation                | Phase-mounted and<br>handheld bluetooth<br>operation                 |

[Read more](#)

**SKU:** 0104300002



## HEIGHT ADJUSTABLE TABLE - 1200X600MM - DUO-LET 3070

|                  |                      |
|------------------|----------------------|
| Sizes            | 1200x600mm           |
| approx. weight   | 60kg                 |
| Lifting capacity | 200kg                |
| Lifting columns  | 2 pcs DL6 – 650 slg. |

[Read more](#)

**SKU:** N/A



## HEIGHT ADJUSTABLE TABLE WITH TILT FUNCTION - ERG- O-LET 312 - 1000X600MM

|                          |                                  |
|--------------------------|----------------------------------|
| Sizes                    | 1000x600x935-1385mm              |
| approx. weight           | 55kg                             |
| Lifting capacity         | 200kg                            |
| Table top                | 15 mm birch plywood<br>film/film |
| Vip function             | up to 80°                        |
| Front edge               | 150mm above the worktop          |
| Maximum tilting capacity | 200 kg. per tilt actuator        |

[Read more](#)

**SKU:** 0102312002



## ERGONOMIC LIFT TABLE ERG-O-LIFT 300 SINGLE | ELECTRIC ASSEMBLY TABLE

|                  |   |
|------------------|---|
| Sizes            | 600/1200x600x800 mm   |
| approx. weight   | 70kg  |
| Lifting capacity | 200kg   |
| Table top        | 16 mm MDF with grooved<br>rubber mat glued on - 1<br>piece 600x600 mm, 2<br>pieces 600x300 mm |
| Foldable         | pages   |
| Battery pack     | Included  |
| Lifting columns  | 1 DL2 - 500 pcs.  |
| Wheels           | Ø100  |

[Read more](#)

**SKU:** 102300002



## HEIGHT ADJUSTABLE TABLE WITH TILT FUNCTION - 2100X1000 MM - ERG-O- LIFT 300

|                          |                                  |
|--------------------------|----------------------------------|
| Sizes                    | 2100x1000x700-1000mm             |
| approx. weight           | 150kg                            |
| Lifting capacity         | 400kg                            |
| Table top                | 15 mm birch plywood<br>film/film |
| Vip function             | 2 separate tilt functions        |
| Maximum tilting capacity | 200 kg. per tilt actuator        |

[Read more](#)

**SKU:** N/A



## RAISE-LOWER TABLE - ERG- O-LIFT 300 - DUAL TILT

|                          |   |
|--------------------------|---|
| Sizes                    | 2500x1000mm                                   |
| approx. weight           | 180kg   |
| Lifting capacity         | 400kg   |
| Table top                | 15 mm birch plywood<br>film/film              |
| Lifting columns          | 2 pcs DL2 - 500 slg. 4 pcs<br>LA31 - 400 slg. |
| Maximum tilting capacity | 400 kg  |

[Read more](#)

**SKU:** EOL300-DV



## RAISE AND LOWER TABLE WITH TILT FUNCTION - ERG- O-LIFT 300 - FLEX

|                          |                                  |
|--------------------------|----------------------------------|
| Sizes                    | 1180x1880x760mm                  |
| approx. weight           | 50kg                             |
| Maximum Load             | 200kg                            |
| Table top                | 15 mm birch plywood<br>film/film |
| Wheels                   | Ø100                             |
| Maximum tilting capacity | 200 kg                           |
| Vip function             | up to 80°                        |

[Read more](#)

**SKU:** EOL300-FLEX

---

## HEIGHT ADJUSTABLE TABLE WITH WHEELS - 2400X750 MM - ERG-O-LET 310

|                |                       |
|----------------|-----------------------|
| Sizes          | 2400x750mm            |
| approx. weight | 80kg                  |
| Maximum Load   | 400kg                 |
| Actuator       | 2pcs LA 31 - 450 slg. |
| Prepared for   | Sheet metal assembly  |
| Wheels         | Ø100                  |

[Read more](#)

**SKU:** N/A





## PACKING TABLE ON WHEELS - FLEXIBLE AND ROBUST WORK TABLE

Sizes  
approx. weight  
Table top

2000x800x700mm  
55kg  
18 mm Melamine board  
(ABS edge)

Wheels

Ø100

[Read more](#)

**SKU:** S110509



## LIFTING TABLE - 1100X600 MM

Sizes  
approx. weight  
Lifting capacity  
Battery pack  
Table top  
Wheels

1100x600mm  
25kg  
50kg  
with controls  
10mm compact laminate  
Ø75

[Read more](#)

**SKU:** N/A




## LIFT TABLE WITH TILT - LIFT-O-LET 120 SPECIAL | ERGONOMICS & ADJUSTABLE DESIGN

|                  |                                  |
|------------------|----------------------------------|
| Sizes            | 1200x800mm                       |
| approx. weight   | 40kg                             |
| Lifting capacity | 120kg                            |
| Table top        | 15 mm birch plywood<br>film/film |

[Read more](#)

**SKU:** N/A

# UNDEFINED-EN




## 30X30 PIPE LEG PLASTIC PLUG BLACK B44 DUPSKO

Weight 0,02 kg  
Dimensions 3 × 3 × 2,7 mm

[Read more](#)

**SKU:** S110344 B44-3030




## 30X50X3 SQUARE TUBE HOLLOW PROFILE COLD FORMED

Weight 3,3 kg  
Dimensions 100 × 3 × 3 mm

[Read more](#)

**SKU:** 349232

**Price:** from 6,76 €



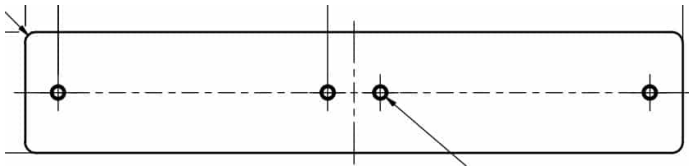
## Ø60X2 PRECISION WELDED STEEL PIPE

Dimensions 100 × 6 × 6 mm

[Read more](#)

**SKU:** JRRP6020

**Price:** from 6,48 €




## PLATE 20MM 600X110MM

Weight 1,2 kg  
Dimensions 2 × 11 × 60 mm

[Read more](#)

**SKU:** 3086800030-7A

**Price:** from 95,42 €




## POSITIONING BOLT WITHOUT STOP M12X1.5 THREAD

Weight 0,15 kg  
Dimensions 2 × 2 × 6,1 mm

[Read more](#)

**SKU:** MT107850


**Price:** from 8,61 €



## TEXTILE TROLLEY WITH FOLD-DOWN HANDLE

[Read more](#)


**SKU:** N/A



## **30X30 PIPE LEG B44-3030 PLASTIC PLUG BLACK**

[Read more](#)

**SKU:** S110344




## **30X30X1.5 SQUARE TUBE PRECISION STEEL TUBE**

[Read more](#)

**SKU:** S110405

**Price:** from 3,01 €




## ERG-O-LIFT 300 - TILT & CASTORS - 1800X1000 MM

[Read more](#)

**SKU:** S110449

**Price:** from 2.535,00 €



## PLATE 5MM 75X75MM SUPPORT

Weight

0,4 kg


Dimensions

0,5 × 7,5 × 7,5 mm

[Read more](#)

**SKU:** 3086800030-8

**Price:** from 3,19 €




## MACHINE SHOE Ø55 BLACK 33-D55M10X30 1

Weight 0,16 kg  
Dimensions 5 × 55,5 × 5,1 mm

[Read more](#)

**SKU:** 33-D55M10X30 1


**Price:** from 10,24 €



## FEE

[Read more](#)

**SKU:** gebyr




## HAND GRIP M8X30 ADJUSTABLE BLACK

Weight 0,04 kg  
Dimensions 55 × 30 × 60 mm

[Read more](#)

**SKU:** BKP055M

**Price:** from 7,20 €




## B100000 BOTTOM SHELF 1600X750X18

Dimensions 75 × 160 × 1,6 mm

[Read more](#)

**SKU:** B100000-underhylde

**Price:** from 318,50 €




## PLATE FOR POSITION STOP

Dimensions 13 × 13 × 0,5 mm

[Read more](#)

**SKU:** 3086800035-10

**Price:** from 6,24 €




## CURVED SUPPORT PLATE FOR ROLLSTAND

Weight 0,4 kg  
Dimensions 22,5 × 10 × 10 mm

[Read more](#)

**SKU:** 3086800030-9

**Price:** from 10,14 €




## THREADED ROD M6X1000 STAINLESS A2

Dimensions 100 × 0,6 × 0,6 mm

[Read more](#)

**SKU:** 2150806000

**Price:** from 2,36 €




## ROLLSTAND COMPLETE - 1350 MM CORE

[Read more](#)

**SKU:** 3086800019

**Price:** from 3.987,75 €




## HAND GRIP M8X30 BLACK

Dimensions 17 × 40 × 40 mm

[Read more](#)

**SKU:** 83D40M 8x30/20 1




## B100000 WORKTOP 1600X800X24 LIGHT GRAY

Dimensions 80 × 160 × 1,6 mm

[Read more](#)

**SKU:** B100000 bordplade

**Price:** from 361,14 €




## PLATE FOR TILT WITH HOLES 5MM

Dimensions 7 × 14 × 0,5 mm

[Read more](#)

**SKU:** 3086800035-11

**Price:** from 6,11 €



## CURVED U-PROFILE FOR ROLLSTAND

Weight 0,35 kg  
Dimensions 65 × 10 × 9,5 mm

[Read more](#)

**SKU:** 3086800030-17

**Price:** from 44,46 €




## STAINLESS STEEL ROLLER TABLE WITH PUSH BAR - 600X400MM

|                                |           |
|--------------------------------|-----------|
| Sizes                          | 600x400mm |
| approx. weight                 | 18kg      |
| Maximum Load                   | 200kg     |
| Wheels                         | Ø75       |
| Suitable for the food industry | ✓         |

[Read more](#)

**SKU:** N/A




## POM ROLL WITH BALL BEARING

|            |                   |
|------------|-------------------|
| Dimensions | 10 × 8,5 × 8,5 mm |
|------------|-------------------|

[Read more](#)

**SKU:** 3089800031-7

**Price:** from 30,16 €




## 30X6 FLAT STEEL S275JR

Weight 1,41 kg  
Dimensions 100 × 3 × 0,6 mm

[Read more](#)

**SKU:** 347862

**Price:** from 2,50 €




## WORKTOP 3000X1200X18 W/ABS EDGE LIGHT GRAY

Weight 35 kg  
Dimensions 120 × 300 × 1,8 mm

[Read more](#)

**SKU:** 3000x1200x18

**Price:** from 785,72 €




## REINFORCEMENT FOR POS STOP 5X20MM

Dimensions 59,5 × 2 × 0,5 mm

[Read more](#)

**SKU:** 3086800035-12

**Price:** from 3,58 €




## MULTIFUNCTIONAL EAR TAG CART

[Read more](#)

**SKU:** 086R13-A


**Price:** from 1.514,50 €



## HEIGHT ADJUSTABLE TABLE - DUO-LET 3070 - MODEL 1

[Read more](#)

SKU: N/A




## POM ROLL WITH BALL BEARING

[Read more](#)

SKU: 3089800031-6

Price: from 23,92 €




## 20X6 FLAT STEEL S275JR

Weight 0,94 kg  
Dimensions 100 × 2 × 0,6 mm

[Read more](#)

**SKU:** 347789

**Price:** from 1,89 €




## WORKTOP 1200X650X18 W/ABS EDGE LIGHT GRAY

Weight 35 kg  
Dimensions 120 × 300 × 1,8 mm

[Read more](#)

**SKU:** 1200x650x18

**Price:** from 267,54 €




## DETAIL FOR PACKAGE STAND 5X20MM

Dimensions 49,5 × 2 × 0,5 mm

[Read more](#)

**SKU:** 3086800035-13

**Price:** from 3,51 €



## STAINLESS STEEL HINGE BRACKET FOR SHELF. 165X305MM. SHELF BOY

Weight 0,4 kg  
Dimensions 30,5 × 2,3 × 16,5 mm

[Read more](#)

**SKU:** 318905

**Price:** from 18,20 €

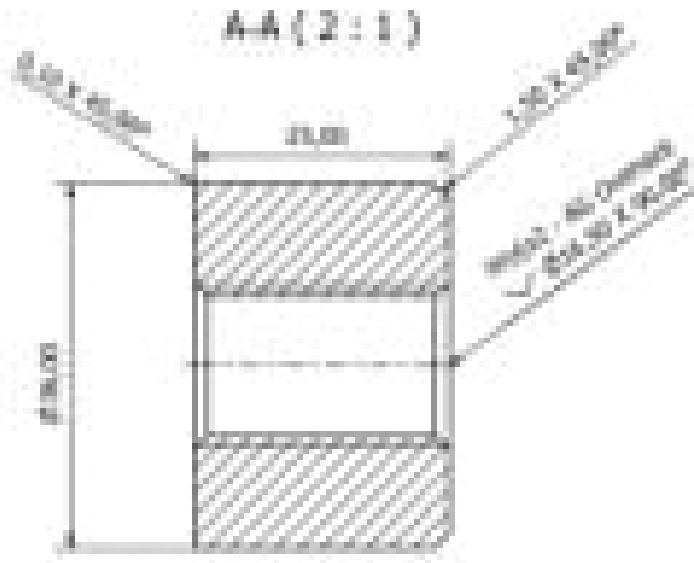
## PLUG Ø36XM16-25 STEEL 235 OVERSIZE

Weight 0,25 kg  
Dimensions 25 × 36 × 36 mm

[Read more](#)

**SKU:** B100000-Ø36xM16-25 st\_6G

**Price:** from 9,69 €




## STAINLESS STEEL PLUG FOR TAPE/LINER STAND


Weight 0,3 kg  
Dimensions 4 × 2 × 2 mm

[Read more](#)

**SKU:** B100000-Ø18X15-M8-R2

**Price:** from 7,54 €






## TUB 85 LITERS WHITE 80X55X33CM

Weight 2 kg  
Dimensions 80 × 55 × 33 mm

[Read more](#)

**SKU:** 103958001

**Price:** from 45,50 €




## 40X40X2 SQUARE TUBE PRECISION STEEL TUBE EN10305

Weight 2,38 kg  
Dimensions 1000 × 40 × 40 mm

[Read more](#)

**SKU:** 349649

**Price:** from 5,07 €




## WASHER WITH HOLES Ø130X5MM

Dimensions 13 × 13 × 0,5 mm

[Read more](#)

**SKU:** 3086800035-14

**Price:** from 7,02 €




## PROFILE TUBE 25X25X1.5 STAINLESS BRUSHED

Weight 1,14 kg  
Dimensions 100 × 2,5 × 2,5 mm

[Read more](#)

**SKU:** RIV42515

**Price:** from 19,48 €




## TENT WHEELS Ø160 FIXED 3478UFP160P63

Weight 1,8 kg  
Dimensions 137 × 115 × 200 mm

[Read more](#)

**SKU:** 00000803

**Price:** from 32,50 €




## STAINLESS STEEL PLUG FOR TAPE/LINER STAND

Dimensions 4 × 2 × 2 mm

[Read more](#)

**SKU:** B100000-Ø18X20 M8-90

**Price:** from 10,40 €




## WIRE MESH Ø4 MESH C/C 50MM WELDED BLACK STEEL 1500X3000

Weight 30 kg  
Dimensions 300 × 150 × 1 mm

[Read more](#)

**SKU:** 4340501503

**Price:** from 195,00 €




## 40X20X1.5 SQUARE TUBE PRECISION STEEL TUBE

Weight 1,34 kg  
Dimensions 100 × 3 × 3 mm

[Read more](#)

**SKU:** 349657

**Price:** from 3,08 €




## PLATE 2MM 555X325MM

Weight 1 kg  
Dimensions 32,5 × 55,5 × 2 mm

[Read more](#)

**SKU:** 2090000066-1

**Price:** from 20,02 €




## ROUND STEEL Ø8 STAINLESS COLD DRAWN GROUND

Weight 0,15 kg  
Dimensions 100 × 0,8 × 0,8 mm

[Read more](#)

**SKU:** RFBR8

**Price:** from 2,16 €




## TAPE / LINER STAND

[Read more](#)

**SKU:** 2090000066

**Price:** from 304,46 €




## MISCELLANEOUS PURCHASED ITEM

[Read more](#)

**SKU:** 910

**Price:** from 13,00 €




## 20X3 FLAT STEEL S275JR

Weight 0,47 kg  
Dimensions 100 × 2 × 0,3 mm

[Read more](#)

**SKU:** 347774




## PLATE 3MM 555X465

Weight 1 kg  
Dimensions 46,5 × 55,5 × 2 mm

[Read more](#)

**SKU:** 2090000066-2

**Price:** from 30,94 €




## STAINLESS STEEL PLATE 1.5X1000X2000MM

Weight 24 kg  
Dimensions 200 × 100 × 0,02 mm

[Read more](#)

**SKU:** RAKB2115

**Price:** from 138,58 €




## EDGE STRIP BLACK, CLAMPING WIDTH OF 1-2MM

Dimensions 1 × 1 × 1 mm

[Read more](#)

**SKU:** MT101609

**Price:** from 2,77 €




## 50X50X1.5 SQUARE TUBE PRECISION STEEL TUBE DECAPPED

Weight 2,28 kg  
Dimensions 100 × 5 × 5 mm

[Read more](#)

**SKU:** JRKP506

**Price:** from 2,16 €




## PERFORATED SHEET 9X9MM HOLES 7% AIR

Dimensions 200 × 100 × 0,15 mm

[Read more](#)

**SKU:** F812150300

**Price:** from 82,16 €




## CURVED BRACKET IN 10MM PLATE

Weight 1,5 kg  
Dimensions 30 × 27 × 24 mm

[Read more](#)

**SKU:** 3086800031-1

**Price:** from 30,68 €




## STAINLESS STEEL PLATE 3X1000X2000MM

Weight 48 kg  
Dimensions 200 × 100 × 0,02 mm

[Read more](#)

**SKU:** RAKB213

**Price:** from 273,00 €




## 25X25X2 SQUARE TUBE STEEL PROFILE PIPE - EN10305-5

Weight 1,36 kg  
Dimensions 100 × 2,5 × 2,5 mm

[Read more](#)

**SKU:** S110391\_2

**Price:** from 2,69 €




## 30X30X2 SQUARE TUBE PRECISION STEEL TUBE

Weight 1,34 kg  
Dimensions 100 × 3 × 3 mm

[Read more](#)

**SKU:** 349645

**Price:** from 3,94 €




## DRAWER SECTION 3X100MM TOP HUNG

Weight 19 kg  
Dimensions 500 × 385 × 435 mm

[Read more](#)

**SKU:** 184480408

**Price:** from 622,70 €




## CUT BRACKET PLATE IN 10MM

Weight 1,5 kg  
Dimensions 1 × 27 × 18 mm

[Read more](#)

**SKU:** 3086800031-2

**Price:** from 17,94 €




## STAINLESS STEEL PROFILE GUIDE 1.5X25X25X608MM

Dimensions  $60 \times 2,5 \times 2,5$  mm

[Read more](#)

**SKU:** 116060

**Price:** from 23,40 €




## 30X20X1.5 SQUARE TUBE PRECISION STEEL TUBE

Weight 1,1 kg  
Dimensions  $100 \times 2 \times 3$  mm

[Read more](#)

**SKU:** S110391\_2\_2

**Price:** from 2,09 €




## 30X30X2 SQUARE TUBE STEEL PROFILE TUBE

Weight 1,75 kg  
Dimensions 100 × 3 × 3 mm

[Read more](#)

**SKU:** S110405\_2

**Price:** from 3,28 €



## MOUNTING PLATE FOR REMOTE CONTROL W/MAGNET LINAK

Weight 0,1 kg  
Dimensions 1,2 × 5 × 14,3 mm

[Read more](#)

**SKU:** MB001

**Price:** from 8,32 €




## PLATE IN 10MM. 103X270MM

Weight 0,8 kg  
Dimensions 27 × 10,3 × 1 mm

[Read more](#)

**SKU:** 3086800031-3

**Price:** from 12,48 €




## STAINLESS STEEL PROFILE GUIDE 1.5X25X25X600MM

Dimensions 60 × 2,5 × 2,5 mm

[Read more](#)

**SKU:** 116061

**Price:** from 27,30 €




**BIRCH PLYWOOD  
WIRE/FILM  
2500X1250X15MM  
CARRIAGE BASE PLATE**

Weight 25 kg  
Dimensions 250 × 125 × 1,5 mm

[Read more](#)

**SKU:** 1004945

**Price:** from 201,54 €




**30X20X1.5 SQUARE TUBE  
PRECISION STEEL TUBE**

Weight 1,1 kg  
Dimensions 100 × 2 × 3 mm

[Read more](#)

**SKU:** JREP3215

**Price:** from 2,09 €




## HOLDER FOR UP/DOWN OPERATION LINAK 90GR

Weight 0,05 kg  
Dimensions 5 × 4 × 2 mm

[Read more](#)

**SKU:** 914757

**Price:** from 1,40 €




## THREADED STUD 20X20MM M8 THREAD

Weight 0,4 kg  
Dimensions 2 × 2 × 6,3 mm

[Read more](#)

**SKU:** 3086800031-4

**Price:** from 13,52 €




## STAINLESS STEEL PROFILE GUIDE 1.5X25X50X100MM

Dimensions 10 × 5 × 2,5 mm

[Read more](#)

**SKU:** 116062

**Price:** from 9,10 €




## TEXTILE TROLLEY - LARGE MODEL

[Read more](#)

**SKU:** 050T1-V3

**Price:** from 290,55 €




## 50X30X2 SQUARE TUBE PRECISION STEEL TUBE

Weight 2,38 kg  
Dimensions 100 × 5 × 3 mm

[Read more](#)

**SKU:** 349664

**Price:** from 5,61 €




## MOUNTING BRACKET FOR LIFTING COLUMN LINAK DL2

Weight 0,1 kg  
Dimensions 5 × 8 × 2 mm

[Read more](#)

**SKU:** 0578006

**Price:** from 26,00 €




## SHAFT Ø25 X 132MM

Weight 0,3 kg  
Dimensions 2,5 × 13,2 × 2,5 mm

[Read more](#)

**SKU:** 3086800031-5

**Price:** from 7,28 €




## BASE PLATE STAINLESS STEEL 1.5X606X856MM LASER CUT

Dimensions 10 × 5 × 2,5 mm

[Read more](#)

**SKU:** 116063

**Price:** from 61,45 €




## TRANSPORT CAGE

Weight 73,2 kg

[Read more](#)

**SKU:** S110131

**Price:** from 648,05 €




## 30X30X3 SQUARE TUBE HOLLOW PROFILE COLD FORMED

Weight 2,36 kg  
Dimensions 100 × 3 × 3 mm

[Read more](#)

**SKU:** 349228

**Price:** from 4,84 €




## CATAFALQUE APRON 2080X700

Dimensions 3 × 2100 × 470 mm

[Read more](#)

**SKU:** 1234

**Price:** from 254,80 €




## PLATE 20MM 600X310MM

Weight 1,5 kg  
Dimensions 2 × 31 × 60 mm

[Read more](#)

**SKU:** 3086800030-6

**Price:** from 174,20 €




## TOP PLATE SHELF STAINLESS STEEL 1.5MM (CONSISTS OF 2 PARTS)

Dimensions 10 × 5 × 2,5 mm

[Read more](#)

**SKU:** 116065

**Price:** from 213,45 €




## 50X30 1 PIPE LEG PLASTIC PLUG BLACK B46 DUPSKO

Weight 0,02 kg  
Dimensions 2,7 × 3 × 5 mm

[Read more](#)

**SKU:** B46-5030 1




## 80X6 FLAT STEEL S275JR

Weight 1,41 kg  
Dimensions 100 × 8 × 0,6 mm

[Read more](#)

**SKU:** 347959

**Price:** from 6,23 €




## SWIVEL HEAD M10X60 D10 B10

Weight 0,2 kg  
Dimensions 6 × 2 × 2 mm

[Read more](#)

**SKU:** 4,05925E+12

**Price:** from 7,55 €




## PLATE 20MM 600X110MM

Weight 1,2 kg  
Dimensions 2 × 11 × 60 mm

[Read more](#)

**SKU:** 3086800030-7

**Price:** from 95,42 €



## KNUCKLE SHELF STAINLESS STEEL 1.5MM LASER CUT

Dimensions 10 × 5 × 2,5 mm  
Color

[Read more](#)

**SKU:** 116064

**Price:** from 78,07 €



## SWITCHBOARD INSTALLATION

## SIT-TO-STAND TABLE WITH TILT FUNCTION - ERG-O-LET 310 - MODEL 1



|                          |  |
|--------------------------|--|
| Sizes                    | 1600x800mm,<br>1800x800mm,<br>2000x800mm                             |
| approx. weight           | 105kg  |
| Lifting capacity         | 400kg  |
| Lifting columns          | 2 pcs. LA31 – 450 slg. 1 pcs.<br>tilt actuator 400 slg.              |
| Vip function             | up to 80°  |
| Front edge               | 50 mm above frame –<br>Bolted, removable.                            |
| Table top                | 15 mm birch plywood<br>film/film, 18 mm Melamine<br>board (ABS edge) |
| Maximum tilting capacity | 200 kg. per tilt actuator  |

[Read more](#)

**SKU:** 104310003-1

## SIT-TO-STAND TABLE WITH TILT FUNCTION - ERG-O-LET 310 - MODEL 2



|                          |  |
|--------------------------|--|
| Sizes                    | 1600x800mm,<br>1800x800mm,<br>2000x800mm                             |
| approx. weight           | 110kg  |
| Lifting capacity         | 400kg  |
| Table top                | 15 mm birch plywood<br>film/film, 18 mm Melamine<br>board (ABS edge) |
| Vip function             | up to 80°  |
| Lifting columns          | 2 pcs. LA31 – 450 slg. 1 pcs.<br>tilt actuator 400 slg.              |
| Front edge               | 50 mm above frame –<br>Bolted, removable.                            |
| Wheels                   | Ø75  |
| Maximum tilting capacity | 200 kg. per actuator   |

[Read more](#)

**SKU:** 104310003-2

## SIT-TO-STAND TABLE WITH TILT FUNCTION - ERG-O-LET 310 - MODEL 3



|                          |  |
|--------------------------|--|
| Sizes                    | 1600x800mm,<br>1800x800mm,<br>2000x800mm                             |
| approx. weight           | 112kg  |
| Lifting capacity         | 400kg  |
| Lifting columns          | 2 pcs. LA31 – 450 slg. 1 pcs.<br>tilt actuator 400 slg.              |
| Wheels                   | Ø75  |
| Table top                | 15 mm birch plywood<br>film/film, 18 mm Melamine<br>board (ABS edge) |
| Front edge               | 50 mm above frame –<br>Bolted, removable.                            |
| Maximum tilting capacity | 200 kg. per tilt actuator  |

[Read more](#)

**SKU:** 104310003-3

## SIT-TO-STAND TABLE WITH TILT FUNCTION - ERG-O-LET 310 - MODEL 4



|                          |  |
|--------------------------|--|
| Sizes                    | 1600x800mm,<br>1800x800mm,<br>2000x800mm                             |
| approx. weight           | 120kg  |
| Lifting capacity         | 400kg  |
| Lifting columns          | 2 pcs. LA31 – 450 slg. 1 pcs.<br>tilt actuator 400 slg.              |
| Vip function             | up to 80°  |
| Front edge               | 50 mm above frame –<br>Bolted, removable.                            |
| Wheels                   | Ø75  |
| Table top                | 15 mm birch plywood<br>film/film, 18 mm Melamine<br>board (ABS edge) |
| Cable holder overhang    | 2x400mm  |
| Surface-mounted frame    | for superstructure   |
| Maximum tilting capacity | 200 kg. per tilt actuator  |

[Read more](#)

**SKU:** 104310003-4



## SIT-TO-STAND TABLE WITH TILT FUNCTION - ERG-O-LIFT 300 - MODEL 1

|                          |  |
|--------------------------|--|
| Sizes                    | 1600x800mm,<br>1800x800mm,<br>2000x800mm                             |
| approx. weight           | 125kg  |
| Lifting capacity         | 400kg  |
| Table top                | 15 mm birch plywood<br>film/film, 18 mm Melamine<br>board (ABS edge) |
| Maximum tilting capacity | 200 kg. per tilt actuator<br>up to 80°                               |
| Vip function             | 2 DL2 – 500 slg<br>(raise/lower), 2 LA31 – 400<br>slg.               |
| Lifting columns          | 50 mm above frame –<br>bolted  |
| Front edge               | Phase-mounted and<br>handheld bluetooth<br>operation                 |
| Operation                |  |

[Read more](#)

**SKU:** 0104300002



## SIT-TO-STAND TABLE WITH TILT FUNCTION - ERG-O-LIFT 300 - MODEL 2

|                          |  |
|--------------------------|--|
| Sizes                    | 1600x800mm,<br>1800x800mm,<br>2000x800mm                             |
| approx. weight           | 125kg  |
| Lifting capacity         | 400kg  |
| Maximum tilting capacity | 200 kg. per tilt actuator<br>up to 80°                               |
| Vip function             | 2 DL2 – 500 slg<br>(raise/lower), 2 LA31 – 400<br>slg.               |
| Table top                | 15 mm birch plywood<br>film/film, 18 mm Melamine<br>board (ABS edge) |
| Lifting columns          | 2 DL2 – 500 slg<br>(raise/lower), 2 LA31 – 400<br>slg.               |
| Wheels                   | 4 x Ø100 swivel castors with<br>brakes                               |

[Read more](#)

**SKU:** 0104300002-2



## HEIGHT ADJUSTABLE TABLE WITH TILT FUNCTION - ERG- O-LIFT 300 - 2100X1560MM

|                          |  |
|--------------------------|--|
| Sizes                    | 2100x1560mm  |
| Lifting capacity         | 300kg  |
| Table top                | 15 mm birch plywood<br>film/film                             |
| Lifting columns          | 2 pcs DL2 - 500 slg - 3 pcs<br>LA31 tilt actuator - 400 slg. |
| Vip function             | up to 80°  |
| Wheels                   | 4 x Ø100 swivel castors with<br>brakes                       |
| Maximum tilting capacity | 300kg  |

[Read more](#)

**SKU:** S110524

**Price:** from 6.467,50 €



## A-FRAME ON WHEELS - 1500X1100X2050MM

|                |                                     |
|----------------|-------------------------------------|
| Sizes          | 1500x1100x2050mm                    |
| approx. weight | 50kg                                |
| Maximum Load   | 100kg. per plate                    |
| Shelf plate    | 4x 18 mm birch plywood<br>film/film |
| Wheels         | 4 swivels with brakes               |

[Read more](#)

**SKU:** 3086810002

**Price:** from 1.227,85 €



## A-FRAME WITH REMOVABLE SHELVES - 2000X800X2050MM

|                |                           |
|----------------|---------------------------|
| Sizes          | 2000x800x2050mm           |
| approx. weight | 100kg                     |
| Maximum Load   | 300kg                     |
| Wheels         | Ø100 swivel with brake    |
| Shelf plate    | 3mm lacquered steel plate |

[Read more](#)

**SKU:** S110535



## TOOL BOARD ON WHEELS

|            |   |
|------------|---|
| Sizes      | 930x600x1700mm                              |
| Base plate | 10mm compact laminate                       |
| Wheels     | 4 pcs. TENTE Ø125 2<br>w/brake. 2 w/o brake |

[Read more](#)

**SKU:** 1804003009

**Price:** from 1.097,85 €



## A-FRAME WITH OVERHANG - 1500X1100X2050 MM

|                       |                                     |
|-----------------------|-------------------------------------|
| Sizes                 | 1500x1100x2050mm                    |
| approx. weight        | 55kg                                |
| Maximum Load          | 100kg. per plate                    |
| Cable holder overhang | 2x400mm                             |
| Shelf plate           | 4x 18 mm birch plywood<br>film/film |
| Wheels                | 4 swivels with brakes               |

[Read more](#)

**SKU:** N/A




## HEIGHT ADJUSTABLE TABLE WITH TILT FUNCTION - ERG- O-LET 312 - 1000X600MM

|                          |                                  |
|--------------------------|----------------------------------|
| Sizes                    | 1000x600x935-1385mm              |
| approx. weight           | 55kg                             |
| Lifting capacity         | 200kg                            |
| Table top                | 15 mm birch plywood<br>film/film |
| Vip function             | up to 80°                        |
| Front edge               | 150mm above the worktop          |
| Maximum tilting capacity | 200 kg. per tilt actuator        |

[Read more](#)

**SKU:** 0102312002

## HEIGHT ADJUSTABLE TABLE WITH TILT FUNCTION - 4000X750MM - ERG-O-LIFT 300



|                          |   |
|--------------------------|---|
| Sizes                    | 4000x750x800-1300mm   |
| approx. weight           | 350kg   |
| Lifting capacity         | 400kg   |
| Table top                | 15 mm birch plywood<br>film/film  |
| Front edge               | 50mm above the worktop  |
| Vip function             | up to 80°   |
| Roller rails             | 5 pieces that can be<br>raised/lowered under the<br>worktop   |
| Gas dampers              | 2 pcs - 500 pcs.  |
| Lifting columns          | 2 DL2 - 500 slg<br>(raise/lower), 4 LA31 - 250<br>slg (tilt), 4 Baselift - 100 slg<br>(roller tracks) |
| Maximum tilting capacity | 400 kg  |

[Read more](#)

**SKU:** S110423

## HEIGHT ADJUSTABLE TABLE WITH TILT FUNCTION - 2100X1000 MM - ERG-O- LIFT 300



|                          |                                  |
|--------------------------|----------------------------------|
| Sizes                    | 2100x1000x700-1000mm             |
| approx. weight           | 150kg                            |
| Lifting capacity         | 400kg                            |
| Table top                | 15 mm birch plywood<br>film/film |
| Vip function             | 2 separate tilt functions        |
| Maximum tilting capacity | 200 kg. per tilt actuator        |

[Read more](#)

**SKU:** N/A



## RAISE-LOWER TABLE - ERG-O-LIFT 300 - DUAL TILT

|                          |   |
|--------------------------|---|
| Sizes                    | 2500x1000mm                                   |
| approx. weight           | 180kg   |
| Lifting capacity         | 400kg   |
| Table top                | 15 mm birch plywood<br>film/film              |
| Lifting columns          | 2 pcs DL2 – 500 slg. 4 pcs<br>LA31 – 400 slg. |
| Maximum tilting capacity | 400 kg  |

[Read more](#)

**SKU:** EOL300-DV



## RAISE AND LOWER TABLE WITH TILT FUNCTION - ERG-O-LIFT 300 - FLEX

|                          |                                  |
|--------------------------|----------------------------------|
| Sizes                    | 1180x1880x760mm                  |
| approx. weight           | 50kg                             |
| Maximum Load             | 200kg                            |
| Table top                | 15 mm birch plywood<br>film/film |
| Wheels                   | Ø100                             |
| Maximum tilting capacity | 200 kg                           |
| Vip function             | up to 80°                        |

[Read more](#)

**SKU:** EOL300-FLEX

## RAISE-LOWER TABLE WITH TILT FUNCTION - ERG-O- LIFT 300 - 2130X1560MM



|                          |  |
|--------------------------|--|
| Sizes                    | 2130x1560mm  |
| Lifting capacity         | 300kg  |
| Lifting columns          | 2 pcs DL2 - 500 slg - 3 pcs<br>LA31 tilt actuator - 400 slg. |
| Vip function             | up to 80°  |
| Maximum tilting capacity | 300kg  |
| Wheels                   | 4 x Ø100 swivel castors with<br>brakes                       |

[Read more](#)

**SKU:** S110524-A

## HEIGHT ADJUSTABLE TABLE WITH TILT FUNCTION - 1800X1000 MM - ERG-O-LET 312



|                          |                           |
|--------------------------|---------------------------|
| Sizes                    | 1800x1000mm               |
| approx. weight           | 105kg                     |
| Lifting capacity         | 400kg                     |
| Vip function             | up to 80°                 |
| Lifting columns          | 2 pcs. LA 31 - 450 slg.   |
| Prepared for             | Sheet metal assembly      |
| Maximum tilting capacity | 200 kg. per tilt actuator |

[Read more](#)

**SKU:** N/A



## CABLE TROLLEY WITH BASE PLATE

|                |                 |
|----------------|-----------------|
| Sizes          | 1600x900x1800mm |
| approx. weight | 32kg            |
| Maximum Load   | 200kg           |
| Base plate     | 16mm melamine   |
| Wheels         | Ø100            |

[Read more](#)

**SKU:** S110242



## ASSEMBLY STATION ON WHEELS WITH CABLE HOLDERS AND RAISING/LOWERING FUNCTION

|                  |                                  |
|------------------|----------------------------------|
| Sizes            | 1100x800x1850mm                  |
| Lifting capacity | 250kg                            |
| Base plate       | 15 mm birch plywood<br>film/film |
| Table top        | 15 mm birch plywood<br>film/film |
| Wheels           | Ø100 swivel with brake           |

[Read more](#)

**SKU:** S110426

# WAREHOUSE & LOGISTICS



## EXTRACTION TABLE ON WHEELS - 2500X800X900 MM

|                |                   |
|----------------|-------------------|
| Sizes          | 2500x800x900mm    |
| approx. weight | 100kg             |
| Table top      | 20x30 birch slats |
| Wheels         | Ø160              |

[Read more](#)

**SKU:** 0106003001

**Price:** from 2.515,50 €



## ROLLING TABLE WITH 2 SHELVES - 080R11 - MODEL 1

|                     |   |
|---------------------|---|
| Sizes               | 500x400x900 mm,<br>1200x600x900 mm,<br>900x550x900 mm |
| approx. weight      | 20kg  |
| Maximum Load        | 200kg   |
| Height to 1st shelf | 210mm   |
| Height to 2nd shelf | 900mm   |
| Shelf plate         | 16mm melamine   |
| Wheels              | Ø100, Ø75   |

[Read more](#)

**SKU:** 080R11



## ROLLING TABLE WITH PUSH BAR - 080R11 - MODEL 2

|                     |  |
|---------------------|--|
| Sizes               | 1200x600x875mm,<br>500x400x850mm,<br>900x550x875mm |
| approx. weight      | 25kg   |
| Maximum Load        | 200kg  |
| Height to 1st shelf | 185mm  |
| Height to 2nd shelf | 845mm  |
| Shelf plate         | 16mm melamine                                      |
| Wheels              | Ø100, Ø75  |

[Read more](#)

**SKU:** 080r11-2



## 2-COMPARTMENT ROLL CONTAINER - FLEXIBLE AND MANAGEABLE STORAGE

|                |                 |
|----------------|-----------------|
| Sizes          | 1200x800x1750mm |
| approx. weight | 75kg            |
| Maximum Load   | 300kg           |
| Wheels         | Ø160            |

[Read more](#)

**SKU:** N/A



## OPEN-SIDED ROLL CONTAINER - FLEXIBLE AND EASILY ACCESSIBLE

|                |                 |
|----------------|-----------------|
| Sizes          | 1200x600x1850mm |
| approx. weight | 65kg            |
| Base plate     | 16mm melamine   |
| Wheels         | Ø160            |

[Read more](#)

**SKU:** 2095060006



## A-FRAME WITH REMOVABLE SHELVES - 2000X800X2050MM

|                |                           |
|----------------|---------------------------|
| Sizes          | 2000x800x2050mm           |
| approx. weight | 100kg                     |
| Maximum Load   | 300kg                     |
| Wheels         | Ø100 swivel with brake    |
| Shelf plate    | 3mm lacquered steel plate |

[Read more](#)

**SKU:** S110535




## STORAGE RACK ON WHEELS - 1250X800X1700 MM

|                |                                  |
|----------------|----------------------------------|
| Sizes          | 1250x800x1700mm                  |
| approx. weight | 100kg                            |
| Maximum Load   | 250kg                            |
| Table top      | 15 mm birch plywood<br>film/film |

[Read more](#)

**SKU:** N/A



## STAND FOR SAFETY HELMETS - 2 SECTIONS - 780X470X1600MM

|                |       |
|----------------|-------|
| Sizes          |       |
| approx. weight | 40kg  |
| Maximum Load   | 150kg |

[Read more](#)

**SKU:** 1803000002

**Price:** from 632,45 €



## STAND FOR SAFETY HELMETS - WITH WALL MOUNT - 250X230X1200 MM

|                |                |
|----------------|----------------|
| Sizes          | 250x230x1200mm |
| approx. weight |                |
| Maximum Load   | 100kg          |
| Base plate     | Steel plate    |

[Read more](#)

**SKU:** 1802000001

**Price:** from 373,75 €



## A-FRAME WITH OVERHANG - 1500X1100X2050 MM

|                       |                                     |
|-----------------------|-------------------------------------|
| Sizes                 | 1500x1100x2050mm                    |
| approx. weight        | 55kg                                |
| Maximum Load          | 100kg. per plate                    |
| Cable holder overhang | 2x400mm                             |
| Shelf plate           | 4x 18 mm birch plywood<br>film/film |

Wheels  
4 swivels with brakes

[Read more](#)

**SKU:** N/A



## HANGER RACK WITH 3 HANGER BARS - 2000X1900X500MM

|                |                       |
|----------------|-----------------------|
| Sizes          | 2000x1900x500mm       |
| approx. weight | 25kg                  |
| Maximum Load   | 100kg. per hanger bar |
| Hanger bar     | 3 pcs. Ø30x2          |
| Wheels         | Ø75                   |

[Read more](#)

**SKU:** 1804003002

---

## ROLLSTAND FLEX

[Read more](#)

**SKU:** S110200-1





## HEIGHT ADJUSTABLE TABLE WITH TILT FUNCTION - 2100X1000 MM - ERG-O- LIFT 300

|                          |                                  |
|--------------------------|----------------------------------|
| Sizes                    | 2100x1000x700-1000mm             |
| approx. weight           | 150kg                            |
| Lifting capacity         | 400kg                            |
| Table top                | 15 mm birch plywood<br>film/film |
| Vip function             | 2 separate tilt functions        |
| Maximum tilting capacity | 200 kg. per tilt actuator        |

[Read more](#)

**SKU:** N/A



## BATTERY PICKING CART - 1220X600X1050 MM

|                      |  |
|----------------------|--|
| Sizes                | 1220x600x1050mm                                    |
| approx. weight       | 100kg  |
| Maximum Load         | 400kg  |
| Battery pack         | 100 Ah Lead/Gel battery,<br>1000-Watt UPS Inverter |
| Connectivity options | Schuko socket outlet with 6<br>outlets             |
| Shelf plate          | 16mm melamine                                      |
| Wheels               | Ø125   |

[Read more](#)

**SKU:** 0309003002

## HEIGHT ADJUSTABLE TABLE WITH WHEELS - 2400X750 MM - ERG-O-LET 310



|                |                       |
|----------------|-----------------------|
| Sizes          | 2400x750mm            |
| approx. weight | 80kg                  |
| Maximum Load   | 400kg                 |
| Actuator       | 2pcs LA 31 - 450 slg. |
| Prepared for   | Sheet metal assembly  |
| Wheels         | Ø100                  |

[Read more](#)

**SKU:** N/A

## SMALL PICKING CART - 650X500X960 MM



|                |                                |
|----------------|--------------------------------|
| Sizes          | 650x500x960mm                  |
| approx. weight | 20kg                           |
| Maximum Load   | 50kg                           |
| Tablet holder  | 350x250mm                      |
| Top shelf      | Inner dimensions:<br>490x350mm |
| Wheels         | Ø100                           |

[Read more](#)

**SKU:** 0306003002

**Price:** from 607,75 €



## LARGE SHEET METAL TROLLEY - 2000X800X1200 MM

|                |                 |
|----------------|-----------------|
| Sizes          | 2000x800x1200mm |
| approx. weight | 180kg           |
| Maximum Load   | 400kg           |
| Wheels         | Ø160            |

[Read more](#)

**SKU:** N/A



## FURNITURE TROLLEY WITH BUCKLES - SAFE AND ROBUST TRANSPORTATION

|                |           |
|----------------|-----------|
| Base plate     | 800x520mm |
| Back piece     | 900x360mm |
| approx. weight | 15kg      |
| Maximum Load   | 100kg     |
| Wheels         | Ø100      |

[Read more](#)

**SKU:** S110024

**Price:** from 778,05 €



## ROLLING TABLE WITH 3 SHELVES - 1000X500X1000MM - 088R20

|                     |                 |
|---------------------|-----------------|
| Sizes               | 1000x500x1000mm |
| approx. weight      | 27kg            |
| Maximum Load        | 200kg           |
| Height to 1st shelf | 210mm           |
| Height to 2nd shelf | 545mm           |
| Height to 3rd shelf | 900mm           |
| Shelf plate         | 16mm melamine   |
| Wheels              | Ø100            |

[Read more](#)

**SKU:** 088R20

**Price:** from 388,05 €



## CART FOR CARDBOARD - 600X400X940MM

|                |               |
|----------------|---------------|
| Sizes          | 600x400x940mm |
| approx. weight | 20kg          |
| Maximum Load   | 200kg         |
| Wheels         | Ø100          |

[Read more](#)

**SKU:** N/A



## PARCEL TROLLEY WITH GRID - ROBUST AND SAFE TRANSPORTATION

|                |                               |
|----------------|-------------------------------|
| Sizes          | 1055x600x540mm                |
| approx. weight | 50kg                          |
| Maximum Load   | 300kg                         |
| Base plate     | 15 mm birch plywood film/film |
| Wheels         | Ø200                          |

[Read more](#)

**SKU:** 0306003001

**Price:** from 752,05 €



## STORAGE TROLLEY WITH ADJUSTABLE SHELF - ROBUST AND FLEXIBLE SOLUTION

|                     |               |
|---------------------|---------------|
| Sizes               | 1270x660mm    |
| approx. weight      | 40kg          |
| Maximum Load        | 300kg         |
| Height to 1st shelf | 250mm         |
| Height to 2nd shelf | 750-900mm     |
| Shelf plate         | 16mm melamine |
| Wheels              | Ø160          |

[Read more](#)

**SKU:** 0301003007

**Price:** from 685,75 €



## PICKING CART WITH 9 COMPARTMENTS - 1080X450X1400 MM

|                |                                  |
|----------------|----------------------------------|
| Sizes          | 1080x450x1400mm                  |
| approx. weight | 50kg                             |
| Maximum Load   | 150kg                            |
| Base plate     | 15 mm birch plywood<br>film/film |
| Wheels         | Ø100                             |

[Read more](#)

**SKU:** N/A



## PICKING CART WITH 6 COMPARTMENTS - 760X450X1400 MM

|                |                                  |
|----------------|----------------------------------|
| Sizes          | 1080x450x1400mm                  |
| approx. weight | 55kg                             |
| Maximum Load   | 300kg                            |
| Shelf plate    | 15 mm birch plywood<br>film/film |
| Wheels         | Ø125                             |

[Read more](#)

**SKU:** N/A



## PACKING STATION - 500X500MM

|                     |           |
|---------------------|-----------|
| Sizes               | 500x500mm |
| approx. weight      | 18kg      |
| Maximum Load        | 50kg      |
| Height adjustable   | ✓         |
| Rotation Adjustable | ✓         |
| Wheels              | Ø75       |

[Read more](#)

**SKU:** 308680035




## HEIGHT-ADJUSTABLE ROLLING TABLE - 600X500MM

|                   |                                  |
|-------------------|----------------------------------|
| Sizes             | 600x500mm                        |
| approx. weight    | 15kg                             |
| Maximum Load      | 100kg                            |
| Table top         | 15 mm birch plywood<br>film/film |
| Height adjustable |                                  |
| Wheels            | Ø75 – 2 w/brakes, 2<br>un/brakes |

[Read more](#)

**SKU:** 2092900090

**Price:** from 506,35 €



## PACKING TABLE FRAME - ROBUST AND MOBILE WORKSTATION

Sizes  
approx. weight  
Maximum Load  
Prepared for  
Wheels

2000x1000x840mm  
45kg  
400kg  
Sheet metal assembly  
Ø100

[Read more](#)

**SKU:** N/A



## STAIR MODULE / LADDER KIEFEL KMD

[Read more](#)

**SKU:** N/A



## ROLLING TABLE WITH WOBBLE EDGE - 084R15

|                     |  |
|---------------------|--|
| Sizes               | 1200x600x885mm,<br>500x400x850mm,<br>900x550x900mm |
| approx. weight      | 38kg   |
| Maximum Load        | 200kg  |
| Height to 1st shelf | 210mm  |
| Height to 2nd shelf | 545mm  |
| Height to 3rd shelf | 900mm  |
| Wheels              | Ø100   |
| Shelf plate         | 16mm melamine                                      |

[Read more](#)

**SKU:** 084R15-M



## PACKING RACK ON WHEELS - 600X500MM

|                   |           |
|-------------------|-----------|
| Sizes             | 600x500mm |
| approx. weight    | 22.5kg    |
| Maximum Load      | 100kg     |
| Height adjustable | ✓         |
| Wheels            | Ø75       |

[Read more](#)

**SKU:** N/A




## ROLLING TABLE WITH LOOP EDGE - 089R21S

|                     |                                    |
|---------------------|------------------------------------|
| Sizes               | 1000x600x1010mm,<br>700x500x1010mm |
| approx. weight      | 20kg                               |
| Maximum Load        | 200kg                              |
| Height to 1st shelf | 210mm                              |
| Height to 2nd shelf | 710mm                              |
| Shelf plate         | 16mm melamine                      |
| Wheels              | Ø100                               |

[Read more](#)

**SKU:** 089R21S



## PALLET TRUCK

[Read more](#)

**SKU:** N/A



## DOUBLE CABINET WITH HINGED DOORS

[Read more](#)

SKU: N/A



## 1-STEP STEPLADDER WITH HANGER HANDLE

[Read more](#)

SKU: N/A



## ROLLING TABLE WITH HIGH WOBBLE EDGE - FELT COVERED

|              |  |
|--------------|--|
| Sizes        | 1250x650x875mm   |
| Maximum Load | 100 kg. per shelf  |
| Shelf plate  | 15mm birch plywood<br>film/film - Felt coated                        |
| Wheels       | 4 pcs. Ø150 - Swivel PNP<br>(Soft wheels) 2. w/brake 2.<br>w/o brake |

[Read more](#)

**SKU:** 2080110103

**Price:** from 649,35 €



## PICKING TROLLEY WITH SPRINGS - 850X450X800 MM

|                        |                     |
|------------------------|---------------------|
| Sizes                  | 850x450x800mm       |
| approx. weight         | 30kg                |
| Maximum Load           | 100kg               |
| Shelf plate            | Painted steel plate |
| Stroke length on shelf | 350mm               |
| Wheels                 | Ø75                 |

[Read more](#)

**SKU:** N/A



## STORAGE RACK WITH 4 SHELVES - 900X555X1500MM

|                |                |
|----------------|----------------|
| Sizes          | 900x555x1500mm |
| approx. weight | 30kg           |
| Maximum Load   | 200kg          |
| Wheels         | Ø100           |

[Read more](#)

**SKU:** N/A



## KEG CART

[Read more](#)

**SKU:** N/A



## HANGER RACK FOR DRUMS - 1000X750X1065MM

|                |                 |
|----------------|-----------------|
| Sizes          | 1000x750x1065mm |
| approx. weight | 25kg            |
| Maximum Load   | 100kg           |
| Hanger bar     | Ø30             |
| Wheels         | Ø100            |

[Read more](#)

**SKU:** N/A



## STAND FOR RETRACTOR

|                |                |
|----------------|----------------|
| Sizes          | 800x800x1150mm |
| approx. weight | 52 kg          |
| Maximum Load   | 300kg          |
| Wheels         | Ø250 PVR       |

[Read more](#)

**SKU:** 1804010001

## PACKING TABLE ON WHEELS - FLEXIBLE AND ROBUST WORK TABLE

Sizes  
approx. weight  
Table top

2000x800x700mm  
55kg  
18 mm Melamine board  
(ABS edge)

Wheels


Ø100

[Read more](#)

**SKU:** S110509



# STOCK ITEMS



## PALLET TRUCK

[Read more](#)

SKU: N/A

# PRODUCTION & ASSEMBLY

## EXTRACTION TABLE WITH HEIGHT ADJUSTMENT - ERG- O-LIFT 300



|                  |                                      |
|------------------|--------------------------------------|
| Sizes            | 2500x800mm                           |
| approx. weight   | 135kg                                |
| Lifting capacity | 400kg                                |
| Lifting columns  | 2 pcs DL2 - 500 pcs<br>(raise/lower) |
| Table top        | 20x30 birch slats                    |

[Read more](#)

**SKU:** 1003000037

**Price:** from 3.477,50 €

## EXTRACTION TABLE ON WHEELS - 2500X800X900 MM



|                |                   |
|----------------|-------------------|
| Sizes          | 2500x800x900mm    |
| approx. weight | 100kg             |
| Table top      | 20x30 birch slats |
| Wheels         | Ø160              |

[Read more](#)

**SKU:** 0106003001

**Price:** from 2.515,50 €



## SMALL EXTRACTION TABLE - 600X400X900 MM

|                |                   |
|----------------|-------------------|
| Sizes          | 600x400x900mm     |
| approx. weight | 24kg              |
| Maximum Load   | 100kg             |
| Table top      | 20x30 birch slats |
| Wheels         | Ø75               |

[Read more](#)

**SKU:** 403003001

**Price:** from 1.540,50 €



## ROLLING TABLE WITH PUSH BAR - 080R11 - MODEL 2

|                     |  |
|---------------------|--|
| Sizes               | 1200x600x875mm,<br>500x400x850mm,<br>900x550x875mm |
| approx. weight      | 25kg   |
| Maximum Load        | 200kg  |
| Height to 1st shelf | 185mm  |
| Height to 2nd shelf | 845mm  |
| Shelf plate         | 16mm melamine                                      |
| Wheels              | Ø100, Ø75  |

[Read more](#)

**SKU:** 080r11-2



## ROLLING TABLE WITH 2 SHELVES - 080R11 - MODEL 1

|                     |   |
|---------------------|---|
| Sizes               | 500x400x900 mm,<br>1200x600x900 mm,<br>900x550x900 mm |
| approx. weight      | 20kg  |
| Maximum Load        | 200kg   |
| Height to 1st shelf | 210mm   |
| Height to 2nd shelf | 900mm   |
| Shelf plate         | 16mm melamine   |
| Wheels              | Ø100, Ø75   |

[Read more](#)

**SKU:** 080R11



## HEIGHT-ADJUSTABLE WASTE RACK WITH LID - MODEL 4

|                |                   |
|----------------|-------------------|
| Sizes          | 440x420x630-900mm |
| approx. weight | 11kg              |
| Maximum Load   | 30kg              |
| Wheels         | Ø75               |
| Low            |                   |

[Read more](#)

**SKU:** 1804099003-4

**Price:** from 161,85 €



## SMALL MESH CAGE - 900X1200MM

|                |            |
|----------------|------------|
| Sizes          | 900x1200mm |
| approx. weight | 112kg      |
| Maximum Load   | 480kg      |

[Read more](#)

**SKU:** N/A



## 2-COMPARTMENT ROLL CONTAINER - FLEXIBLE AND MANAGEABLE STORAGE

|                |                 |
|----------------|-----------------|
| Sizes          | 1200x800x1750mm |
| approx. weight | 75kg            |
| Maximum Load   | 300kg           |
| Wheels         | Ø160            |

[Read more](#)

**SKU:** N/A



## A-FRAME ON WHEELS - 1500X1100X2050MM

|                |                                     |
|----------------|-------------------------------------|
| Sizes          | 1500x1100x2050mm                    |
| approx. weight | 50kg                                |
| Maximum Load   | 100kg. per plate                    |
| Shelf plate    | 4x 18 mm birch plywood<br>film/film |
| Wheels         | 4 swivels with brakes               |

[Read more](#)

**SKU:** 3086810002

**Price:** from 1.227,85 €



## STORAGE RACK ON WHEELS - 1250X800X1700 MM

|                |                                  |
|----------------|----------------------------------|
| Sizes          | 1250x800x1700mm                  |
| approx. weight | 100kg                            |
| Maximum Load   | 250kg                            |
| Table top      | 15 mm birch plywood<br>film/film |

[Read more](#)

**SKU:** N/A



## STORAGE RACK FOR LARGE ITEMS - EFFICIENT AND SPACE-SAVING SOLUTION

|                |                 |
|----------------|-----------------|
| Sizes          | 1600x900x1800mm |
| approx. weight | 80kg            |
| Maximum Load   | 200kg           |
| Shelf plate    | 16mm melamine   |
| Wheels         | Ø160            |

[Read more](#)

**SKU:** N/A



## HEIGHT ADJUSTABLE TABLE - 1200X600MM - DUO-LET 3070

|                  |                      |
|------------------|----------------------|
| Sizes            | 1200x600mm           |
| approx. weight   | 60kg                 |
| Lifting capacity | 200kg                |
| Lifting columns  | 2 pcs DL6 - 650 slg. |

[Read more](#)

**SKU:** N/A



## STAND FOR SAFETY HELMETS - WITH WALL MOUNT - 250X230X1200 MM

Sizes 250x230x1200mm  
approx. weight  
Maximum Load 100kg  
Base plate Steel plate

[Read more](#)

**SKU:** 1802000001

**Price:** from 373,75 €



## BRANCH RACK ON WHEELS - 1300X950X1700 MM

Sizes 1300x950x1700mm  
approx. weight 40kg  
Maximum Load 300kg  
Forks Ø19x470mm  
Wheels 4 pcs Tente PVR wheels  
Ø125 swivel  
Distance between branches 100mm C/C  
Branch target Ø19x470mm

[Read more](#)

**SKU:** 1702000002




## HEIGHT ADJUSTABLE TABLE - ERG-O-LITE

|                  |  |
|------------------|--|
| Sizes            | 1600x800mm,<br>1800x800mm,<br>2000x800mm                             |
| approx. weight   | 46 kg  |
| Table top        | 15 mm birch plywood<br>film/film, 18 mm Melamine<br>board (ABS edge) |
| Lifting capacity | 160 kg   |
| Lifting columns  | 2 pcs DL6 - 650 slg.   |

[Read more](#)

**SKU:** 0202000050-1



## ROLLSTAND FLEX SINGLE

[Read more](#)

**SKU:** 3086800140



## HEIGHT ADJUSTABLE TABLE WITH TILT FUNCTION - 900X600MM - DUO-LET 3070

|                          |                    |
|--------------------------|--------------------|
| Sizes                    | 900x600x720-1370mm |
| approx. weight           | 40kg               |
| Lifting capacity         | 50kg               |
| Wheels                   | Ø100               |
| Vip function             | up to 80°          |
| Maximum tilting capacity | 50 kg              |

[Read more](#)

**SKU:** N/A



## ERGONOMIC LIFT TABLE ERG-O-LIFT 300 SINGLE | ELECTRIC ASSEMBLY TABLE

|                  |   |
|------------------|---|
| Sizes            | 600/1200x600x800 mm   |
| approx. weight   | 70kg  |
| Lifting capacity | 200kg   |
| Table top        | 16 mm MDF with grooved<br>rubber mat glued on - 1<br>piece 600x600 mm, 2<br>pieces 600x300 mm |
| Foldable         | pages   |
| Battery pack     | Included  |
| Lifting columns  | 1 DL2 - 500 pcs.  |
| Wheels           | Ø100  |

[Read more](#)

**SKU:** 102300002



## HEIGHT ADJUSTABLE TABLE WITH TILT FUNCTION - 2100X1000 MM - ERG-O- LIFT 300

|                          |                                  |
|--------------------------|----------------------------------|
| Sizes                    | 2100x1000x700-1000mm             |
| approx. weight           | 150kg                            |
| Lifting capacity         | 400kg                            |
| Table top                | 15 mm birch plywood<br>film/film |
| Vip function             | 2 separate tilt functions        |
| Maximum tilting capacity | 200 kg. per tilt actuator        |

[Read more](#)

**SKU:** N/A



## LARGE SHEET METAL TROLLEY - 2000X800X1200 MM

|                |                 |
|----------------|-----------------|
| Sizes          | 2000x800x1200mm |
| approx. weight | 180kg           |
| Maximum Load   | 400kg           |
| Wheels         | Ø160            |

[Read more](#)

**SKU:** N/A



## ROLLING TABLE WITH 3 SHELVES - 1000X500X1000MM - 088R20

|                     |                 |
|---------------------|-----------------|
| Sizes               | 1000x500x1000mm |
| approx. weight      | 27kg            |
| Maximum Load        | 200kg           |
| Height to 1st shelf | 210mm           |
| Height to 2nd shelf | 545mm           |
| Height to 3rd shelf | 900mm           |
| Shelf plate         | 16mm melamine   |
| Wheels              | Ø100            |

[Read more](#)

**SKU:** 088R20

**Price:** from 388,05 €



## STORAGE TROLLEY WITH ADJUSTABLE SHELF - ROBUST AND FLEXIBLE SOLUTION

|                     |               |
|---------------------|---------------|
| Sizes               | 1270x660mm    |
| approx. weight      | 40kg          |
| Maximum Load        | 300kg         |
| Height to 1st shelf | 250mm         |
| Height to 2nd shelf | 750-900mm     |
| Shelf plate         | 16mm melamine |
| Wheels              | Ø160          |

[Read more](#)

**SKU:** 0301003007

**Price:** from 685,75 €



## PLATE TROLLEY WITH ROLLERS - 1200X800X442MM

|                |                |
|----------------|----------------|
| Sizes          | 1200x800x442mm |
| approx. weight | approx. 70kg   |
| Maximum Load   | 400kg          |
| Wheels         | Ø100           |
| Ball roller    |                |
| Roller rails   |                |

[Read more](#)

**SKU:** S110438



## HEIGHT-ADJUSTABLE ROLLING TABLE - 600X500MM

|                   |                                  |
|-------------------|----------------------------------|
| Sizes             | 600x500mm                        |
| approx. weight    | 15kg                             |
| Maximum Load      | 100kg                            |
| Table top         | 15 mm birch plywood<br>film/film |
| Height adjustable |                                  |
| Wheels            | Ø75 - 2 w/brakes, 2<br>un/brakes |

[Read more](#)

**SKU:** 2092900090

**Price:** from 506,35 €




## ROLLING TABLE WITH LOOP EDGE - 089R21S

|                     |                                    |
|---------------------|------------------------------------|
| Sizes               | 1000x600x1010mm,<br>700x500x1010mm |
| approx. weight      | 20kg                               |
| Maximum Load        | 200kg                              |
| Height to 1st shelf | 210mm                              |
| Height to 2nd shelf | 710mm                              |
| Shelf plate         | 16mm melamine                      |
| Wheels              | Ø100                               |

[Read more](#)


**SKU:** 089R21S



## PALLET TRUCK

[Read more](#)

**SKU:** N/A



## UNWINDER FRAME

[Read more](#)

SKU: N/A



## STORAGE RACK WITH 4 SHELVES - 900X555X1500MM

|                |                |
|----------------|----------------|
| Sizes          | 900x555x1500mm |
| approx. weight | 30kg           |
| Maximum Load   | 200kg          |
| Wheels         | Ø100           |

[Read more](#)

SKU: N/A



## LIFT TABLE WITH TILT - LIFT-O-LET 120 SPECIAL | ERGONOMICS & ADJUSTABLE DESIGN

|                  |                                  |
|------------------|----------------------------------|
| Sizes            | 1200x800mm                       |
| approx. weight   | 40kg                             |
| Lifting capacity | 120kg                            |
| Table top        | 15 mm birch plywood<br>film/film |

[Read more](#)

**SKU:** N/A



## WORKBENCH / QA STATION

|                |                                    |
|----------------|------------------------------------|
| Sizes          | 1600x800x800mm                     |
| approx. weight | 266kg                              |
| Maximum Load   | 400kg                              |
| Shelf plate    | 10mm melamine                      |
| Table top      | 18 mm Melamine board<br>(ABS edge) |

[Read more](#)

**SKU:** 120000117



## ROLLING TABLE WITH WOBBLE EDGE - 084R15

|                     |  |
|---------------------|--|
| Sizes               | 1200x600x885mm,<br>500x400x850mm,<br>900x550x900mm |
| approx. weight      | 38kg   |
| Maximum Load        | 200kg  |
| Height to 1st shelf | 210mm  |
| Height to 2nd shelf | 545mm  |
| Height to 3rd shelf | 900mm  |
| Wheels              | Ø100   |
| Shelf plate         | 16mm melamine                                      |

[Read more](#)

**SKU:** 084R15-M



## TOOL TROLLEY WITH LIFTING BENCH - 1000X750X975-1675MM

|                  |  |
|------------------|--|
| Sizes            | 1000x750x975-1675mm                    |
| approx. weight   | 225kg                                  |
| Lifting capacity | 1000kg                                 |
| Wheels           | Extra strong                           |
| Battery pack     | with controls                          |
| Table top        | 50 mm PE-HD sheet, with<br>tool slots. |

|                     |   |
|---------------------|---|
| Roller rails        |   |
| Electric propulsion | X |

[Read more](#)

**SKU:** S110200-1-1

## LIFTING PLATFORM - LIFT-O-LET 390 | ROBUST & ERGONOMIC



Sizes  
approx. weight  
Lifting capacity

1200x800x120-480mm  
55kg  
200kg

[Read more](#)

SKU: N/A

# HEALTHCARE SECTOR



## STAND FOR SAFETY HELMETS - WITH WALL MOUNT - 250X230X1200 MM

|                |                |
|----------------|----------------|
| Sizes          | 250x230x1200mm |
| approx. weight |                |
| Maximum Load   | 100kg          |
| Base plate     | Steel plate    |

[Read more](#)

**SKU:** 1802000001

**Price:** from 373,75 €



## PICKING TROLLEY WITH HEIGHT ADJUSTMENT - 950X500X1300 MM

|                |                |
|----------------|----------------|
| Sizes          | 950x500x1300mm |
| approx. weight | 26kg           |
| Maximum Load   | 75kg           |
| Tray           | 300x400x200mm  |
| Wheels         | Ø100           |

[Read more](#)

**SKU:** 0309003003

**Price:** from 1.487,85 €



## PUSH TROLLEY WITH PUSH BAR - ROBUST AND MOBILE TRANSPORTATION

|                |               |
|----------------|---------------|
| Sizes          | 850x470x800mm |
| approx. weight | 15kg          |
| Maximum Load   | 100kg         |
| Ball           | 800x530x300mm |
| Wheels         | Ø100          |

[Read more](#)

**SKU:** 0902003003

**Price:** from 307,45 €



## 85 LITER TUB CART - ROBUST & MOBILE TRANSPORT SOLUTION

|                |               |
|----------------|---------------|
| Sizes          | 650x500x960mm |
| approx. weight | 14kg          |
| Maximum Load   | 100kg         |
| Wheels         | Ø75           |

[Read more](#)

**SKU:** 090200300



## CATAFALQUE 2080X700X500-900MM

|                  |                     |
|------------------|---------------------|
| Sizes            | 2080x700x500-900mm  |
| approx. weight   | 150kg               |
| Lifting capacity | 275kg               |
| Roller rails     | 5x Ø60 roller rails |
| Wheels           | Ø125                |

[Read more](#)

**SKU:** 1009000002



## LIFTING TABLE - 1100X600 MM

|                  |                       |
|------------------|-----------------------|
| Sizes            | 1100x600mm            |
| approx. weight   | 25kg                  |
| Lifting capacity | 50kg                  |
| Battery pack     | with controls         |
| Table top        | 10mm compact laminate |
| Wheels           | Ø75                   |

[Read more](#)

**SKU:** N/A



## STAINLESS STEEL HEIGHT ADJUSTABLE TABLE ON CASTORS - 1500X600 MM - ERG-O-LET 312 - IPX6

|                                |                     |
|--------------------------------|---------------------|
| Sizes                          | 1500x600x700-1000mm |
| approx. weight                 | 75kg                |
| Lifting capacity               | 275kg               |
| Wheels                         | Ø125                |
| Suitable for the food industry | ✓                   |

[Read more](#)

**SKU:** 0101312002

**Price:** from 3.763,50 €



## CABINET TROLLEY - 1230X630X1250 MM

|              |   |
|--------------|---|
| Sizes        | 1230x630x1250mm   |
| Maximum Load | 300kg   |
| Wheels       | Ø160 - 2 fixed, 2 swivel - non-marking gray rubber for handle |
| Lås          |   |
| Shelves      | 1 removable middle shelf                                      |

[Read more](#)

**SKU:** 0308003004

**Price:** from 2.580,50 €



## STAINLESS STEEL WASTE RACK

Sizes 440x420x630-900mm  
approx. weight  
Wheels 4pcs Ø75 w/brakes

[Read more](#)

**SKU:** 1804099075

**Price:** from 253,50 €



## STAINLESS STEEL LIFTING TABLE - 500X600 MM

Sizes  
approx. weight 42kg  
Lifting capacity 200kg  
Lifting columns 1 DL2 - 500 pcs.  
Wheels Ø100

[Read more](#)

**SKU:** N/A

# TEXTILE INDUSTRY



## HANGER RACK ON WHEELS - MODEL 2

|                |                                     |
|----------------|-------------------------------------|
| Sizes          | 1500x500x1600mm,<br>2000x500x1600mm |
| approx. weight | 9kg                                 |
| Maximum Load   | 100kg. per hanger bar               |
| Hanger bar     | Ø30 Chrome, Ø30<br>lacquered        |
| Wheels         | Ø100                                |

[Read more](#)

**SKU:** 1804003001



## HANGER RACK ON WHEELS WITH 2 HANGER RODS - MODEL 4

|                |                                     |
|----------------|-------------------------------------|
| Sizes          | 1500x500x1600mm,<br>2000x500x1600mm |
| approx. weight | 10.5kg                              |
| Maximum Load   | 100kg. per hanger bar               |
| Hanger bar     | Ø30 Chrome x2, Ø30<br>lacquered x2  |
| Wheels         | Ø100                                |

[Read more](#)

**SKU:** 18040030014



## HEIGHT-ADJUSTABLE WASTE RACK WITH LID - MODEL 4

|                |                   |
|----------------|-------------------|
| Sizes          | 440x420x630-900mm |
| approx. weight | 11kg              |
| Maximum Load   | 30kg              |
| Wheels         | Ø75               |
| Low            |                   |

[Read more](#)

**SKU:** 1804099003-4

**Price:** from 161,85 €



## GRID RACK - 1500×700×2000 MM

|                |                 |
|----------------|-----------------|
| Sizes          | 1500x700x2000mm |
| approx. weight | 45kg            |
| Maximum Load   | 200kg           |
| Wheels         | Ø75             |

[Read more](#)

**SKU:** N/A



## HANGER RACK WITH REMOVABLE RODS - 2000X500X1900MM

|                |                       |
|----------------|-----------------------|
| Sizes          | 2000x1900x500mm       |
| approx. weight | 15kg                  |
| Maximum Load   | 100kg. per hanger bar |
| Hanger bar     | 3 pcs. Ø30x2          |
| Wheels         | Ø75                   |

[Read more](#)

**SKU:** 1804003003



## HANGER RACK WITH 3 HANGER BARS - 2000X1900X500MM

|                |                       |
|----------------|-----------------------|
| Sizes          | 2000x1900x500mm       |
| approx. weight | 25kg                  |
| Maximum Load   | 100kg. per hanger bar |
| Hanger bar     | 3 pcs. Ø30x2          |
| Wheels         | Ø75                   |

[Read more](#)

**SKU:** 1804003002



## ERGONOMIC TEXTILE CART - 600X390X770-1070MM

|                |                    |
|----------------|--------------------|
| Sizes          | 600x390x770-1070mm |
| approx. weight | 10kg               |
| Maximum Load   | 75kg               |
| Bottom shelf   | 150mm from floor   |
| Top shelf      | 470mm from floor   |
| Wheels         | Ø75                |

[Read more](#)

**SKU:** N/A



## TEXTILE TROLLEY SMALL

|                |                     |
|----------------|---------------------|
| Sizes          | 470x390x900mm       |
| approx. weight | 20kg                |
| Maximum Load   | 100kg               |
| Shelf plate    | 18mm laminate board |
| Wheels         | Ø75                 |

[Read more](#)

**SKU:** N/A



## 85 LITER TUB CART - ROBUST & MOBILE TRANSPORT SOLUTION

|                |               |
|----------------|---------------|
| Sizes          | 650x500x960mm |
| approx. weight | 14kg          |
| Maximum Load   | 100kg         |
| Wheels         | Ø75           |

[Read more](#)

**SKU:** 090200300



## BASKET TROLLEY WITH 15 BASKETS - 1440X600X1750MM

|                |                 |
|----------------|-----------------|
| Sizes          | 1440x600x1750mm |
| approx. weight | 75kg            |
| Maximum Load   | 200kg           |
| Curves         | 15pcs.          |
| Wheels         | Ø100            |

[Read more](#)

**SKU:** S110200

# TRANSPORTATION



## MESH CAGE WITH FOLDABLE SIDE - 900X1200MM

|                |            |
|----------------|------------|
| Sizes          | 900x1200mm |
| approx. weight | 160kg      |
| Maximum Load   | 480kg      |
| Foldable       | Shelf      |
| Wheels         | Ø125       |

[Read more](#)

**SKU:** 2095310010

**Price:** from 1.929,85 €



## SMALL MESH CAGE - 900X1200MM

|                |            |
|----------------|------------|
| Sizes          | 900x1200mm |
| approx. weight | 112kg      |
| Maximum Load   | 480kg      |

[Read more](#)

**SKU:** N/A



## **GAS CAGE - 1310X1220X1950 MM**

|                |                  |
|----------------|------------------|
| Sizes          | 1310x1220x1950mm |
| approx. weight | 210kg            |
| Maximum Load   | 1000kg           |
| Aluminum boom  | 2                |

[Read more](#)

**SKU:** N/A



## **TRANSPORT CAGE 1300X1220X840MM**

|                |   |
|----------------|---|
| Sizes          | 1300x1220x840mm   |
| approx. weight | 75kg  |
| Maximum Load   | 1000kg  |
| Stabling       | Designed to be stackable<br>and stable during<br>transportation |

[Read more](#)

**SKU:** N/A



## 2-COMPARTMENT ROLL CONTAINER - FLEXIBLE AND MANAGEABLE STORAGE

|                |                 |
|----------------|-----------------|
| Sizes          | 1200x800x1750mm |
| approx. weight | 75kg            |
| Maximum Load   | 300kg           |
| Wheels         | Ø160            |

[Read more](#)

**SKU:** N/A



## ROLL CONTAINER WITH FOLD-DOWN FRONT - FLEXIBLE STORAGE SOLUTION

|                |                 |
|----------------|-----------------|
| Sizes          | 1200x600x1400mm |
| approx. weight | 55kg            |
| Maximum Load   | 200kg           |
| Wheels         | Ø100            |
| Base plate     | 16mm melamine   |
| Foldable       | Front           |

[Read more](#)

**SKU:** 1903003001

**Price:** from 802,75 €



## HIGH ROLL CONTAINER - ROBUST AND TALL STORAGE SOLUTION

|                |                                  |
|----------------|----------------------------------|
| Sizes          | 1200x600x1850mm                  |
| approx. weight | 65kg                             |
| Maximum Load   | 200kg                            |
| Base plate     | 15 mm birch plywood<br>film/film |
| Wheels         | Ø160                             |

[Read more](#)

**SKU:** N/A



## DOUBLE-SIDED SHEET METAL TROLLEY - 1270X800X1200MM

|                |                 |
|----------------|-----------------|
| Sizes          | 1270x800x1200mm |
| approx. weight | 90kg            |
| Maximum Load   | 500kg           |
| Wheels         | Ø160            |

[Read more](#)

**SKU:** 2041020003

**Price:** from 1.266,85 €



## LARGE SHEET METAL TROLLEY - 2000X800X1200 MM

|                |                 |
|----------------|-----------------|
| Sizes          | 2000x800x1200mm |
| approx. weight | 180kg           |
| Maximum Load   | 400kg           |
| Wheels         | Ø160            |

[Read more](#)

**SKU:** N/A



## CART FOR CARDBOARD - 600X400X940MM

|                |               |
|----------------|---------------|
| Sizes          | 600x400x940mm |
| approx. weight | 20kg          |
| Maximum Load   | 200kg         |
| Wheels         | Ø100          |

[Read more](#)

**SKU:** N/A



## PICKING CART WITH 9 COMPARTMENTS - 1080X450X1400 MM

|                |                                  |
|----------------|----------------------------------|
| Sizes          | 1080x450x1400mm                  |
| approx. weight | 50kg                             |
| Maximum Load   | 150kg                            |
| Base plate     | 15 mm birch plywood<br>film/film |
| Wheels         | Ø100                             |

[Read more](#)

**SKU:** N/A



## LOADER WAGON - 1200X600X400MM

|                |                                  |
|----------------|----------------------------------|
| Sizes          | 1200x600x400mm                   |
| approx. weight | 40kg                             |
| Maximum Load   | 500kg                            |
| Base plate     | 15 mm birch plywood<br>film/film |
| Wheels         | Ø260                             |

[Read more](#)

**SKU:** N/A




## LARGE ROLL CONTAINER - HIGH CAPACITY AND HEAVY-DUTY CONSTRUCTION

|                |                 |
|----------------|-----------------|
| Sizes          | 1200x600x1850mm |
| approx. weight | 100kg           |
| Maximum Load   | 300kg           |
| Wheels         | Ø125            |

[Read more](#)

**SKU:** N/A



## CONTAINER TROLLEY WITH 2 DOORS AND SPILL TRAY - 1200X800X1910

|                     |   |
|---------------------|---|
| Sizes               | 1200x800x1910mm   |
| Indvendig størrelse | 1140x740x1640mm   |
| Maximum Load        | 400kg   |
| Wheels              | 4 pcs. Ø125 - 2 fixed and 2<br>swivel w/brake - TENTE PVR |

[Read more](#)

**SKU:** 0302602001



## OPEN-FRONT ROLL CONTAINER - FLEXIBLE TRANSPORTATION


Sizes  
approx. weight  
Base plate

700x1200x1600mm  
85kg  
15 mm birch plywood  
film/film  
Ø100

Wheels

[Read more](#)

**SKU:** N/A



## PALLET TRUCK

[Read more](#)

**SKU:** N/A



## SMALL ROLL CONTAINER - MOBILE AND COMPACT STORAGE SOLUTION

|                |               |
|----------------|---------------|
| Sizes          | 320x320x680mm |
| approx. weight | 15kg          |
| Maximum Load   | 100kg         |
| Wheels         | Ø50           |

[Read more](#)

**SKU:** N/A

# INDEX

## 1

1-step stepladder with hanger handle 156, 240

## 2

2-compartment roll container - flexible and manageable storage 108, 225, 251, 280

2-sided Screen wall on wheels - 1800x2000mm 84

20x3 flat steel S275JR 193

20x6 flat steel S275JR 184

25x25x2 square tube steel profile pipe - EN10305-5 197

## 3

30x20x1.5 square tube precision steel tube 199, 202

30x30 Pipe leg B44-3030 Plastic plug black 172

30x30 Pipe leg plastic plug black B44 dupsko 169

30x30x1.5 square tube precision steel tube 172

30x30x2 square tube precision steel tube 197

30x30x2 square tube steel profile tube 200

30x30x3 square tube hollow profile cold formed 207

30x50x3 square tube hollow profile cold formed 169

30x6 flat steel S275JR 181

## 4

40x20x1.5 square tube precision steel tube 190

40x40x2 square tube precision steel tube EN10305 187

## 5

50x30 1 Pipe leg plastic plug black B46 dupsko 209

50x30x2 square tube precision steel tube 205

50x50x1.5 square tube precision steel tube decapped 195

## 8

80x6 flat steel S275JR 210

85 Liter Tub Cart - Robust & Mobile Transport Solution 54, 267, 276

## A

A-frame on wheels - 1500x1100x2050mm 77, 216, 252

A-frame with overhang - 1500x1100x2050 mm 78, 218, 228

A-frame with removable shelves - 2000x800x2050mm 77, 217, 226

Aluminum rail guide for raise/lower - left 124

Assembly station on wheels with cable holders and raising/lowering function 56, 222

## B

B100000 bottom shelf 1600x750x18 175

B100000 worktop 1600x800x24 light gray 178

Back bar gray - 1446x25x50x2 mm R7004 140

Balance block for C-profile 0.6-1.5 kg 137

Base plate stainless steel 1.5x606x856mm laser cut 206

Basket trolley with 15 baskets - 1440x600x1750mm 74, 276

Battery cable 200 mm 2 pole connector Linak 125  
Battery cable 200 Plug with 2-pin connector Linak 119  
Battery picking cart - 1220x600x1050 mm 17, 68, 230  
Birch plywood Wire/film 2500x1250x15mm carriage base plate 202  
Branch rack on wheels - 1000x600x1500mm 94  
Branch rack on wheels - 1300x950x1700 mm 94, 254

## C

C-profile rail suspension rail 1990 mm R7004 147  
Cabinet trolley - 1230x630x1250 mm 4, 269  
Cable trolley with base plate 56, 222  
Cart for cardboard - 600x400x940mm 60, 233, 282  
Cart for cardboard with 5 hangers - 600x550x940 mm 63  
Cat for C-profile 22mm - double wheel 141  
Cat for C-profile 22mm - single wheel 142  
Catafalque 2080x700x500-900mm 51, 268  
Catafalque apron 2080x700 208  
Clip holder for paper - for whiteboard 144  
Clothes hanger stand on leveling shoe with 2 hanger bars - Model 3 15, 90  
Container trolley with 2 doors and spill tray - 1200x800x1910 111, 284  
Control box Linak CBD6S 2 channels 200W 122  
Control for Linak 1 ref. w/memory 118  
Control for Linak up/down 2 ref. u/memory 122  
Control for Linak up/down DPF1K00 116  
Control for Linak up/down waterproof TP1 116  
Curved bracket in 10mm plate 196  
Curved support plate for rollstand 176  
Curved U-profile for rollstand 179  
Cut bracket plate in 10mm 198

## D

Detail for package stand 5x20mm 185  
Device C13 plug w/ 2 m cord 230V power cable Linak 120  
DL20184 Linak actuator DL2XXCA00500655 117  
DL20370-00 Linak actuator DL27XCA00350505 127  
Double cabinet with hinged doors 156, 240  
Double-sided sheet metal trolley - 1270x800x1200mm 65, 281  
Drawer section 3x100mm top hung 198

## E

Edge strip black, clamping width of 1-2mm 194  
Erg-O-Lift 300 - Tilt & Castors - 1800x1000 mm 173  
Ergonomic Lift Table Erg-O-Lift 300 Single | Electric assembly table 40, 163, 256  
Ergonomic Textile Cart - 600x390x770-1070mm 73, 275  
Extraction table on wheels - 2500x800x900 mm 46, 224, 248  
Extraction table with height adjustment - Erg-O-Lift 300 46, 248

## F

Fee 174  
Folder holder - 320x145x250 mm gray R7004 145  
Furniture trolley with buckles - safe and robust transportation 18, 50, 232

## G

Gas cage - 1310x1220x1950 mm 113, 279

Grid rack - 1500x700x2000 mm 86, 273

## H

Hand grip M8x30 Adjustable black 175

Hand grip M8x30 black 178

Hanger rack for drums - 1000x750x1065mm 92, 243

Hanger rack on wheels - Model 2 14, 89, 272

Hanger rack on wheels with 2 hanger rods - Model 4 15, 90, 272

Hanger rack with 3 hanger bars - 2000x1900x500mm 91, 229, 274

Hanger rack with removable rods - 2000x500x1900mm 91, 274

Hanger stand on leveling shoe - Model 1 14, 89

Height adjustable table - 1200x600mm - Duo-Let 3070 27, 162, 253

Height adjustable table - Duo-Let 3070 27

Height adjustable table - Duo-let 3070 - Model 1 7, 23

Height adjustable table - Duo-let 3070 - model 1 183

Height adjustable table - Erg-O-Lift 300 - Model 1 25

Height adjustable table - Erg-O-Lite 12, 28, 255

Height adjustable table with drawer - Duo-Let 3070 26

Height adjustable table with superstructure and drawer - Duo-Let 3070 26

Height adjustable table with tilt function - 1800x1000 mm - Erg-O-Let 312 38, 221

Height adjustable table with tilt function - 2100x1000 mm - Erg-O-Lift 300 36, 164, 219, 230, 257

Height adjustable table with tilt function - 4000x750mm - Erg-O-Lift 300 35, 219

Height adjustable table with tilt function - 900x600mm - Duo-Let 3070 35, 256

Height adjustable table with tilt function - Erg-O-Let 312 - 1000x600mm 34, 163, 218

Height adjustable table with tilt function - Erg-O-Lift 300 - 2100x1560mm 34, 216

Height adjustable table with wheels - 2400x750 mm - Erg-O-Let 310 28, 165, 231

Height-adjustable rolling table - 600x500mm 101, 236, 259

Height-adjustable waste rack - Model 1 80

Height-adjustable waste rack - Model 2 80

Height-adjustable waste rack with lid - Model 3 81

Height-adjustable waste rack with lid - Model 4 81, 250, 273

High roll container - robust and tall storage solution 109, 281

Hinge lock - Tongue 45x16x8 mm 139

Holder for up/down operation Linak 90gr 203

## I

Industrial coffee cabinet - 440x650x945 mm 3

Industrial coffee cabinet - 860x560x850 mm 4

## K

Keg cart 50, 242

Keyboard and monitor holder with arm - for back column 136

Keyboard holder with arm - for back column 138

Knuckle shelf stainless steel 1.5mm laser cut 211

## L

LA31 250mm 12V Linak actuator 125

LA31 300mm 12V Linak actuator 126

LA31 400mm 12V Linak actuator vip 127

LA31 450mm 12V Linak actuator leg 126

Large roll container - high capacity and heavy-duty construction 110, 284

Large sheet metal trolley - 2000x800x1200 mm 65, 232, 257, 282  
Lift table with tilt - Lift-O-Let 120 Special | Ergonomics & Adjustable Design 41, 167, 262  
Lifting platform - Lift-O-Let 390 | Robust & Ergonomic 42, 151, 264  
Lifting table - 1100x600 mm 40, 166, 268  
Linak actuator DL12 column 117  
Linak Bluetooth dongle 118  
Linak Lithium battery 2.15Ah/52Wh 24V DC 119  
Linak Lithium battery 2.85 Ah 25.3-25.7V DC 123  
Loader wagon - 1200x600x400mm 58, 283  
Lowering table with superstructure - Duo-Let 3070 - Model 2 7, 23  
Lowering table with superstructure - Duo-Let 3070 - Model 3 8, 24  
Lowering table with superstructure - Duo-Let 3070 - Model 4 8, 24  
Lowering table with superstructure - Erg-O-Lift 300 - Model 2 25

## M

Machine shoe Ø55 black 33-D55M10x30 1 174  
Mesh cage with foldable side - 900x1200mm 106, 278  
Miscellaneous purchased item 192  
Modular workstation 3, 21  
Monitor holder with arm - for back column 138  
Motor cable 0.2m Linak 123  
Motor cable 0.5m Linak 121  
Motor cable 1.0m Linak 124  
Motor cable 1.55m Linak 120  
Mounting bracket - Suspension arm for C-profile 144  
Mounting bracket for lifting column Linak DL2 205  
Mounting kit M8 w/spring for rear column 143  
Mounting plate for remote control w/magnet Linak 200  
Multifunctional ear tag cart 182

## N

Network cable 0.3m 8 pole RJ45 Linak 121

## O

Open-front roll container - flexible transportation 110, 285  
Open-sided roll container - flexible and easily accessible 109, 226  
Order picking trolley with battery and lifting/lowering function - 960x650 mm 68

## P

Packing rack on wheels - 600x500mm 98, 238  
Packing station - 500x500mm 98, 155, 236  
Packing table frame - robust and mobile workstation 44, 237  
Packing table on wheels - flexible and robust work table 44, 166, 244  
Pallet truck 239, 246, 260, 285  
Panel lift - 2100x1850mm - Erg-O-Lift 300 158  
Parcel trolley with grid - robust and safe transportation 60, 234  
Pen holder - set 146  
Perforated sheet 9x9mm holes 7% air 195  
Picking box 250x148x130 (DxWxH) gray 134  
Picking box 300x115x100 (DxWxH) blue 145  
Picking box 300x230x150 (DxWxH) gray 146  
Picking cart with 6 compartments - 760x450x1400 mm 70, 235  
Picking cart with 9 compartments - 1080x450x1400 mm 70, 235, 283

Picking trolley with 4 shelves - 1270x660x1700 mm 71  
Picking trolley with height adjustment - 950x500x1300 mm 69, 155, 266  
Picking trolley with springs - 850x450x800 mm 71, 241  
Plate 20mm 600x110mm 170, 211  
Plate 20mm 600x310mm 208  
Plate 2mm 555x325mm 191  
Plate 3mm 555x465 193  
Plate 5mm 75x75mm support 173  
Plate for position stop 176  
Plate for tilt with holes 5mm 179  
Plate in 10mm. 103x270mm 201  
Plate trolley with rollers - 1200x800x442mm 66, 259  
Plug Ø36xM16-25 steel 235 oversize 186  
POM roll with ball bearing 180, 183  
Positioning bolt without stop M12x1.5 thread 171  
Profile tube 25x25x1.5 stainless brushed 188  
Push trolley with push bar - robust and mobile transportation 54, 267

## R

Raise and lower table with tilt function - Erg-O-Lift 300 - Flex 37, 154, 165, 220  
Raise-lower table - Erg-O-Lift 300 - Dual Tilt 36, 164, 220  
Raise-lower table with tilt function - Erg-O-Lift 300 - 2130x1560mm 37, 221  
Reinforcement for pos stop 5x20mm 182  
Roll container with fold-down front - flexible storage solution 108, 280  
Rolling table with 2 shelves - 080R11 - Model 1 17, 100, 224, 250  
Rolling table with 3 shelves - 1000x500x1000mm - 088R20 101, 233, 258  
Rolling table with high wobble edge - felt covered 103, 241  
Rolling table with loop edge - 089R21S 102, 239, 260  
Rolling table with push bar - 080R11 - Model 2 100, 225, 249  
Rolling table with wobble edge - 084R15 102, 238, 263  
Rollstand complete - 1350 mm core 177  
Rollstand Flex 86, 154, 229  
Rollstand Flex Single 87, 255  
Round steel Ø8 stainless cold drawn ground 191  
Rubber stopper - Ø22x7 - black 139

## S

Shaft Ø25 x 132mm 206  
Shelving trolley with 3 shelves - 1200x600x1450mm 61  
Sit-to-stand table with tilt function - Erg-O-Let 310 - Model 1 9, 31, 213  
Sit-to-stand table with tilt function - Erg-O-Let 310 - Model 2 9, 31, 213  
Sit-to-stand table with tilt function - Erg-O-Let 310 - Model 3 10, 32, 214  
Sit-to-stand table with tilt function - Erg-O-Let 310 - Model 4 10, 32, 214  
Sit-to-stand table with tilt function - Erg-O-Lift 300 - Model 1 11, 33, 162, 215  
Sit-to-stand table with tilt function - Erg-O-Lift 300 - Model 2 11, 33, 215  
Small extraction table - 600x400x900 mm 47, 249  
Small mesh cage - 900x1200mm 106, 251, 278  
Small picking cart - 650x500x960 mm 69, 231  
Small roll container - mobile and compact storage solution 111, 286  
Stainless Ear Tag Trolley - 1050x600x900mm 52, 150, 159  
Stainless steel height adjustable table - Erg-O-Let 310 - 1600x700 mm 29, 149  
Stainless steel height adjustable table on castors - 1500x600 mm - Erg-O-Let 312 - IPX6 29, 149, 269

Stainless steel height-adjustable monitor holder - Ceiling mounting 152, 160  
Stainless steel hinge bracket for shelf. 165x305mm. Shelf boy 185  
Stainless Steel Lifting Table - 500x600 mm 41, 151, 270  
Stainless steel plate 1.5x1000x2000mm 194  
Stainless steel plate 3x1000x2000mm 196  
Stainless steel plug for Tape/Liner stand 186  
Stainless steel plug for Tape/Liner Stand 189  
Stainless steel profile guide 1.5x25x25x600mm 201  
Stainless steel profile guide 1.5x25x25x608mm 199  
Stainless steel profile guide 1.5x25x50x100mm 204  
Stainless steel roller table with push bar - 600x400mm 180  
Stainless steel waste rack 82, 150, 270  
Stair module / Ladder KIEFEL KMD 157, 237  
Stand for retractor 51, 157, 243  
Stand for safety helmets - 2 sections - 780x470x1600mm 85, 227  
Stand for safety helmets - with wall mount - 250x230x1200 mm 85, 228, 254, 266  
Steel shelf 670x300 mm R7004 142  
Steel shelf 900x300 mm R7004 141  
Steel shelf gray R7004 670x210 mm with end plates 147  
Steel shelf gray R7004 900x210 mm with end plates 135  
Storage rack for large items - efficient and space-saving solution 96, 253  
Storage rack on wheels - 1250x800x1700 mm 96, 227, 252  
Storage rack with 4 shelves - 900x555x1500mm 62, 242, 261  
Storage trolley - 1015x660x1700mm - U100 62  
Storage trolley with adjustable shelf - robust and flexible solution 61, 234, 258  
Suspension arm 700 mm R7004 136  
Suspension rail 670 mm R7004 140  
Suspension rail 900 mm R7004 135  
Swivel head M10x60 D10 B10 210

## T

Tape / Liner stand 192  
Tent wheels Ø100 UER 100x34-Ø12 - loose 131  
Tent wheels Ø160 fixed 3478UFP160P63 189  
Tent wheels Ø160 w/brakes 3470UFP160P63 132  
Tent wheels Ø160 w/brakes 3477UFP160P63 130  
Tent wheels Ø200 fixed 3478UFP200P63 131  
Tente wheels Ø200 w/brakes 3470UFP200P63 132  
Tente wheels Ø50 w/brake 2475PI050P30-11 center mounted 130  
Textile trolley - Large model 204  
Textile trolley Small 73, 275  
Textile trolley with fold-down handle 171  
Threaded rod M6x1000 Stainless A2 177  
Threaded stud 20x20mm M8 thread 203  
Tool board 480x670 mm R7024 134  
Tool board 480x900 mm R7024 143  
Tool board hook set 24 pieces 137  
Tool board on wheels 84, 217  
Tool trolley with lifting bench - 1000x750x975-1675mm 52, 159, 263  
Top plate shelf stainless steel 1.5mm (consists of 2 parts) 209  
Transport cage 207  
Transport cage 1300x1220x840mm 113, 279  
Tub 85 liters white 80x55x33cm 187

## U

Unwinder Frame 158, 261

## W

Washer with holes Ø130x5mm 188

Wire mesh Ø4 mesh c/c 50mm welded black steel 1500x3000 190

Workbench / QA station 21, 262

Worktop 1200x650x18 w/ABS edge light gray 184

Worktop 3000x1200x18 w/ABS edge light gray 181

## Ø

Ø150 - Swivel PNP (soft wheel) - Tente 2477 129

Ø150 - Swivel PNP w/brakes (soft wheels) - Tente 2470 129

Ø60x2 Precision welded steel pipe 170